Draft for Public Comment

Form 36

DPC: 13 / 30295376 DC

BSI Group Headquarters

389 Chiswick High Road London W4 4AL

Tel: +44 (0)20 8996 9000
Fax: +44 (0)20 8996 7400
www.bsigroup.com

Date: 13 December 2013
Origin: European

Latest date for receipt of comments: 13 March 2014

Project No. 2009/01617

Responsible committee: ACE/6 - Aerospace avionic electrical and fibre optic technology

Interested committees:

Title: Draft BS EN 4654-010 Aerospace series Connectors, electrical, Part 010: 1Q18 connectors - Technical report

Please notify the secretary if you are aware of any keywords that might assist in classifying or identifying the standard or if the content of this standard

i) has any issues related to 3rd party IPR, patent or copyright
ii) affects other national standard(s)
iii) requires additional national guidance or information

WARNING: THIS IS A DRAFT AND MUST NOT BE REGARDED OR USED AS A BRITISH STANDARD.
THIS DRAFT IS NOT CURRENT BEYOND 13 March 2014

This draft is issued to allow comments from interested parties; all comments will be given consideration prior to publication. No acknowledgement will normally be sent. **See overleaf for information on the submission of comments.**

No copying is allowed, in any form, without prior written permission from BSI except as permitted under the Copyright, Designs and Patent Act 1988 or for circulation within a nominating organization for briefing purposes. Electronic circulation is limited to dissemination by e-mail within such an organization by committee members.

Further copies of this draft may be purchased from BSI Shop **http://shop.bsigroup.com**
or from BSI Customer Services, Tel: +44(0) 20 8996 9001 or email cservices@bsigroup.com.
British, International and foreign standards are also available from BSI Customer Services.

Information on the co-operating organizations represented on the committees referenced above may be obtained from
http://standardsdevelopment.bsigroup.com

Responsible Committee Secretary: **Committee Service Centre (BSI)**
Direct tel: **020 8996 7009**
E-mail: **csc@bsigroup.com**

Documents
Document Sharing Hub

Full document details: 13/30295376 DC

Introduction

This draft standard is based on European discussions in which the UK has taken an active part. Your comments on this draft are welcome and will assist in the preparation of the consequent British Standard. Comment is particularly welcome on national, legislative or similar deviations that may be necessary.

Even if this draft standard is not approved by the UK, if it receives the necessary support in Europe, the UK will be obliged to publish the official English Language text unchanged as a British Standard and to withdraw any conflicting standard.

UK Vote

Please indicate whether you consider the UK should submit a negative (with reasons) or positive vote on this draft.

Submission of Comments

- The guidance given below is intended to ensure that all comments receive efficient and appropriate attention by the responsible BSI committee. **Annotated drafts are not acceptable and will be rejected.**

- All comments must be submitted, preferably electronically, to the Responsible Committee Secretary at the address given on the front cover. Comments should be compatible with version 6.0 or version 97 of Microsoft Word for Windows, if possible; otherwise comments in ASCII text format are acceptable. **Any comments not submitted electronically should still adhere to these format requirements.**

- All comments submitted should be presented as given in the example below. Further information on submitting comments and how to obtain a blank electronic version of a comment form are available from the BSI website at: **http://drafts.bsigroup.com/**

Template for comments and secretariat observations

Date: xx/xx/20xx	Document: **ISO/DIS xxxx**

1	2	(3)	4	5	(6)	(7)
MB	**Clause No./ Subclause No./Annex** (e.g. 3.1)	**Paragraph/ Figure/ Table/Note**	**Type of com-ment**	**Commend (justification for change) by the MB**	**Proposed change by the MB**	**Secretariat observations on each comment submitted**
	3.1	Definition 1	ed	Definition is ambiguous and needs clarifying.	Amend to read '...so that the mains connector to which no connection...'	
	6.4	Paragraph 2	te	The use of the UV photometer as an alternative cannot be supported as serious problems have been encountered in its use in the UK.	Delete reference to UV photometer.	

EXAMPLE ONLY

Documents
Document Sharing Hub

Microsoft and MS-DOS are registered trademarks, and Windows is a trademark of Microsoft Corporation.

Full document details: 13/30295376 DC

AECMA Technical Report Rapport Technique AECMA AECMA Fachbericht		TR4654-010 Draft P1 2008-09

PUBLISHED BY THE EUROPEAN ASSOCIATION OF AEROSPACE INDUSTRIES - STANDARDIZATION (AECMA-STAN)
Gulledelle 94 – B-1200 BRUXELLES – Tel. (+32) 2 775 8110 – Fax. (+32) 2 775 8111

ICS: 49.060

Descriptors:

ENGLISH VERSION

Aerospace series
Connectors, electrical,
Part 010: 1Q18 connectors – Technical report

Série aérospatiale
Connecteurs électriques
Qualification des évolutions

Luft- und Raumfahrt
Elektrische Rundsteckverbinder

This Technical Report was drawn up by the Electrical Domain of AECMA-STAN. The reason which led to the publication of the document as a technical Report is explained in the foreword.

Author: C.LAHOREAU – N. DELCLAUD
E-mail: carine.lahoreau@radiall.com / nicolas.delclaud@radiall.com

Nota - Extra copies can be supplied by B.N.A.E. – Technopolis 54 - 199, rue Jean-Jacques Rousseau – 92138 ISSY-LES-MOULINEAUX CEDEX

Electrical Domain

Documents
Document Sharing Hub

© aecma 2003

Full document details: 13/30295376 DC

Foreword

The main task of AECMA-STAN is to prepare EN standards. In exceptional circumstances, however, the publication of a Technical Report of one of the following types may be proposed:

- Type 1, the subject is still under technical development requiring wider exposure.

- Type 2, a Technical Commmittee has collected data of different kind from that which is normally published as a European Standard.

The Electrical Domain decided to publish this document in the form of Technical Report of type 2.

Contents

Documents
Document Sharing Hub

Full document details: 13/30295376 DC

1 Scope

This Technical Report is describing non environmental 1Q18 connectors derived from connectors defined by EN4644-001.

This connector includes 18 size 8 quadrax contact cavities and 1 cavity for removable rectangular insert per EN4644-002.

2 Normative references

This European Standard incorporates by dated or undated reference provisions from others publications. These normative references are cited at the appropriate places in the text and the publications are listed hereafter. For dated references, subsequent amendments to or revisions of any of these publications apply to this European Standard only when incorporated in it by amendment or revision. For undated references the latest edition of the publication referred to applies.

ARINC 600

EN4644

EN2591

Documents
Document Sharing Hub

Full document details: 13/30295376 DC

3 Terminology

See EN 2591.

4 Required characteristics.

4.1 Dimensions

4.1.1 Female and male 1Q18 mating dimensions.

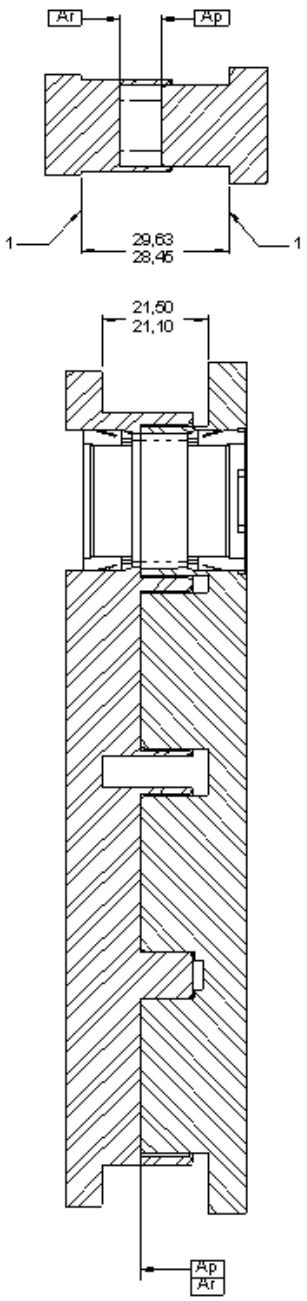

Figure 1

Key:
1: panel mounting faces

Documents
Document Sharing Hub

Full document details: 13/30295376 DC

4.1.2 Female 1Q18 dimensions.

4.1.2.1 Female 1Q18 mating dimensions.

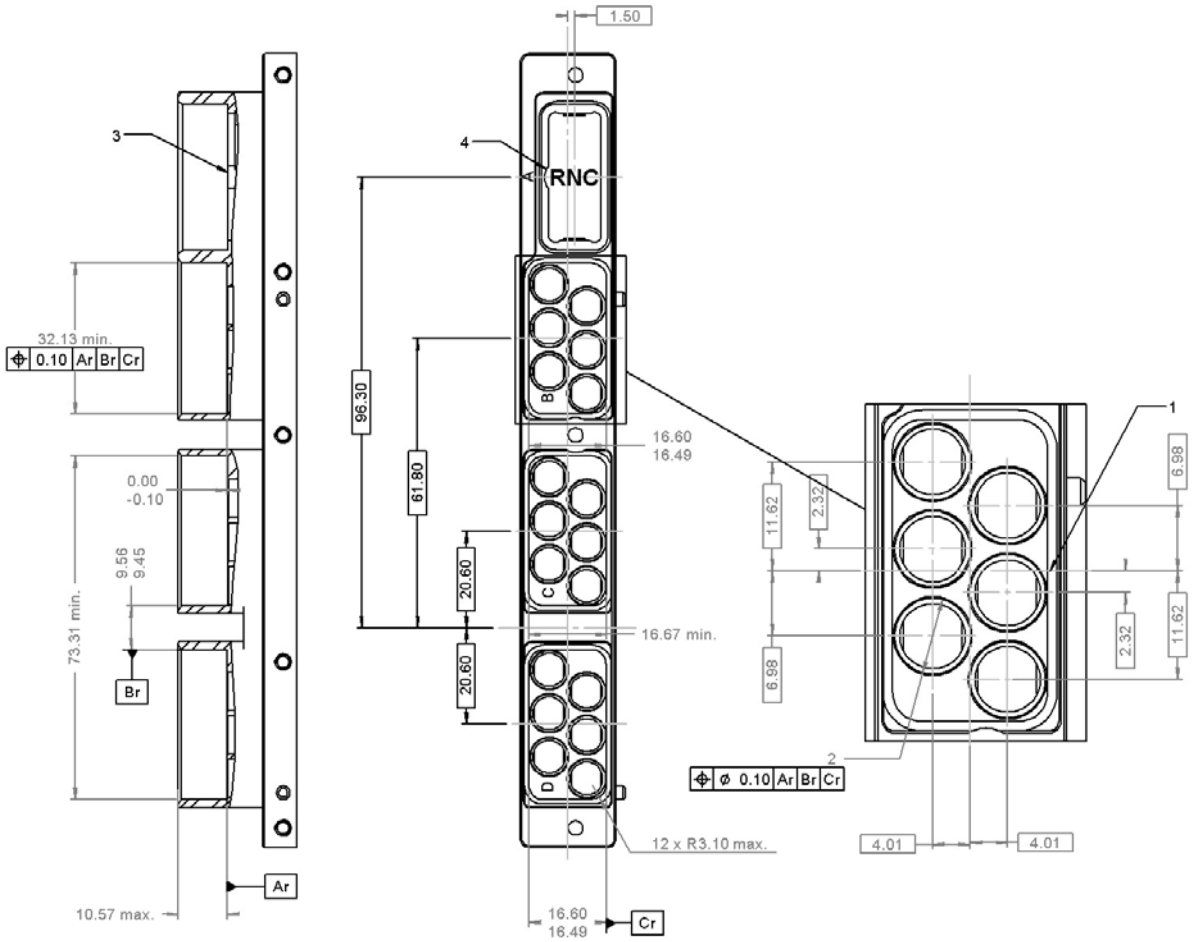

Figure 2

Key:
1: Axis of cavity
2: 18 Front release /Front removable quadrax cavities compatible with size 8 pin quadrax contacts per Arinc 600 (fig 20.2.2.A)
3: Same position as RNC cavity in EN4644-001
4: A keying

Documents
Document Sharing Hub
Full document details: 13/30295376 DC

4.1.2.2 Female 1Q18 overall dimensions.

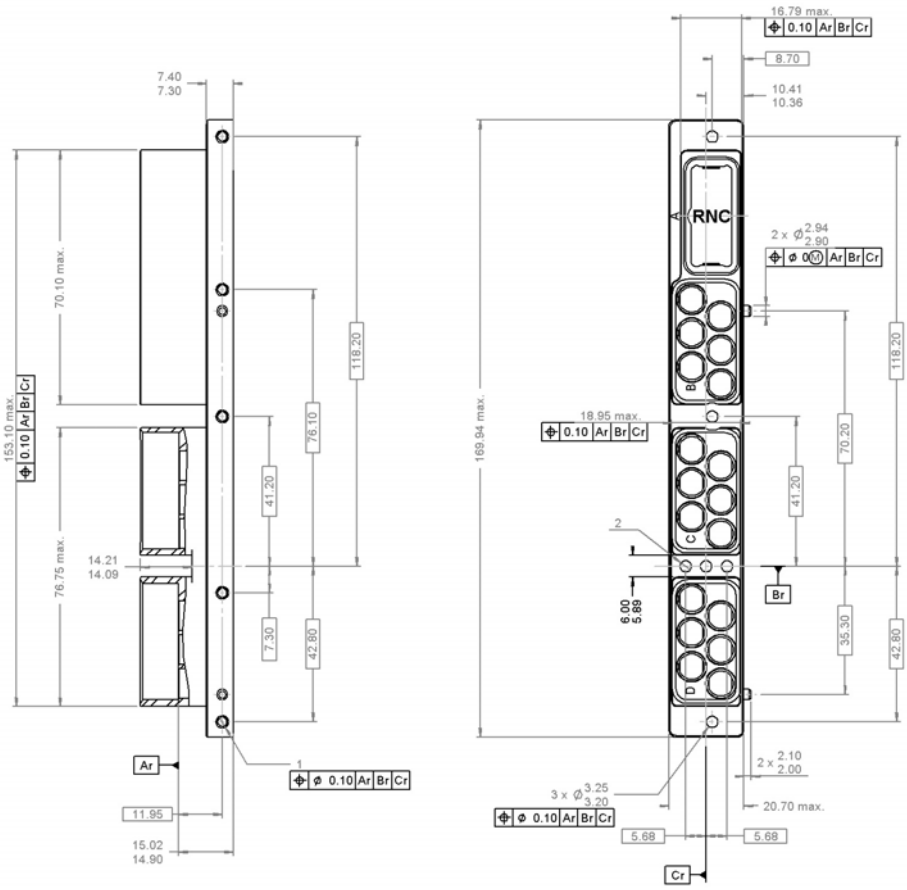

Figure 3

Key:
1: 5 x Locking thread - depth 6 min (see housing modification code § 4.8 for the diameter)
2: see details in EN4644-001

Documents
Document Sharing Hub
Full document details: 13/30295376 DC