2008
Survey of Occupational Injuries, Illnesses, and Fatalities in the Petroleum Industry Summary Report: Aggregate Data Only

Report to Participants

March 2009

API Publication 2387

Prepared by:

Jeff Obermiller
Statistics Department
American Petroleum Institute
202-682-8508
obermiller@api.org

Documents
Document Sharing Hub

Full document details: API Publ 2387-2009

2008
Survey of Occupational Injuries, Illnesses, and Fatalities in the Petroleum Industry Summary Report: Aggregate Data Only

Report to Participants

March 2009

API Publication 2387

COPYRIGHT NOTICE

All information offered in this report is the sole and exclusive property of the American Petroleum Institute.

You may not reproduce, upload, post, transmit, download, or distribute, resell or otherwise transfer outside of your company without express consent of the American Petroleum Institute.

Copyright©2009 The American Petroleum Institute

Documents
Document Sharing Hub

Full document details: API Publ 2387-2009

SPECIAL NOTES

API publications necessarily address problems of a general nature. With respect to particular circumstances, local, state, and federal laws and regulations should be reviewed.

API is not undertaking to meet the duties of employers, manufacturers, or suppliers to warn and properly train and equip their employees, and others exposed, concerning health and safety risks and precautions, nor undertaking their obligations under local, state, or federal laws.

Information concerning safety and health risks and proper precautions with respect to particular materials and conditions should be obtained from the employer, the manufacturer or supplier of that material, or the material safety data sheet.

Nothing contained in any API publication is to be construed as granting any right, by implication or otherwise, for the manufacture, sale, or use of any method, apparatus, or product covered by letters patent. Neither should anything contained in the publication be construed as insuring anyone against liability for infringement of letters patent.

Generally, API standards are reviewed and revised, reaffirmed, or withdrawn at least every five years. Sometimes a one-time extension of up or two years will be added to this review cycle. This publication will no longer be in effect five years after its publication date as an operative API standard or, where an extension has been granted, upon republication. Status of the publication can be ascertained from the API Authoring Department, telephone (202) 682-8000. A catalog of API publications and materials is published annually and updated quarterly by API, 1220 L Street, NW, Washington, D.C. 20005.

This document was produced under API standardization procedures that ensure appropriate notification and participation in the developmental process and is designed as an API standard. Questions concerning the interpretation of the content of this standard or comments and questions concerning the procedures under which this standard was developed should be directed in writing to the director of the Regulatory and Scientific Affairs Department (shown on the title page of this document), American Petroleum Institute, 1220 L Street, NW, Washington, D.C. 20005. Requests for permission to reproduce or translate all or any part of the material published herein should also be addressed to the director.

Every effort has been made by the Institute to assure the accuracy and reliability of the data contained in this document; however, the Institute makes no representation, warranty or guarantee in connection with this publication and hereby expressly disclaims any liability or responsibility for loss or damage resulting from its use or for the violation of any federal, state, or municipal regulation with which this publication may conflict.

API standards are published to facilitate the broad availability of proven, sound engineering and operating practices. These standards are not intended to obviate the need for applying sound engineering judgment regarding when and where these standards should be utilized. The formulation and publication of API standards is not intended in any way to inhibit anyone from using any other practices.

Any manufacturer marking equipment or materials in conformance with the marking requirements of an API standard is solely responsible for complying with all the applicable requirements of that standard. API does not represent, warrant, or guarantee that such products do in fact conform to the applicable API standard.

Documents
Document Sharing Hub

Full document details: API Publ 2387-2009

Table of Contents

Page

INTRODUCTION 1

BACKGROUND 1

SUMMARY 2

Tables

United States Operation

Company Employees 6
Contract Workers 7

NON-U.S. Operations

Company Employees 8
Contract Workers 9

SHIFT EXPOSURE INFORMATION

Offshore Exploration & Production and Drilling 11
Marine 11

FATALITIES

Summary 12
Narrative of Fatalities 13

APPENDICES

Appendix A: List of Participants
Appendix B: Data Collection Forms

Documents
Document Sharing Hub

Full document details: API Publ 2387-2009

INTRODUCTION

The Survey on Petroleum Industry Occupational Injuries, Illnesses and Fatalities (OII) is conducted annually. Participation is voluntary and the number of participating companies varies from year to year. Therefore, exercise caution when using this data to characterize the performance of the industry as a whole.

The Survey's results are documented in the *2008 Benchmarking Survey of Occupational Injuries, Illnesses, and Fatalities in Petroleum Industry: Report to Participants*. This Report is only available on *The Occupational Injuries, Illnesses and Fatalities Reporting System website* (http://oii.api.org). Access to this report is limited to companies that gave API permission to share their 2008 data.

Participants are asked to submit data according to the Bureau of Labor Statistics (BLS) guidelines. Therefore, this report provides incidence rates per 200,000 hours worked on the same basis as those reported by BLS.

BACKGROUND

API has been collecting data regarding workplace injuries, illnesses and fatalities in *The Survey on Occupational Injuries, Illnesses and Fatalities (OII)* since 1931. Prior to the 1999 survey, companies submitted employee data for their U.S. operations only. In 2000, API expanded the scope of the *OII* and began collecting employee and contract worker data for operations both inside and outside of the U.S.

A second change introduced in 2000 gave participants the ability to submit their data electronically over the Internet using *The Occupational Injuries, Illnesses and Fatalities Reporting System at http://oii.api.org/*. Features of this online database include automatic data checks, online instructions, and reports. In addition, for companies willing to share their data have the ability to produce customized benchmarking reports.

While conducting the 2001 survey, API learned that a number of companies no longer track certain data. Consequently, it was decided to make those data fields optional in the 2002 survey. These optional data fields are "The Average Number of Employees", "Job Transfer or Restriction", "All Injury Cases" and "All Illness Cases".

The Occupational Injuries, Illnesses, and Fatalities Reporting System generates two broad categories of online reports for each type of worker—Full Benchmarking and Limited Benchmarking. Companies submitting data for both required and optional fields as well as giving API permission to share their data with other participants have access to Full Benchmark reports. Companies that only submit data for required fields only have access to Limited Benchmarking reports.

Documents
Document Sharing Hub

Full document details: API Publ 2387-2009

SUMMARY

U.S. Operations: Company Employees

2008 data pertaining to U.S. occupational injuries, illnesses and fatalities for an employer's own employees were submitted to the American Petroleum Institute (API) by forty-five oil and gas companies and their subsidiaries, employing persons with a total work experience of 369 million hours. In 2007, forty-two companies reported 343 million hours.

In 2008, the *Total OSHA Recordable Case Incidence Rate* reported was 0.68, compared to 0.72 for 2007. This rate is the number of total recordable cases per 200,000 hours worked, or approximately the number of cases per 100 full-time workers per year.

The *Death Plus Days Away Incidence Rate* reported for 2008 was 0.17 per 200,000 hours worked—or one case for every 588 employees, compared to 0.17 in 2007—or one case for every 588 employees.

Since 1996, the reported *Total OSHA Recordable Case Incidence Rate* and *Death plus Days Away Incidence Rate* have improved an average of 8.8 and 7.4 percent per year, respectively (see the figure below).

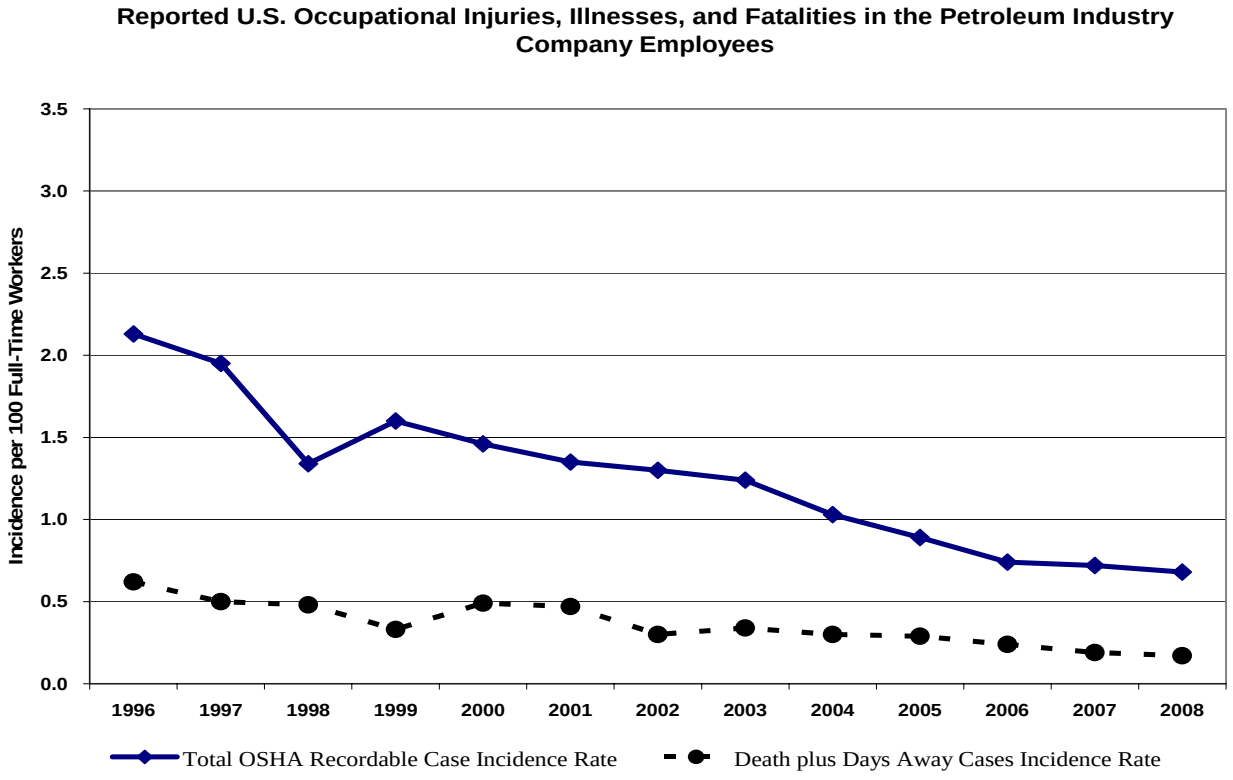

Significant differences exist among companies regarding return-to-work policies and practices. Therefore, use of the *Death plus Days Away Incidence Rates* alone to judge and compare company safety performance is not recommended.

Documents
Document Sharing Hub
Full document details: API Publ 2387-2009

The total OSHA recordable incidence rate as reported to API has declined by more than half over the past fifteen years. The following graphs show the fifteen-year trend for selected U.S. petroleum industry sectors.

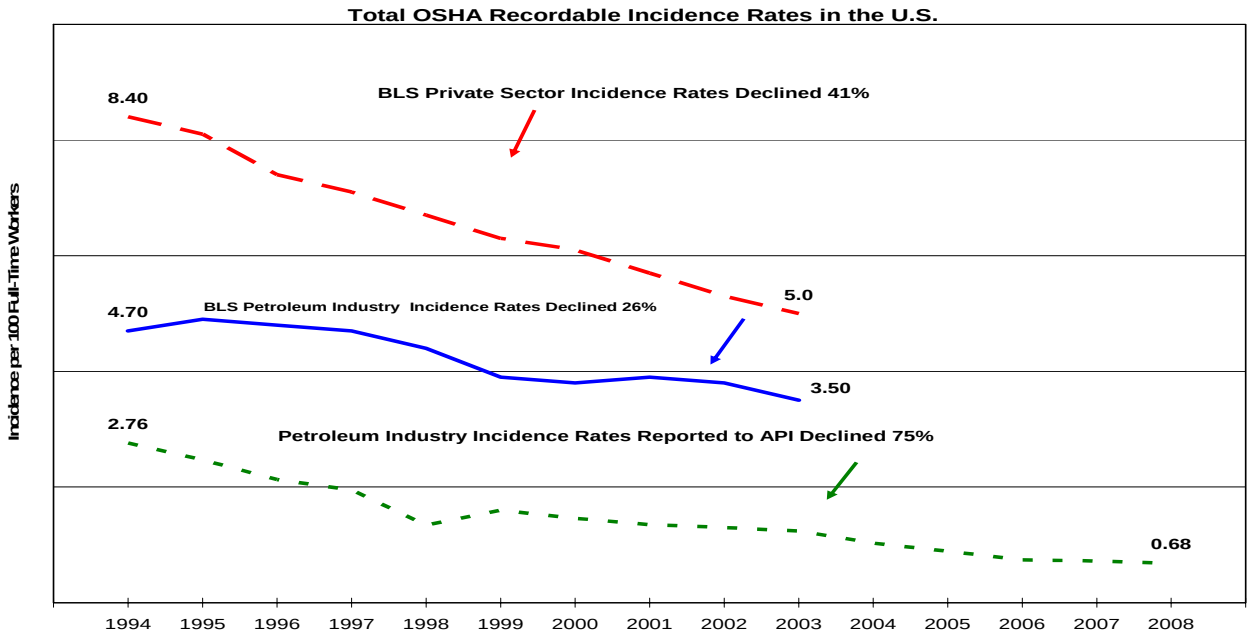

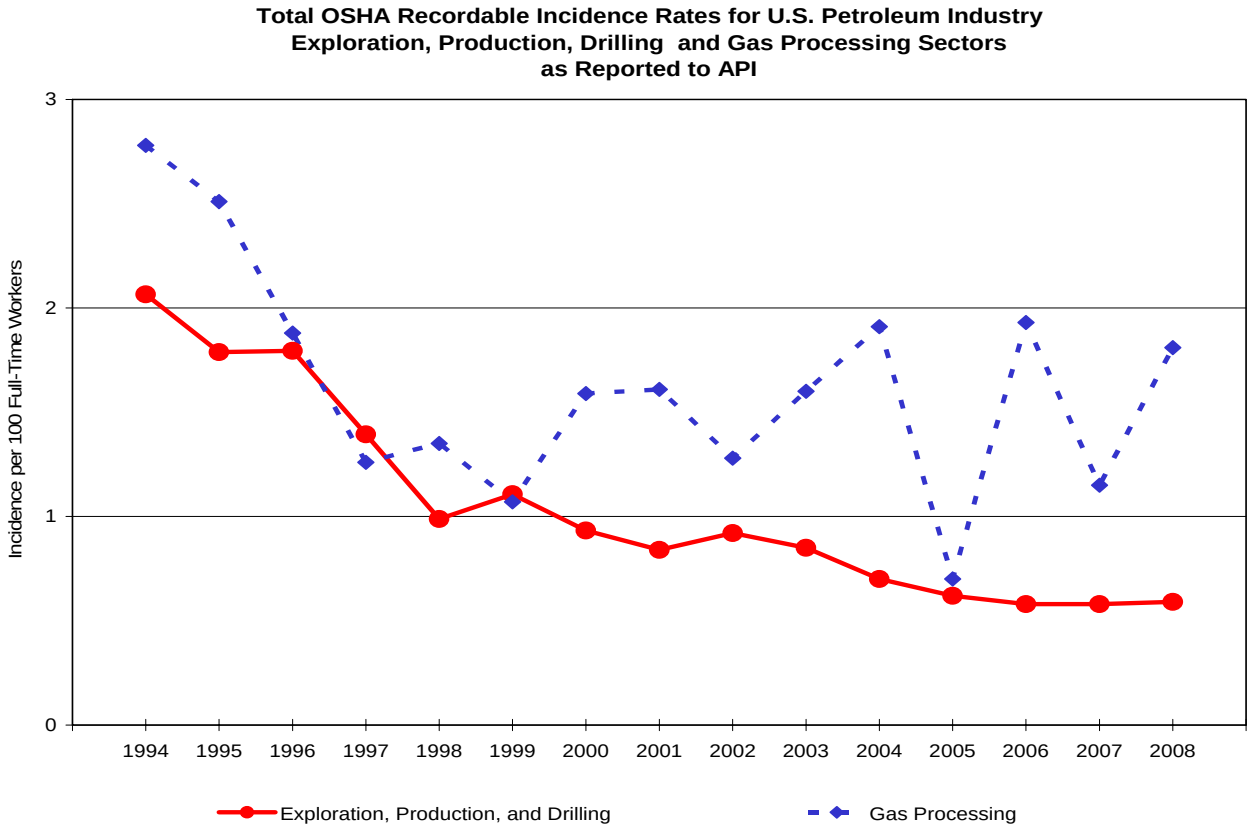

Documents
Document Sharing Hub
Full document details: API Publ 2387-2009

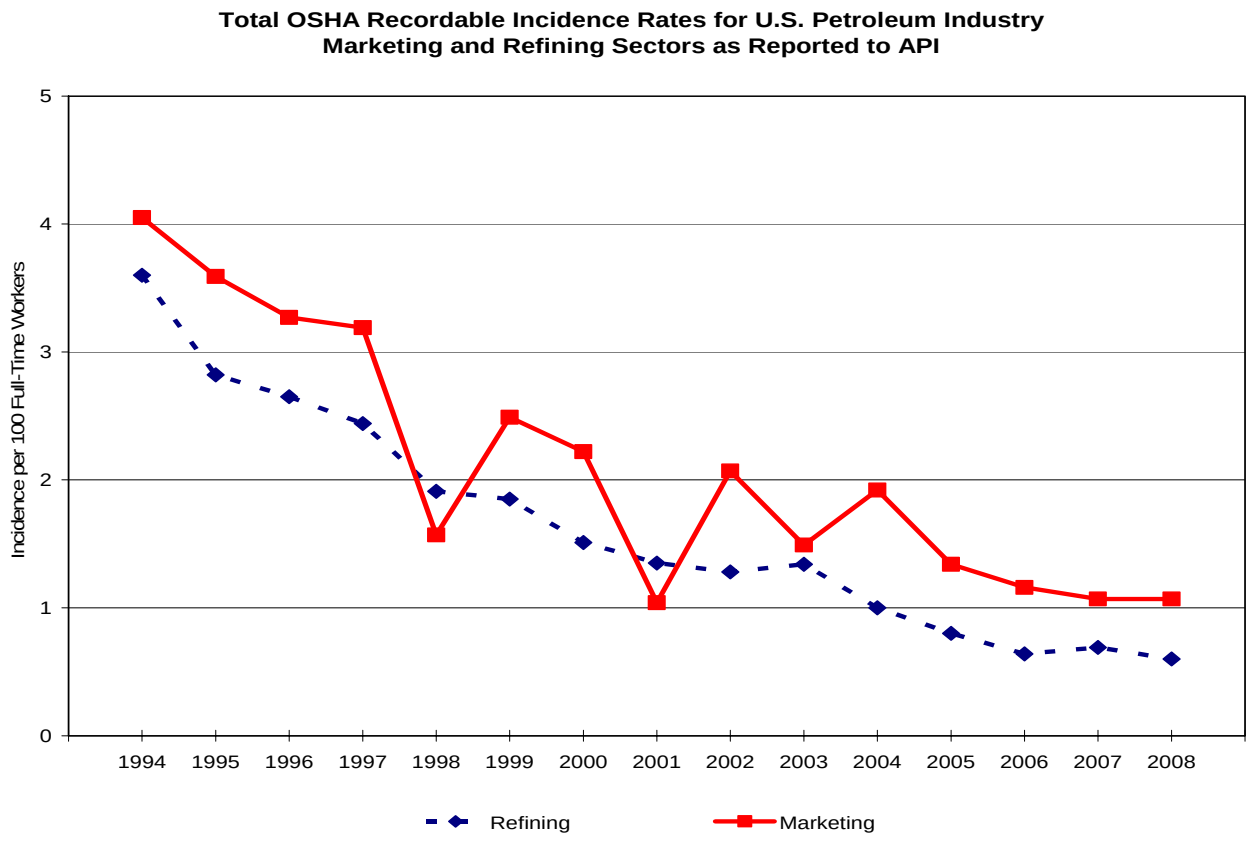

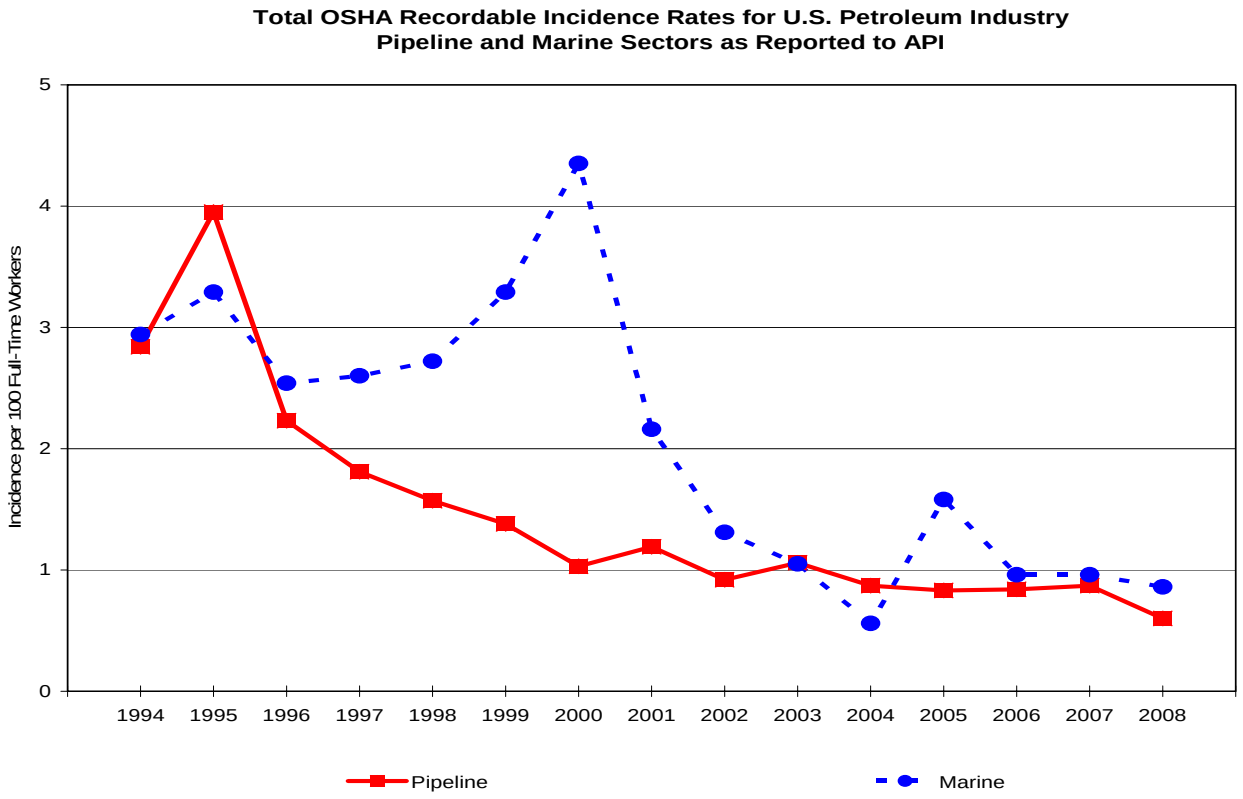

Documents
Document Sharing Hub
Full document details: API Publ 2387-2009

U.S. Operations: Contract Workers

In 2008, thirty-five oil and gas companies and their subsidiaries submitted contract worker data for their U.S. operations. These workers provided 481 million hours of service to these companies. The *Total OSHA Recordable Case Incidence Rate* reported for these contract workers was 0.89. The *Death plus Days Away Incidence Rate* reported for this group of workers was 0.18 per 200,000 hours worked—or one case for every 556 workers.

Non-U.S. Operations: Company Employees

Sixteen companies reported non-U.S. employee data. During 2008, these employees had a total work experience of 390 million hours. For this group, the reported *Total OSHA Recordable Case Incidence Rate* was 0.28.

Their *Death plus Days Away Incidence Rate* was 0.07 per 200,000 hours worked—or one case for every 1,429 employees.

Non-U.S. Operations: Contract Workers

Fourteen companies reported data for non-U.S. contract workers. In 2008, this category of worker performed a total of 827 million hours in their non-U.S. operations. The *Total OSHA Recordable Case Incidence Rate* reported for these contract workers was 0.42. The *Death plus Days Away Incidence Rate* reported for this group of workers was 0.11 per 200,000 hours worked—or one case for every 909 workers

Documents
Document Sharing Hub

Full document details: API Publ 2387-2009