ATA MSG-3

Operator/Manufacturer Scheduled Maintenance Volume 2 - Rotorcraft

Revision 2022.1

MSG-3

Airlines for America
We Connect the World

Airlines for America
1275 Pennsylvania Avenue, NW - Suite 1300
Washington, DC 20004-1707
USA

http://www.airlines.org/

Copyright 2023, Air Transport Association of America, Inc., d/b/a Airlines for America. All rights reserved. No part of this document may be reproduced or transmitted by any means, electronic or mechanical, including photocopying and recording, or by any information storage or retrieval system, except as may be expressly permitted in writing by the publisher.

Use of the product is subject to the warranty and license agreement contained on pages i, ii, ii.

Documents
Document Sharing Hub

Full document details: ATA MSG3-2 2022

PRODUCT LICENSE AGREEMENT

AIR TRANSPORT ASSOCIATION OF AMERICA, INC. ("ATA")

d/b/a Airlines for America ("A4A")

IMPORTANT -- PLEASE READ THIS ENTIRE AGREEMENT CAREFULLY BEFORE USING THIS DOCUMENT

YOU AGREE TO BE BOUND BY THE TERMS OF, AND BECOME PARTY TO, THIS AGREEMENT. THIS AGREEMENT IS APPLICABLE TO THE ACCOMPANYING MERCHANDISE (THE "MERCHANDISE"), THE INFORMATION RESIDING THEREON OR ON INTERNET WEB SITES ACCESSIBLE EXCLUSIVELY VIA LINKS FROM THE MERCHANDISE (THE "CONTENT") AND ANY RELATED SOFTWARE (COLLECTIVELY, THE "LICENSED PRODUCT"). IF YOU DO NOT AGREE TO BE BOUND BY THE TERMS OF AND BECOME PARTY TO, THIS AGREEMENT, YOU CANNOT USE ANY PART OF THIS DOCUMENT AND CANNOT SHARE IT WITH OR FORWARD IT TO ANY OTHER PERSON OR ENTITY.

IMPORTANT INFORMATION

The Licensed Product contains specifications, practices and other information relating to the covered topics. ATA does not mandate the use of all or any part of the Licensed Product and your decision to use the Licensed Product is entirely voluntary, your decision and at your own risk. You may choose to use the Content in whole, in part, or not at all.

There may be practices, standards and/or governmental requirements applicable to your operations that exceed, or vary from, the Licensed Product. You are solely responsible for determining if such practices, standards or regulatory requirements exist and whether they apply to your activities, and for complying with those that are applicable. Such practices, standards and regulatory requirements can change significantly over time. Unless ATA expressly states otherwise in writing, nothing in this Agreement shall be interpreted as requiring ATA to provide you with updates, revisions, or information about any development or action affecting the Licensed Product.

The Licensed Product has been compiled by ATA and/or its licensors. ATA and/or its licensors reserve title to and ownership of the Licensed Product and all copyrights and any other intellectual property rights in it.

DESCRIPTION OF LICENSE

Upon your acceptance of this Agreement, you will be permitted to access the information for which you have obtained the license described and limited below.

The extent of permissible access to the Licensed Product to you and within your company depends on the type of Licensed Product that ATA has provided to you. All employees using the Licensed Product shall be bound by all the provisions of this Agreement. Access is as follows:

1. If you purchased the Licensed Product for individual use ("single-user"), access to the Licensed Product shall be limited to employees in your company, not to any third parties, and only one concurrent user.

2. If you purchased the Licensed Product for multiple person use ("multi-user"), you can allow access to the Licensed Product to employees within your company, not to any third parties, and have multiple concurrent users.

Copyright 2023, Air Transport Association of America, Inc., d/b/a Airlines for America. All rights reserved.

Documents
Document Sharing Hub

Full document details: ATA MSG3-2 2022

3. Single user and multi-user employees may use the Licensed Product for the internal business purposes of your company, and each may print a single copy of any Licensed Product for purposes of designing, structuring or modifying any of your company's products or services as authorized below.

The license that this Agreement provides you is subject to any applicable payment and is non-exclusive, non-transferable and worldwide. ATA can terminate this license if you materially fail to comply with the terms of this Agreement. Upon termination by ATA, you agree to return to ATA or certify the destruction of all copies of the Licensed Product in your company or your company's possession.

This Agreement does not authorize you to, and you shall not:

1. Alter, modify, translate, adapt or create derivative works based on the Licensed Product or any related software. Notwithstanding the foregoing prohibition, you may include or apply elements of the Licensed Product in a work that you exclusively produce.

2. Use the Licensed Product on any unsecured network or permit any third party to access or use of the Licensed Product except as expressly permitted in this Agreement or in a separate agreement.

3. Use the Licensed Product or any part thereof in any manner that infringes the intellectual property or other rights of another entity or person, including ATA.

4. Sublicense or assign this Agreement.

5. Indicate that ATA endorses, approves, or certifies your application of the Licensed Product, including, without limiting the generality of the foregoing prohibition, your use of specifications contained in the Licensed Product.

ATA CREDIT

If the Licensed Product is used to design, structure or modify any of your or your company's products or services, you must reference, in a commercially reasonable location, the fact that the Licensed Product has been so used.

LIMITED WARRANTY

ATA warrants that at the time of delivery, THE LICENSED PRODUCT will be free from defects in materials and workmanship. In the event of a breach of the foregoing warranty, as your sole and exclusive remedy and ATA's sole liability, ATA will replace any LICENSED PRODUCT having defects in materials or workmanship at no charge, provided you inform ATA within 30 days after your receipt of the Licensed Product.

WARRANTY DISCLAIMER

EXCEPT AS EXPRESSLY STATED ABOVE, THE LICENSED PRODUCT IS PROVIDED "AS IS" AND ATA HEREBY EXPRESSLY DISCLAIMS, ON BEHALF OF ITSELF AND ALL PERSONS WHO CONTRIBUTED TO THE CREATION, PUBLICATION, REVISION AND/OR MAINTENANCE OF THE LICENSED PRODUCT, ALL OTHER WARRANTIES, WHETHER EXPRESS OR IMPLIED, INCLUDING THE IMPLIED WARRANTIES OF MERCHANTABILITY, FITNESS FOR A PARTICULAR PURPOSE AND NON-INFRINGEMENT. NEITHER ATA NOR ANY PERSON WHO CONTRIBUTED TO THE CREATION, PUBLICATION, REVISION OR MAINTENANCE OF THE LICENSED PRODUCT WARRANTS THAT THE LICENSED PRODUCT WILL MEET YOUR REQUIREMENTS, THAT THE OPERATION OF THE LICENSED PRODUCT WILL BE ERROR FREE, OR THAT IT IS ACCURATE, COMPLETE, CURRENT OR RELIABLE.

Copyright 2023, Air Transport Association of America, Inc., d/b/a Airlines for America. All rights reserved.

Documents
Document Sharing Hub

Full document details: ATA MSG3-2 2022

LIMITATION OF LIABILITY

IN NO EVENT WILL ATA OR ANY PERSON WHO CONTRIBUTED TO THE CREATION, PUBLICATION, REVISION, OR MAINTENANCE OF THE LICENSED PRODUCT BE LIABLE FOR INDIRECT, SPECIAL, INCIDENTAL OR CONSEQUENTIAL DAMAGES ARISING OUT OF THE USE, OR THE INABILITY TO USE, THE LICENSED PRODUCT, EVEN IF ADVISED OF THE POSSIBILITY OF SUCH DAMAGES. WITHOUT LIMITING THE GENERALITY OF THE FOREGOING LIMITATIONS OF LIABILITY, NEITHER ATA NOR ANY PERSON WHO CONTRIBUTED TO THE CREATION, PUBLICATION, REVISION, OR MAINTENANCE OF THE LICENSED PRODUCT IS RESPONSIBLE FOR LOST PROFITS OR REVENUE, LOSS OF THE USE OF THE LICENSED PRODUCT, LOSS OF DATA, OR THE COST OF ANY SUBSTITUTE PRODUCT. IN NO CASE SHALL THE AGGREGATE LIABILITY OF ATA AND ALL PERSONS WHO CONTRIBUTED TO THE CREATION, PUBLICATION, REVISION, OR MAINTENANCE OF THE LICENSED PRODUCT EXCEED THE PRICE YOU PAID TO PURCHASE THE LICENSED PRODUCT FROM ATA. IN ADDITION, THE THIRD- PARTY PUBLISHER OF THE LICENSED PRODUCT WILL NOT BE LIABLE FOR ANY DAMAGE OR LOSS OF ANY KIND ARISING OUT OF OR RESULTING FROM YOUR POSSESSION OR USE OF THE LICENSED PRODUCT (INCLUDING DATA LOSS OR CORRUPTION), REGARDLESS OF WHETHER SUCH LIABILITY IS BASED IN TORT, CONTRACT OR OTHERWISE.

This Agreement shall be governed in its interpretation and enforcement by the laws of the District of Columbia, without regard to choice of law principles.

This is the entire agreement between the parties about the subject matter of this Agreement. Any change to this Agreement must be in writing and agreed to by both parties.

Comments about or suggested changes to the Licensed Product should be sent to:

Publications Department
Air Transport Association of America, Inc.
1275 Pennsylvania Avenue, NW, Suite 1300
Washington, DC 20004-1707 USA

Or

pubs@airlines.org

YOU ACKNOWLEDGE THAT YOU HAVE READ THIS AGREEMENT, UNDERSTAND IT AND AGREE TO IT, AND THAT YOU HAVE THE AUTHORITY TO AGREE TO IT ON BEHALF OF YOUR COMPANY. IF YOU DO NOT AGREE TO BE BOUND BY THE TERMS OF, AND BECOME PARTY TO THIS AGREEMENT, YOU CANNOT USE ANY PART OF THIS DOCUMENT AND CANNOT SHARE IT WITH OR FORWARD IT TO ANY OTHER PERSON OR ENTITY.

(V20230125)

Copyright 2023, Air Transport Association of America, Inc., d/b/a Airlines for America. All rights reserved.

Documents
Document Sharing Hub

Full document details: ATA MSG3-2 2022

Important Information About This Document

Read Before Using This Document

This document contains recommended guidelines that have been developed for the covered topics. Airlines for America (A4A) does not mandate their use. You must decide whether or not to use the recommendations in this document. You may choose to use them in whole, in part, or not at all.

There may be practices, standards and/or regulatory requirements applicable to your operations that exceed or otherwise differ from the recommendations in this document. You are solely responsible for determining if such practices, standards or requirements exist and whether they apply to your activities, and for complying with those that are applicable. Such practices, standards and requirements can change significantly over time. A4A is not obligated to inform you of such changes.

As provided in the Product License Agreement, A4A does not guarantee, promise or warrant that the specification or guidance material offered in this document will meet the needs of your operations. This is a determination that you must make and for which A4A is not responsible.

For Technical Information or Submissions

Extra information for A4A Publications is available at the A4A Publications Web page at https://publications.airlines.org/.

For technical information or to recommend an alteration or amendment to this specification, please submit the recommendation and any supporting documentation to the A4A Publications Department:

E-mail: pubs@airlines.org
Phone: 202-626-4062

Copyright 2023, Air Transport Association of America, Inc., d/b/a Airlines for America. All rights reserved.

Documents
Document Sharing Hub
Full document details: ATA MSG3-2 2022

Acceptance Letter

International Maintenance Review Board Policy Board (IMRBPB)

International MRB Policy Board

ENDORSEMENTS:

19 April 2023

Mr. Kevin Berger

Director, Technical Operations
Airlines for America

1275 Pennsylvania
Ave NW Washington,
DC 20004

Dear Mr. Berger,

The International Maintenance Review Board Policy Board (IMRBPB) has reviewed the changes proposed to the Air Transport Association (ATA) Maintenance Steering Group – 3 (MSG-3) Report "Operator/Manufacturer Scheduled Maintenance Development", Volumes 1 and 2, Revision 2022.1.

The ten signatory agencies of the IMRBPB hereby accept ATA MSG-3 2022.1, Volume 1 and 2, for use as a guidance document in the development of future Maintenance Review Board Reports (or equivalent reports) within our respective regulatory structures.

Sincerely,

William A. Heliker

William A. Heliker, Chairperson, IMRBPB

Copyright 2023, Air Transport Association of America, Inc., d/b/a Airlines for America. All rights reserved.

Documents
Document Sharing Hub
Full document details: ATA MSG3-2 2022

Dale R Hawkins for Rebecca S Hoover

Digitally signed by Dale R Hawkins for Rebecca S Hoover
Date: 2023.02.28 11:52:21 -05'00'

Rebecca HOOVER — Date

Division Manager (Acting)

Aircraft Maintenance Division AFS-300

Federal Aviation Administration (FAA)

18 April 2023

Jeffrey PHIPPS — Date

Chief, Operational Airworthiness (AARTM)

Standards Branch

Transport Canada, Civil Aviation (TCCA)

24/02/2023

Raffaele IOVINELLA — Date

Aircraft Maintenance Section Manager

Maintenance and Production Department / Flight Standards Directorate

European Union Aviation Safety Agency (EASA)

7 March 2023

Jimmy LEUNG — Date

Senior Airworthiness Officer

Flight Standards and Airworthiness Division

Hong Kong Civil Aviation Department (HKCAD)

Copyright 2023, Air Transport Association of America, Inc., d/b/a Airlines for America. All rights reserved.

Documents
Document Sharing Hub

Full document details: ATA MSG3-2 2022

Mar 3 /2023

Nelson Eisaku NAGAMINE — Date

Manager, Continuing Airworthiness Technical Branch

Department of Airworthiness

National Civil Aviation Agency – Brazil (ANAC)

28 March 2023

Gerald POH Hock Guan — Date

Senior Manager (Airworthiness Engineering)

Airworthiness Certification & UAS Division

Civil Aviation Authority of Singapore (CAAS)

Yasushi Yamashita 08-Mar-2023

Yasushi YAMASHITA — Date

Deputy Director

Flight Standard Division

Japan Civil Aviation Bureau (JCAB)

2023/3/29

XUE Shi Jun — Date

Deputy Director General

Flight Standards Department

Civil Aviation Administration of China (CAAC)

Copyright 2023, Air Transport Association of America, Inc., d/b/a Airlines for America. All rights reserved.

Documents
Document Sharing Hub

Full document details: ATA MSG3-2 2022

28 February 2023

David PUNSHON — Date

Manager Continued Operational Safety

Airworthiness & Engineering Branch / National Operations & Standards Division

Civil Aviation Safety Authority of Australia (CASA)

02 March 2023

Hatem DIBIAN — Date

Senior Manager Air Operators and CAMO

Aviation Safety Affairs

General Civil Aviation Authority (GCAA)

Copyright 2023, Air Transport Association of America, Inc., d/b/a Airlines for America. All rights reserved.

Documents
Document Sharing Hub
Full document details: ATA MSG3-2 2022

Highlights

Prepared by:

Rotorcraft Maintenance Programs Industry Group

Release History

- Revision 2022.1 (December 2022)
- Revision 2018.1 (November 2018)
- Revision 2015.1 (September 2015)
- Original Issue (October 2013)

Revision 2022.1 (Revised December 2022)

Location	Description of Change
All	See the Revision Summary for a complete description.

Copyright 2023, Air Transport Association of America, Inc., d/b/a Airlines for America. All rights reserved.

Documents
Document Sharing Hub
Full document details: ATA MSG3-2 2022

Contents

PRODUCT LICENSE AGREEMENT i
Acceptance Letter v
International Maintenance Review Board Policy Board (IMRBPB) v
Highlights ix
Prepared by: ix
Rotorcraft Maintenance Programs Industry Group ix
Release History ix
Revision 2022.1 (Revised December 2022) ix
Contents x
Preface1
Purpose 1
Differences between the ATA MSG-3 revision 2018.1 and the initial issue of the MSG-3 Volume 2 (Rotorcraft) 2
1. Consistency with ATA MSG-3 2
2. Differences linked to Rotors / Drive systems 2
3. Other differences 2
Revision Summary 4
MSG-3 Volume 2, Revision 2015.1 4
MSG-3 Volume 2, Revision 2018.1 5
MSG-3 Volume 2, Revision 2022.1 6
Chapter 1. General 7
1-1. Objective 7
1-2. Scope 7
1-3. Organization 7
1-3-1. Industry Steering Committee 7
1-3-2. Working Groups 8
Chapter 2. Development of Scheduled Maintenance 9
2-1. General 9
2-1-1. Purpose 9
2-1-2. Approach 9
1. Scheduled Maintenance Objectives 9
2. Scheduled Maintenance Content 10
3. Method for Scheduled Maintenance Development 10
2-2. Divisions of MSG-3 Volume 2 Document 11
2-3. Aircraft Systems/Powerplant Analysis Procedure 14
2-3-1. MSI Selection 16
1. Step 1. 16
2. Step 2. 16
3. Step 3. 17
4. Step 4. 17
5. Step 5. 17
6. Step 6. 17
2-3-2. Analysis Procedure 18
2-3-3. Logic Diagram 19
1. Levels of Analysis. 19
2-3-4. Procedure 20
2-3-5. Consequences of Failure (First level) 21

Copyright 2023, Air Transport Association of America, Inc., d/b/a Airlines for America. All rights reserved.

Documents
Document Sharing Hub
Full document details: ATA MSG3-2 2022

1. Evident or Hidden Functional Failure 21
2. Direct adverse effect on safety 22
3. Hidden Functional Failure Safety Effect 23
4. Operational Effect 23
2-3-6. Failure Effect Categories (First level) 24
1. Evident Safety Effects (Category 5) 24
2. Evident Operational Effects (Category 6) 25
3. Evident Economic Effects (Category 7) 26
4. Hidden Function Safety Effects (Category 8) 28
5. Hidden Function Non-Safety Effects (Category 9) 29
2-3-7. Task Development (Second Level) 31
1. Lubrication/Servicing (All Categories) 31
2. Operational Check (Hidden Functional Failure Categories Only) 31
3. Visual Check (Hidden Functional Failure Categories Only) 32
4. Inspection/Functional Check (All Categories) 32
5. Restoration (All Categories) 33
6. Discard (All Categories) 34
7. Combination (Safety Categories Only) 34
8. Task Selection Criteria 35
9. Task Consolidation 36
2-3-8. Systems/Powerplant Task Interval Determination 36
1. General 36
2. Sources of information 36
3. Task Interval Parameters 37
4. Task Interval Selection Criteria 38
5. “Access-Defined” Inspection Intervals 39
6. Controlled Service Introduction 39
2-3-9. Supplemental analyses for Rotors / Drive systems 39
1. Rotors / drive systems defined 39
2. Analysis procedure 40
3. Accidental Damage (AD) 40
4. Environmental Deterioration (ED) 41
5. CPCP Requirements 42
6. AD ED task intervals 42
2-4. Aircraft Structural Analysis Procedure 42
2-4-1. Aircraft Structure Defined 43
1. Significant and Other Structure 43
2-4-2. Scheduled Structural Maintenance 44
1. Structural Maintenance Tasks 45
2. Inspection Thresholds 45
3. Repeat Inspection Intervals 46
4. Fatigue Related Sampling Inspections 46
5. Corrosion Prevention and Control Programs (CPCP) 46
6. Age Exploration Program 47
7. Zonal Inspections 47
8. Inspection Results 48
2-4-3. Damage Sources and Inspection Requirements 48
1. Damage Sources 48
2. Inspection Requirements 49

Copyright 2023, Air Transport Association of America, Inc., d/b/a Airlines for America. All rights reserved.

Documents
Document Sharing Hub
Full document details: ATA MSG3-2 2022

2-4-4. Scheduled Structural Maintenance Development 49
1. Procedure 50
2-4-5. Rating Systems for Structural Significant Items 58
1. Rating Accidental Damage 58
2. Rating Environmental Deterioration (metals) 59
3. Rating Environmental Deterioration (non-metals) 59
4. Rating Fatigue Damage 60
2-5. Zonal Analysis Procedure 60
2-5-1. Procedure 60
2-5-2. Zonal Inspection Task Intervals 65
2-6. Lightning/High Intensity Radiated Field (L/HIRF) Analysis Procedure 65
2-6-1. L/HIRF Maintenance 66
1. L/HIRF Protection Analysis Concepts 66
2. LHSI Selection 66
3. L/HIRF Protection Analysis Methodology and Logic Diagram (see Figure 2-6-1.3) 67
4. Analysis Approval 73
Appendix A. Glossary 74
Annex 1. References 83

Copyright 2023, Air Transport Association of America, Inc., d/b/a Airlines for America. All rights reserved.

Documents
Document Sharing Hub
Full document details: ATA MSG3-2 2022

Preface

Purpose

This document is based on ATA MSG-3 Volume 1 (Fixed Wing Aircraft) Revision 2018.1.

The purpose of the MSG-3 Volume 2 is to provide a methodology that is suitable for the development of scheduled maintenance requirements applicable to rotorcraft.

The MSG-3 Volume 2 has been developed by helicopter manufacturer specialists following attempts to implement ATA MSG-3 methodologies on rotorcraft designs.

Aside from differences in regulations (e.g. 14 CFR § 25 replaced by 14 CFR / CS / CAR Standard 29), the main challenge faced by the helicopter manufacturers was to adapt fixed wing airplane MSG-3 methodologies to components from the Rotors / Drive Systems.

Due to the rotary-wing concept, a number of components utilized in Rotors and Drive Systems provide significant load-carrying functions (flight loads, control loads) the failure of which could have an adverse effect on operating safety. The ATA MSG-3 procedures required some components from the Rotors / Drive Systems to be analyzed as both MSI's and SSI's. The ATA MSG-3 Volume 2 combined MSI and SSI analysis will produce applicable and effective tasks for Rotor / Drive Systems.

To enable the analysis of structural functions of the Rotors / Drive Systems, the Rotorcraft Maintenance Programs Industry Group (RMPIG) proposes the following:

- include relevant structural analysis steps in the Systems / Powerplant analyses of Rotors / Drive systems
- exclude Rotors / Drive Systems from [Section 2-4-1] "Aircraft Structure Defined"
- make modifications to ATA MSG-3 rendered necessary by these two modifications

The RMPIG members also propose the following:

- to amend the definition of "operating crew" to include "winch operators" and "radio operators" which are common to helicopters and whose duties are comparable to those of cabin attendant personnel, in that their functions include operational checks of aircraft systems
- to consider the effects of environmental deterioration of non-metallic structures
- to include "landing area debris" as a consideration for accidental damage since helicopters often land on and take off from unprepared surfaces.

All these issues lead to the elaboration of a MSG-3 Volume 2 (Rotorcraft) based on ATA MSG-3 Revision Volume 1 (Fixed Wing Aircraft) 2018.1.

Copyright 2023, Air Transport Association of America, Inc., d/b/a Airlines for America. All rights reserved.

Documents
Document Sharing Hub
Full document details: ATA MSG3-2 2022

Differences between the ATA MSG-3 revision 2018.1 and the initial issue of the MSG-3 Volume 2 (Rotorcraft)

1. Consistency with ATA MSG-3

Every effort was made to maintain the same format, section breakdown and section numbering in the MSG-3 Volume 2 (Rotorcraft) as found in the ATA MSG-3 Volume 1 (Fixed Wing Aircraft) document Revision 2018.1. This was done to facilitate considerations for the applicability of future MPIG ATA MSG-3 proposals into the MSG-3 Volume 2 document.

2. Differences linked to Rotors / Drive systems

Differences linked to specific MSG-3 methodologies applicable to Rotors / Drive Systems include:

1. the addition of section **2-3-9. Supplemental analyses for Rotors / Drive systems** specific to load-carrying functions of MSI's from Rotors / Drive systems
2. the modification of the last sentence of section 2-2. to explain the new section 2-3-9. which cannot be used independently from other MSG-3 Volume 2 sections
3. the addition of Figure 2-3.1.
4. the addition of a fourth note at the end of section 2-3-1.1 (Step 1 of MSI selection)
5. change the text of the introductory paragraph of § 2-4-1. in order to make sure that items from Rotors / Drive systems are not considered as aircraft structure
6. the addition of the definition of Rotors / Drive systems in Appendix A – Glossary. This definition is identical to the definition found in the design basis (14 CFR / CS / CAR Standard 29) for transport category helicopters

3. Other differences

Other differences not linked to specific MSG-3 methodologies applicable to Rotors / Drive Systems include:

7. Wherever appropriate, the name MSG-3 has been replaced by MSG-3 Volume 2.
8. Wherever appropriate, ATA has been replaced by HAI.
9. Wherever appropriate, the term "Airline" has been deleted or replaced by "Operator".
10. Wherever appropriate, the term "Airplane" has been replaced by "Rotorcraft".
11. Wherever appropriate, airplane operations have been replaced by rotorcraft operations.
12. Wherever appropriate, 14 CFR § 25.1309 has been replaced by 14 CFR / CS / CAR § 29.1309.
13. Wherever appropriate, 14 CFR § 25.571 has been replaced by 14 CFR / CS / CAR § 29.571.
14. "Runway debris" has been replaced by "Runway or landing area debris" in sections dealing with accidental damage with SSI's and Rotor / Drive Systems.
15. In [Section 2-4-3.1] Damage Sources, the last sentence of paragraph 2-4-3.1 (b) has been

Copyright 2023, Air Transport Association of America, Inc., d/b/a Airlines for America. All rights reserved.

Documents
Document Sharing Hub
Full document details: ATA MSG3-2 2022

modified to take into account susceptibility of non-metallic structures to degradation due to the environment.

16. The term “Cabin attendant personnel” has been replaced by “cabin personnel” in [Section 2-3-5.1] and in Appendix A.

17. The ATA MSG-3 Volume 1 (Fixed Wing Aircraft) document has been added to the list of reference documents in Annex

Copyright 2023, Air Transport Association of America, Inc., d/b/a Airlines for America. All rights reserved.

Documents
Document Sharing Hub
Full document details: ATA MSG3-2 2022

Revision Summary

MSG-3 Volume 2, Revision 2015.1

The changes introduced in 2015 are:

1. Updated the definition of Corrosion Level 1 in accordance with the recommendation from the Airworthiness Assurance Working Group [0 Appendix A. Glossary] (IP 119 Rev 2_210415).
2. Removed statement in the Zonal Analysis Procedure regarding Zonal Transfer Guidance of GVI's determined by L/HIRF Analysis [2-5-1] (IP 137).
3. Deleted the Glossary term for L/HIRF Protection Systems as that term is no longer used in MSG-3 [0 Appendix A. Glossary] (IP 138).
4. Clarified that surface protection ratings should evolve over time [2-4-5] (IP 139).
5. Provided guidance to help in answering question 3 of level 1 Systems analysis for protective functions, in particular which combination of failures should be considered [2-3-5.3] (IP 140).
6. Provided additional guidance on handling of safe life items that might be affected by corrosion and subsequent premature failure [2-4-2.5],[2-4-2.6], [a] (IP 141).
7. Updated logic diagram titles for consistency [Fig_2-2.1], [Fig_2-4-4.1], [Figure 2-5-1.1], [Fig_2_6_1_3] (IP 142).
8. Clarified the distinction between Visual Check and Operational Check [2-3-7.2], [2-3-7.8], [0 Appendix A. Glossary] (IP 143).
9. Provided clarification of the policy permitting consolidation of tasks [2-3-7.7], [2-3-7.9], [0 Appendix A. Glossary] (IP 144).
10. Clarified that terms such as "occupant" or "on board" do not necessarily mean physically limited to the inside of the rotorcraft [2-3-5.2], [2-4-1.1], [0 Appendix A. Glossary] (IP 147).
11. Clarified the applicability of PSEs for normal category rotorcraft [2-4-1.1] (IP 148).
12. Provided clarification that the MRB Report should contain tasks only arising from the MSG-3 logic process [1-1] (IP 150).
13. Revised the Glossary definition of "Lightning/HIRF Significant Item" to clarify which L/HIRF structural components should be addressed as LHSIs [0 Appendix A. Glossary] (IP 151).
14. Provided clarification on which Effectiveness criteria should be considered for each Failure Effect Category. Also provided guidance on what is meant by "cost-effective" and "multiple failure" [2-3-6.3], [2-3-6.5], [2-3-7.1], [2-3-7.2], [2-3-7.3], [2-3-7.4], [2-3-7.5], [2-3-7.6], [2-3-7.8], [0 Appendix A. Glossary] (IP 152).
15. Clarified the meaning of "unacceptable degradation" for L/HIRF protection [2-6-1.3], [0 Appendix A. Glossary] (IP 155).

Copyright 2023, Air Transport Association of America, Inc., d/b/a Airlines for America. All rights reserved.

Documents
Document Sharing Hub
Full document details: ATA MSG3-2 2022

MSG-3 Volume 2, Revision 2018.1

The changes introduced in 2018 are:

1. Clarified L/HIRF analysis methodology with wording to ensure attention is given to assessment of L/HIRF protection provided to all systems and structural components required to maintain the inherent safety of the aircraft [2-6], [2-6-1.3] (IP157)

2. Removed references to non-scheduled and non-routine maintenance to eliminate confusion with MSG-3 Objective [1-1], [2-1-2.2], [2-1-2.3] (IP158)

3. Flowchart Figure 2-3.1-Clarification (IP159)

4. Clarified that sampling programs are not to be used to select initial tasks intervals larger than those that can be substantiated with available data [2-3-8.7] (IP162)

5. Clarified the structural analysis for landing gears including the need to add CPCP identifiers on tasks looking for corrosion irrespective of the Section in which they are placed [1-3-2], [2-4-2.5] (IP164)

6. Added statement that scheduled maintenance development shall not be unduly influenced by National Requirements [2-1-2.3] (IP169)

7. HUMS for credit (IP170)

8. Updated Structure logic to introduce significant changes. Fatigue Damage on PSE structure no longer part of MSG-3 logic. MSG-3 FD assessment limited to accessibility and feasibility evaluation in cases where stress office recommend a task for non-PSE structure [2-4], [2-4-1, 2, 3, 4], [Figures 2-4-4-1, 2, 3, 4, 5, 6] (IP171)

9. Added the need for the identification and recording of information to support task selection and to provide traceability of task requirements [2-1-2.3] (IP176)

10. Clarified that in both Systems and Structure logic application, a Special Detailed Inspection may be selected to detect wear damage within specified limits using a measuring tool [2-3-7], [2-4-2] (IP179)

11. Note from section 2.3.1-2 deleted, as it was not applicable on helicopters (IP181).

12. Added a statement to require that traceability is recorded of individual tasks that are subsequently consolidated [2-3-7-9] (IP182)

13. Addition of Corrosion Prevention (CP) tasks definition and requirements to existing CPCP for “other Structures” (IP183)

14. Correction of the transcription of ED in Supplemental analysis (IP184)

15. Added text to drive a harmonized approach to assessment of pressurized cylinder failures and the consideration of the effectiveness of hydrostatic tests for the satisfaction of MSG-3 logic [2-3-4] (IP185)

Copyright 2023, Air Transport Association of America, Inc., d/b/a Airlines for America. All rights reserved.

Documents
Document Sharing Hub
Full document details: ATA MSG3-2 2022

MSG-3 Volume 2, Revision 2022.1

The changes introduced in 2022 are:

1. Updated the definition of "Operating" to align it to ICAO definition of "Operation of an aircraft" (IP 186)

2. Clarified that tasks selected through EZAP to reduce the likelihood of accumulation of combustible materials is only for zone containing EWIS (IP 189)

3. Clarified that Failure Causes should describe specifically why and how a function fails (IP 190)

4. Provided guidance on need to consider in the SSI selection any structure that, if failed or detached in flight could, through secondary damage, compromise continued safe flight and landing (IP 192)

5. Provided guidance on the need to provide detailed information about how much deterioration of an LHSI / L/HIRF protection component is acceptable and how it can be detected (IP 193)

6. Clarified that "Sampling" is not only applicable to "Systems/Powerplant" (IP 194)

7. Removed duplicated information from paragraph [2-3-7] (IP 195)

8. Adjusted the Zonal procedure scope to adequately address "Other Structure" (IP 196)

9. Provided guidelines to take into account non-chemical causes such as disbonding and/or delamination resulting from water ingress in combination with freeze/thaw cycles (IP 198)

10. Provided guidance on the management of AFM Assumptions (IP 201)

11. Added supplementary factors to be considered in the definition of the CPCP task (IP 202)

12. Removed the references to the CCMR/CMCC process from paragraph [2-3-8] (IP 204)

Copyright 2023, Air Transport Association of America, Inc., d/b/a Airlines for America. All rights reserved.

Documents
Document Sharing Hub
Full document details: ATA MSG3-2 2022

Chapter 1. General

1-1. Objective

It is the objective of this document to present a means for developing the scheduled maintenance tasks and intervals which will be acceptable to the regulatory authorities, the operators, and the manufacturers. The scheduled maintenance task and interval details will be developed by coordination with specialists from the operators, manufacturers, and the Regulatory Authority of the country of manufacture. Specifically, this document outlines the general organization and decision processes for determining scheduled maintenance requirements initially projected for the life of the aircraft and/or powerplant.

Initial scheduled maintenance tasks and intervals are specified in Maintenance Review Board (MRB) Reports. MSG-3 is intended to facilitate the development of initial scheduled maintenance. This document addresses the development of scheduled maintenance using the MSG-3 analysis procedure. The MRB Report should only contain tasks arising from the MSG-3 logic process. National requirements not derived from MSG-3 logic are not part of the MRB Report. Other non MSG-3 tasks may be submitted to the Industry Steering Committee for consideration for inclusion in the MRB Report only when justification can be provided.

1-2. Scope

For the purpose of developing an MRB report, MSG-3 Volume 2 (Rotorcraft) is to be used to determine initial scheduled maintenance requirements.

The analysis process allows scheduled tasks and intervals required to support all certificated operating capabilities of the aircraft (including specific rotorcraft relative operations (e.g. Cat A, WAAS Approaches, external load operations)

1-3. Organization

The organization to carry out the scheduled maintenance development for a specific type aircraft shall be staffed by representatives of the rotorcraft operators purchasing the equipment, the prime manufacturers of the airframe and powerplant, and the Regulatory Authority.

1-3-1. Industry Steering Committee

The management of the scheduled maintenance development activities shall be accomplished by an Industry Steering Committee composed of members from a representative number of operators and representatives of the prime airframe and engine manufacturers. It shall be the responsibility of this committee to establish policy, set initial goals for scheduled maintenance check intervals, direct the activities of working groups or other working activity, carry out liaison with the manufacturer and other operators, prepare the final recommendations and represent the operators

Copyright 2023, Air Transport Association of America, Inc., d/b/a Airlines for America. All rights reserved.

Documents
Document Sharing Hub
Full document details: ATA MSG3-2 2022

in contacts with the Regulatory Authority. The ISC should see that the MSG-3 process identifies 100% accountability for all Maintenance Significant Items (MSI's) and Structural Significant Items (SSI's), whether or not a task has been derived from the analysis.

The ISC should advise Maintenance Working Groups (MWG) to fully consider available Vendor Recommendations (VR) and accept them only if they are applicable and effective according to MSG-3 Volume 2 criteria.

1-3-2. Working Groups

One or more Working Groups, consisting of specialist representatives from the participating operators, the prime manufacturer, and the Regulatory Authority, may be constituted. The Industry Steering Committee, alternatively, may arrange some other means for obtaining the detailed technical information necessary to develop recommendations for scheduled maintenance in each area. Irrespective of the organization of the working activity, written technical data must be provided that supports its recommendations to the Industry Steering Committee. After approval by the Industry Steering Committee, these analyses and recommendations shall be consolidated into a final report for presentation to the Regulatory Authority.

NOTE:	If separate Working Groups are constituted, means of cooperation need to be established to assess items that fall into both SSI and MSI definitions (landing gear, doors, etc.) If similar tasks are developed in the separate working groups, coordination between the working groups must occur to avoid task duplication (e.g., a reference to the other working group's task can be inserted in the analysis). However, when assessing the duplication of tasks, the intent of the tasks should be carefully considered in order to ensure that the expected degradations will be detected in a timely manner and that the monitoring and reporting of in-service issues is properly addressed.

Copyright 2023, Air Transport Association of America, Inc., d/b/a Airlines for America. All rights reserved.

Documents
Document Sharing Hub
Full document details: ATA MSG3-2 2022

Chapter 2. Development of Scheduled Maintenance

2-1. General

It is necessary to develop scheduled maintenance for each new type of aircraft prior to its introduction into service.

2-1-1. Purpose

The primary purpose of this document is to develop a proposal to assist the Regulatory Authority in establishing initial scheduled maintenance tasks and intervals for new types of aircraft and/or powerplant. The intent is to maintain the inherent safety and reliability levels of the aircraft. These tasks and intervals become the basis for the first issue of each operator's maintenance requirements to govern its initial maintenance policy. Initial adjustments may be necessary to address operational and/or environmental conditions unique to the operator. As operating experience is accumulated, additional adjustments may be made by the operator to maintain efficient scheduled maintenance.

2-1-2. Approach

It is desirable, therefore, to define in some detail

a) The objectives of efficient scheduled maintenance.

b) The content of efficient scheduled maintenance.

c) The method by which efficient scheduled maintenance can be developed.

1. Scheduled Maintenance Objectives

The objectives of efficient aircraft scheduled maintenance are

a) To ensure realization of the inherent safety and reliability levels of the aircraft.

b) To restore safety and reliability to their inherent levels when deterioration has occurred.

c) To obtain the information necessary for design improvement of those items whose inherent reliability proves inadequate.

d) To accomplish these goals at a minimum total cost, including maintenance costs and the costs of resulting failures.

These objectives recognize that scheduled maintenance, as such, cannot correct deficiencies in the inherent safety and reliability levels of the aircraft. The scheduled maintenance can only prevent deterioration of such inherent levels. If the inherent levels are found to be unsatisfactory, design modification is necessary to obtain improvement.

Copyright 2023, Air Transport Association of America, Inc., d/b/a Airlines for America. All rights reserved.

Documents
Document Sharing Hub
Full document details: ATA MSG3-2 2022

2. Scheduled Maintenance Content

The content of the scheduled maintenance itself consists of a group of scheduled tasks to be accomplished at specified intervals. The objective of these tasks is to identify failures and to prevent deterioration of the inherent safety and reliability levels of the aircraft. The tasks in scheduled maintenance may include:

(1) Lubrication/Servicing (LU/SV or LUB/SVC)

(2) Operational/Visual Check (OP/VC or OPC/VCK)

(3) Inspection/Functional Check (IN*/FC or */FNC)

* General Visual Inspection (GV or GVI)
* Detailed Inspection (DI or DET)
* Special Detailed Inspection (SI or SDI)
* Scheduled Structural Health Monitoring (S-SHM)
* Scheduled Health and Usage Monitoring (S-HUM)

(4) Restoration (RS or RST)

(5) Discard (DS or DIS)

An efficient program is one which schedules only those tasks necessary to meet the stated objectives. It does not schedule additional tasks which will increase maintenance costs without a corresponding increase in reliability protection.

3. Method for Scheduled Maintenance Development

This document describes the method for developing the scheduled maintenance. Scheduled maintenance will be developed via use of a guided logic approach and will result in a task-oriented program. The logic's flow of analysis is failure-effect oriented.

The development shall not be unduly influenced by National Requirements.

As part of the Scheduled maintenance development procedures, maintenance requirements will only be selected if they meet the applicability and effectiveness criteria as defined in this document. The ISC will define the information to be presented to the working group to support their task selection decision and to provide traceability of task requirements in the development of the supporting ICA. This information (e.g. task purpose, accesses, tools/GSE, main steps of the procedure, estimated elapsed time/labor hour, pass/fail criteria…) will be recorded in the MSG-3 analysis or referenced supporting documentation for tracking purposes.

Items that, after analysis, have no scheduled task specified, may be monitored by an operator's reliability program.

Sampling may be established for items defined in any MSG-3 Analysis Procedures when the use of novel technology, or items which the expected degradation is not fully experienced by the equipment manufacturer for the application operational environment. In order to select applicable

Copyright 2023, Air Transport Association of America, Inc., d/b/a Airlines for America. All rights reserved.

Documents
Document Sharing Hub
Full document details: ATA MSG3-2 2022

and effective Sampling, its selection needs to be supported by the manufacturers and ISC participants.

Sampling is an examination of a specific number of items at defined intervals in order to validate that there are no unexpected degradation characteristics. Sampling programs should not be used as a means to select initial task intervals larger than those that can be substantiated with available data (such as in service and/or design data). Non-sampled items may continue in service until sampling results highlight the need for adjustment.

Assumptions made during the analysis, that can result in a change to the analysis, are to be recorded.

- Assumptions applying to the program as a whole, and not only to an individual MSG-3 analysis, are to be documented in the appropriate "Policy and Procedures Handbook" or "User's Guide." As a minimum, this applies to statements concerning anticipated average annual utilization, the environments to be considered, and the operating capabilities to which the aircraft/powerplant is certificated.
- If an analysis is (partially or as a whole) based on design solutions not completely frozen, this should be recorded in the analysis.

2-2. Divisions of MSG-3 Volume 2 Document

The working portions of MSG-3 Volume 2 are contained in the next four (4) sections. Systems/Powerplant, including components and APU's, are considered in [Section 2-3]. Aircraft Structures is considered in [Section 2-4], Zonal Inspections in [Section 2-5] and L/HIRF is considered in [Section 2-6]. Each section contains its own explanatory material and decision logic diagram (as appropriate); therefore, it may be used independently of other MSG-3 Volume 2 sections, except for [Section 2-3-9] which may not be used independently of [Section 2-3] and [Section 2-4].

Copyright 2023, Air Transport Association of America, Inc., d/b/a Airlines for America. All rights reserved.

Documents
Document Sharing Hub
Full document details: ATA MSG3-2 2022

Figure 2-2.1 Systems/Powerplant MSG-3 Logic Diagram (Part 1 of 2)

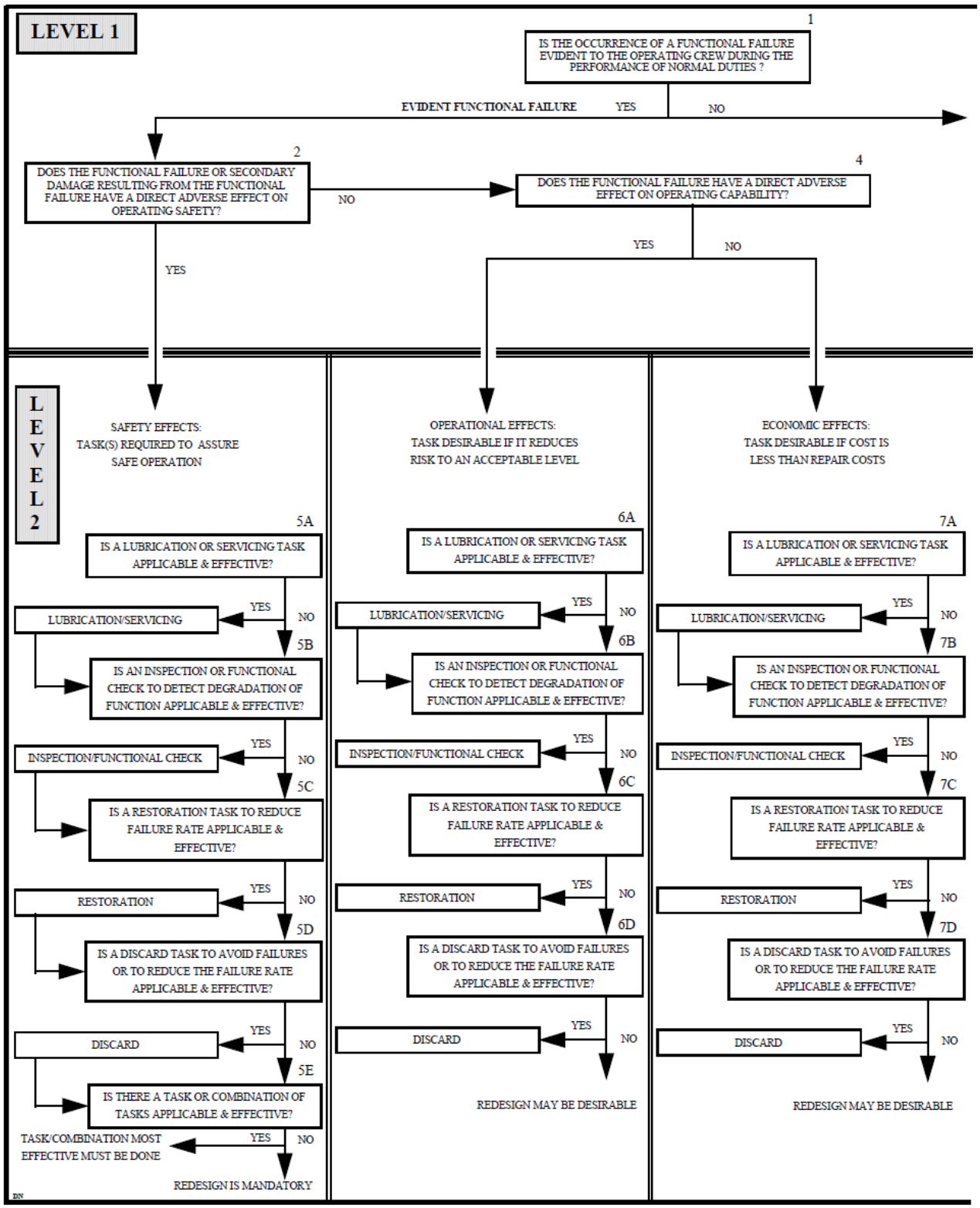

Copyright 2023, Air Transport Association of America, Inc., d/b/a Airlines for America. All rights reserved.

Documents Document Sharing Hub
Full document details: ATA MSG3-2 2022

Figure 2-2.1 Systems/Powerplant MSG-3 Logic Diagram (Part 2 of 2)

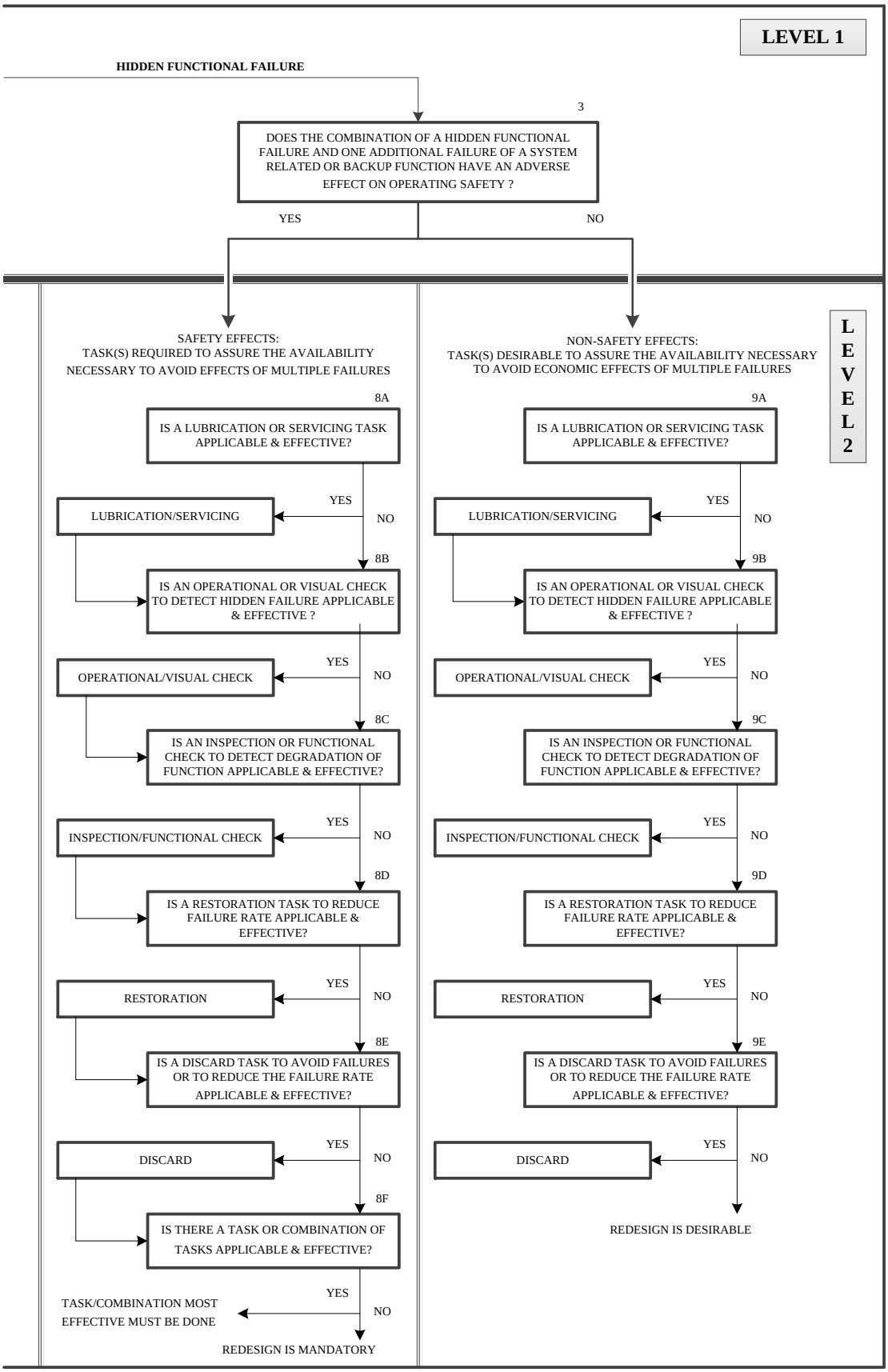

Copyright 2023, Air Transport Association of America, Inc., d/b/a Airlines for America. All rights reserved.

Documents Document Sharing Hub
Full document details: ATA MSG3-2 2022

2-3. Aircraft Systems/Powerplant Analysis Procedure

The method for determining the scheduled maintenance tasks and intervals for systems/powerplant, including components and APU's, uses a progressive logic diagram. A glossary of terms and definitions used in the logic diagram is listed in Appendix A. This logic is the basis of an evaluation technique applied to each maintenance significant item (system, sub-system, module, component, accessory, unit, part, etc.), using the technical data available. Principally, the evaluations are based on the item's functional failures and failure causes.

Copyright 2023, Air Transport Association of America, Inc., d/b/a Airlines for America. All rights reserved.

Documents
Document Sharing Hub
Full document details: ATA MSG3-2 2022

Figure 2-3.1 Systems/Powerplant Analysis Logic Diagram

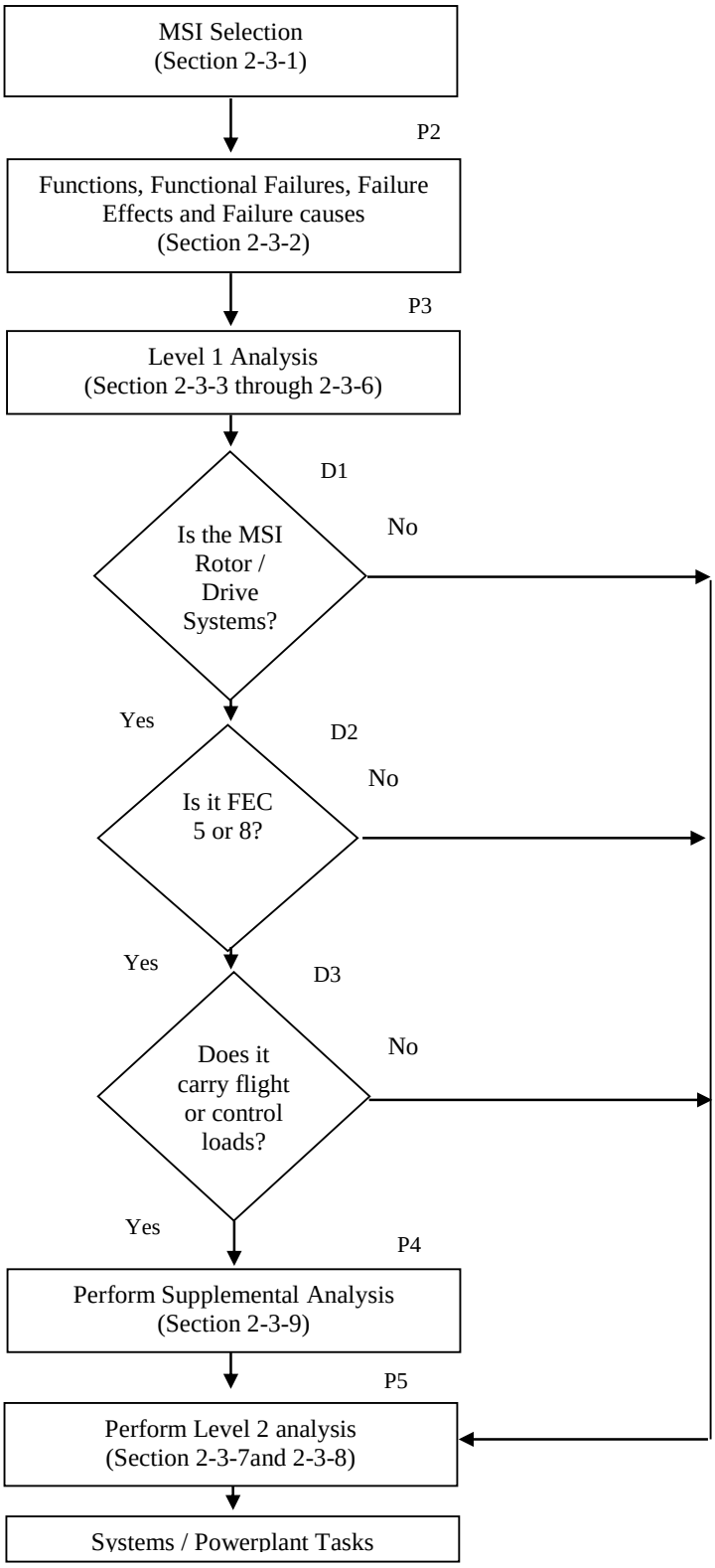

Copyright 2023, Air Transport Association of America, Inc., d/b/a Airlines for America. All rights reserved.

Documents
Document Sharing Hub
Full document details: ATA MSG3-2 2022

2-3-1. MSI Selection

Before the actual MSG-3 logic can be applied to an item, the aircraft's significant systems and components must be identified. The identification process shall not be influenced by National Requirements.

Maintenance Significant Items (MSIs) are items fulfilling defined selection criteria (see Step 3 below) for which MSI analyses are established at the highest manageable level.

This process of identifying Maintenance Significant Items is a conservative process (using engineering judgment) based on the anticipated consequences of failure. The top-down approach is a process of identifying the significant items on the aircraft at the highest manageable level.

The MSI selection process is outlined below:

1. Step 1.

The manufacturer partitions the aircraft into major functional areas; ATA Systems and Subsystems. This process continues until all on-aircraft replaceable components have been identified.

NOTE:	1. Structural items, whether designated as SSI or Other Structure, having system related functionality (e.g. firewalls, shields, integral fuel tank boundaries, flight control hinge bearings, drains, door hinges) need to be addressed in the MSI selection through coordination between Systems and Structures Working Groups in accordance with established transfer policies and procedures. 2. Except for those items within the Rotor / Drive systems ATA chapters (61 – 65) which should be analyzed using the dedicated process (Section 2-3-9) system components that contribute significantly to carrying flight, ground, pressure or control loads and whose failure could affect the structural integrity necessary for the safety of the aircraft should be analyzed in consultation with the Structures Working Group in accordance with established transfer policies and procedures. 3. All safety/emergency systems or equipment should also be included.

2. Step 2.

Using a top-down approach, the manufacturer establishes the list of items to which the MSI selection questions will be applied.

Copyright 2023, Air Transport Association of America, Inc., d/b/a Airlines for America. All rights reserved.

Documents
Document Sharing Hub
Full document details: ATA MSG3-2 2022