BRITISH STANDARD

BS 8501:2002

Graphical symbols and signs — Public information symbols

ICS 01.080.10

NO COPYING WITHOUT BSI PERMISSION EXCEPT AS PERMITTED BY COPYRIGHT LAW

Document Sharing Hub
British Standards

Full document details: BS 8501:2002 PDF

Committees responsible for this British Standard

The preparation of this British Standard was entrusted by Technical Committee PH/8, Graphical symbols, to Subcommittee PH/8/2, Public information graphical symbols and signs, upon which the following bodies were represented:

British Hospitality Association

British Standards Society

British Tourist Authority

Chartered Society of Designers

Consumer Policy Committee of BSI

Countryside Agency

County Surveyors Society

Department of the Environment, Transport and the Regions

Forestry Commission

London Transport

Manchester Metropolitan University

National Trust

Ordnance Survey

Railtrack

Royal Institute of British Architects

Royal Life Saving Society UK

Royal Society for the Prevention of Accidents

Wales Tourist Board

The following bodies were also represented in the drafting of the standard through panels:

British Airports Authority

Countryside Commission

Countryside Recreation Network

English Heritage

Sign Design Society

South East England Tourist Board

Westminster City Council

Coopted members

This British Standard, having been prepared under the direction of the Health and Environment Sector Policy and Strategy Committee, was published under the authority of the Standards Policy and Strategy Committee on 19 December 2002

© BSI 19 December 2002

The following BSI references relate to the work on this British Standard:
Committee reference PH/8/2
Draft for comment 01/562002 DC

ISBN 0 580 40820 5

Amendments issued since publication

Date	Amd. No.	Comments

Documents
Document Sharing Hub

Full document details: BS 8501:2002 PDF

Contents

		Page
Committees responsible		Inside front cover
Foreword		ii
1	Scope	1
2	Terms and definitions	1
3	General	1
4	Public information symbols for access	8
4.1	General access	8
4.2	Countryside access	17
5	Public information symbols for hygiene	26
6	Public information symbols for general information	34
7	Public information symbols for transport, travel and movement	46
8	Public information symbols for entertainment, tourism and heritage attractions	65
9	Public information symbols for sports and recreation	94
Bibliography		125
Index		126
Figure 1 — Use of the direction arrow with the relevant symbol to indicate ladies' toilet to the right		2
Figure 2 — Use of direction arrows		3
Figure 3 — Example of the use of a negation element		4
Figure 4 — Example of representation of human figure face or rear on		5
Figure 5 — Example of representation of human figure in profile		5
Figure 6 — Standardized representation of a sailing boat on water		6
Figure 7 — Standardized representation of trees		6

Documents
Document Sharing Hub

© BSI 19 December 2002

Full document details: BS 8501:2002 PDF

Foreword

This British Standard has been prepared by Subcommittee PH/8/2. It supersedes BS 6034:1990, which is withdrawn.

The reason for the publication of this British Standard is the increasing use of non-verbal presentation of information in buildings and other places, and for services, used by the public. The use of graphical symbols is important to assist understanding by all, including those whose first language is not English and those who have disabilities.

This British Standard is related to ISO 7001:1990 but is not equivalent in technical content. This British Standard differs from ISO 7001 in two main ways. Firstly, it is more comprehensive and contains a much greater number of graphical symbols. Secondly, it is the image that is standardized instead of the written description.

Proposals for symbols for consideration for inclusion in a future edition of this standard should be submitted to the Secretary of Subcommittee PH/8/2 at BSI, 389 Chiswick High Road, London W4 4AL.

This publication does not purport to include all the necessary provisions of a contract. Users are responsible for its correct application.

Compliance with a British Standard does not of itself confer immunity from legal obligations.

Summary of pages

This document comprises a front cover, an inside front cover, pages i and ii, pages 1 to 132, an inside back cover and a back cover.

The BSI copyright notice displayed in this document indicates when the doucment was last issued.

Documents
Document Sharing Hub

© BSI 19 December 2002

Full document details: BS 8501:2002 PDF

1 Scope

This British Standard presents a compilation of public information symbols and gives recommendations for their use.

NOTE 1 For the convenience of users, the graphical symbols have been grouped according to the areas where they are normally expected to be used. However, these groupings are not intended to be exclusive and use of the graphical symbols in other areas, where this is considered appropriate, is not precluded.

This standard is not applicable to safety signs, including fire safety signs, or to traffic signs for use on the public highway which are governed by the Traffic Signs Regulations and General Directions 1994 [1] or specially authorized by the Secretary of State under Section 64 of the Road Traffic Regulation Act 1984 [2].

NOTE 2 Safety signs, including fire safety signs, are covered by BS 5499. Water safety signs are covered by BS 5499-11.

2 Terms and definitions

For the purposes of this British Standard the following terms and definitions apply.

2.1
graphical symbol
visually perceptible figure with a particular meaning used to transmit information independently of language

NOTE It may be produced by drawing, printing or other means.

2.2
public information symbol
graphical symbol intended to give information to the general public, the understanding of which is independent of specialist or occupational training

2.3
negation
indication of the absence or opposite of something actual or positive

2.4
negation element
element of a graphical symbol intended to negate the original intended message given by the symbol

3 General

3.1 Size

The public information symbols given in this standard are designed to be reproduced in a variety of sizes to suit different applications from, for example, small-scale orientation notices to large-scale wayfinding signs. For the convenience of the user of the standard, a smaller version of each symbol is given.

3.2 Text

The graphical symbols have been designed with the intention that they can be used on their own to convey the information described in the meaning (except the direction arrow, symbol number 4119, which cannot be used on its own, see **3.3**). However, they may be combined with the relevant text on a sign or notice etc., if considered appropriate. This might be an advantage with less well established symbols to aid understanding.

Documents
Document Sharing Hub

Full document details: BS 8501:2002 PDF

3.3 Arrows

The direction arrow (symbol number 4119) should only be used in conjunction with another symbol (or a symbol and text) to indicate movement towards an object. An example is shown in Figure 1.



Figure 1 — Use of the direction arrow with the relevant symbol to indicate ladies' toilet to the right

© BSI 19 December 2002
Documents
Document Sharing Hub
Full document details: BS 8501:2002 PDF

The direction arrow should normally be used to indicate direction as shown in Figure 2.

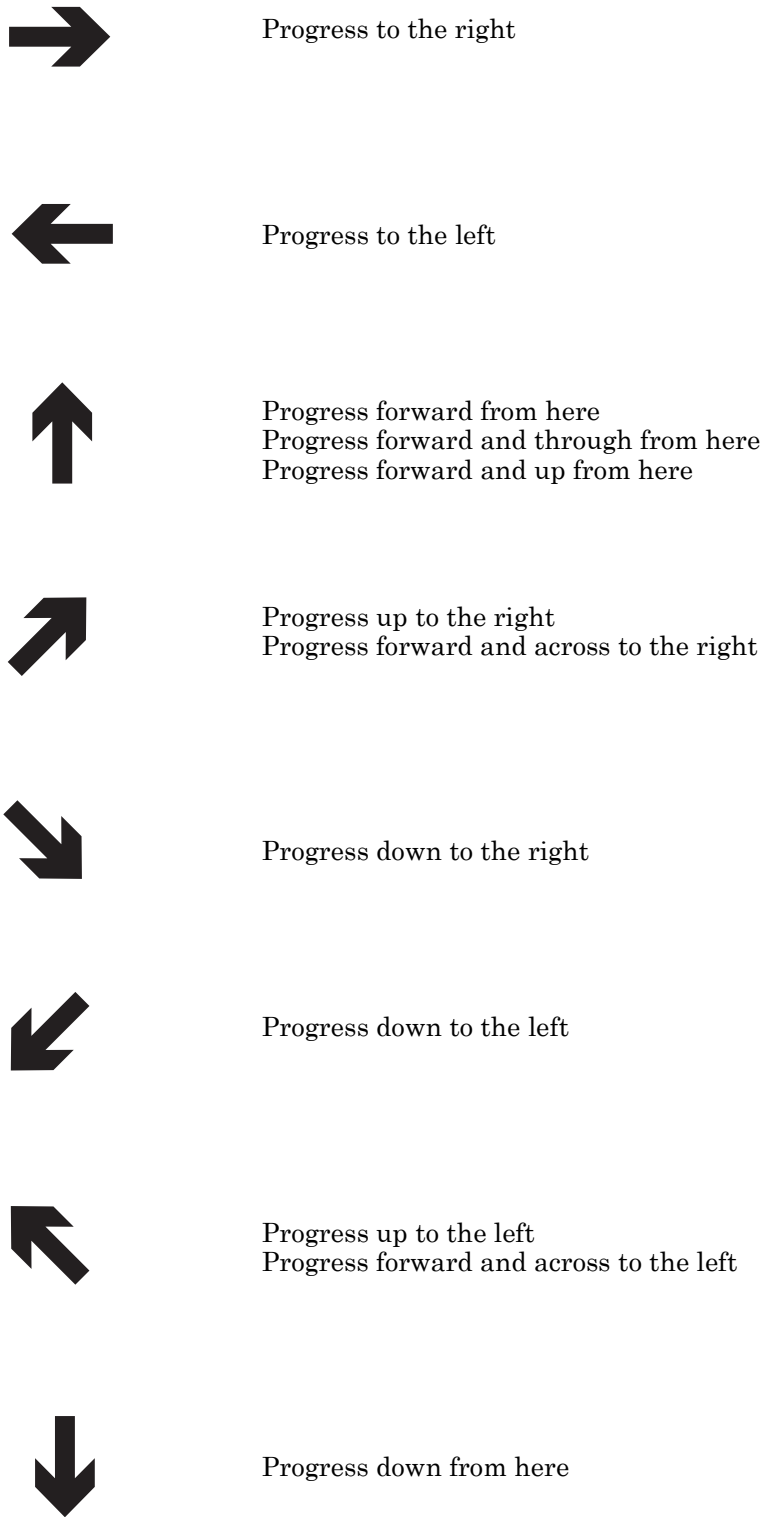

Figure 2 — Use of direction arrows

The use of all other arrows is given with the relevant graphical symbol and meaning.

© BSI 19 December 2002

Full document details: BS 8501:2002 PDF

3.4 Colour and contrast

With the exception of the countryside waymarking arrows (symbol numbers 4201, 4202 and 4203), the public information symbols given in this standard may be reproduced in any colour. However, the safety colours specified in BS 5378-2 should be avoided to ensure there is no confusion between public information symbols and safety signs and symbols.

Adequate contrast between the symbol and its background is essential and the symbol should be given a sufficiently large surrounding area to ensure readability. Guidance on the use of colour and contrast is given in the *Sign design guide* [3]. The illustrations given in Clause **4** to Clause **9** show the graphical symbols in squares to give an indication of the minimum area required.

3.5 Negation

Public information symbols may be negated for comfort or convenience reasons. In order to ensure that there is no confusion with safety signs, the negation element should be a diagonal bar running from top left to bottom right without a surrounding circle. An example is shown in Figure 3.

Figure 3 — Example of the use of a negation element

The diagonal bar should always be placed over the symbol and should normally be red.

© BSI 19 December 2002
Documents
Document Sharing Hub
Full document details: BS 8501:2002 PDF

3.6 Design principles

The graphical symbols given in this standard have been designed in accordance with the guidance given in ISO/TR 7239.

In graphical symbols for activities involving an action by a person, a standardized representation of the human figure has been used as shown in Figure 4 and Figure 5.

Figure 4 — Example of representation of human figure face or rear on

Figure 5 — Example of representation of human figure in profile

© BSI 19 December 2002

Documents
Document Sharing Hub
Full document details: BS 8501:2002 PDF

In the same way, in graphical symbols for features such as water or trees, standardized representations have been used, as illustrated in Figure 6 and Figure 7.

NOTE The surface of water is normally represented by two wavy lines.

Figure 6 — Standardized representation of a sailing boat on water

Figure 7 — Standardized representation of trees

© BSI 19 December 2002

Documents
Document Sharing Hub
Full document details: BS 8501:2002 PDF

Other standardized features include the use of a pound sign "£" to indicate for hire, the use of an upper case "P" to indicate parking, and standardized representations of cycles, cars, buses, horseshoes, dogs, water supply and baggage.

3.7 Additions to the standard

Any future designs of symbols for possible inclusion in future editions of this standard should be in accordance with the design principles given in this standard and should be submitted to BSI for approval and standardization (see foreword). Where an element conveying a particular meaning is given in this standard (see, for example, Figure 6 and Figure 7) that element should be used. A new symbol should not be designed for an existing meaning. Conversely, an existing symbol should not be used for a new meaning.

3.8 Variations

The public information symbols given in this standard should be reproduced as published in the standard and should not normally be altered. However, minor variations for cultural or other reasons may be made providing they do not compromise the key elements and design intent of the standardized symbol.

Documents
Document Sharing Hub

Full document details: BS 8501:2002 PDF

4 Public information symbols for access

4.1 General access

Symbol	Meaning
4101	Entrance/Way in
4102	Exit/Way out
4103	Level access
4104	Uneven access
4105	Ramped access
4106	Accessible facility/Accessible route
4107	Access for less mobile people
4108	Steps
4109	Steps (with indication of number)
4110	Escalator
4111	Moving walkway
4112	Hold handrail (of escalator or moving walkway)
4113	Lift
4114	Lift accessible to wheelchair users
4115	Assistance dogs allowed
4116	Dogs allowed
4117	Dogs on lead allowed
4118	Queue here
4119	Direction arrow
4120	Cycle route
4121	Pushchair route/Pushchairs allowed
4122	Pedestrian route

© BSI 19 December 2002
Documents
Document Sharing Hub
Full document details: BS 8501:2002 PDF

4.1 General access

Symbol		Meaning
	4101	Entrance/Way in REGISTRATION NUMBER BS 8501.4101
	4102	Exit/Way out REGISTRATION NUMBER BS 8501.4102
	4103	Level access REGISTRATION NUMBER BS 8501.4103

Documents
Document Sharing Hub

Full document details: BS 8501:2002 PDF

4.1 General access

Symbol		Meaning
	4104	Uneven access REGISTRATION NUMBER BS 8501.4104
	4105	Ramped access REGISTRATION NUMBER BS 8501.4105
	4106	Accessible facility/Accessible route REGISTRATION NUMBER BS 8501.4106

© BSI 19 December 2002

Documents
Document Sharing Hub
Full document details: BS 8501:2002 PDF

4.1 General access

Symbol		Meaning
	4107	Access for less mobile people REGISTRATION NUMBER BS 8501.4107
	4108	Steps REGISTRATION NUMBER BS 8501.4108
	4109	Steps (with indication of number) REGISTRATION NUMBER BS 8501.4109

Documents
Document Sharing Hub

Full document details: BS 8501:2002 PDF

4.1 General access

Symbol		Meaning
	4110	Escalator REGISTRATION NUMBER BS 8501.4110
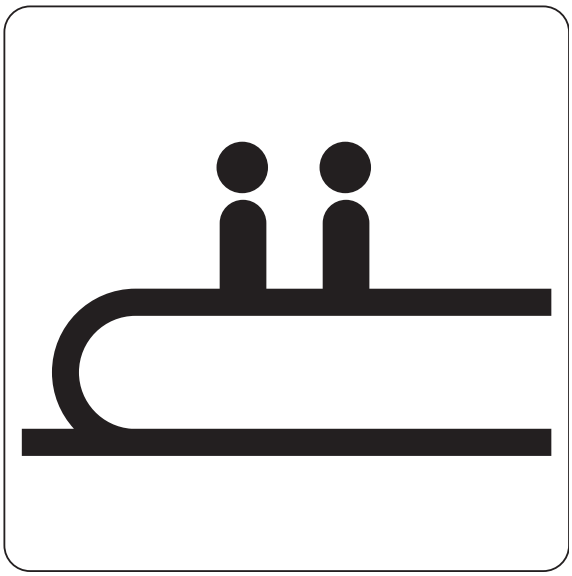	4111	Moving walkway REGISTRATION NUMBER BS 8501.4111
	4112	Hold handrail (of escalator or moving walkway) REGISTRATION NUMBER BS 8501.4112

© BSI 19 December 2002

Documents
Document Sharing Hub
Full document details: BS 8501:2002 PDF

4.1 General access

Symbol		Meaning
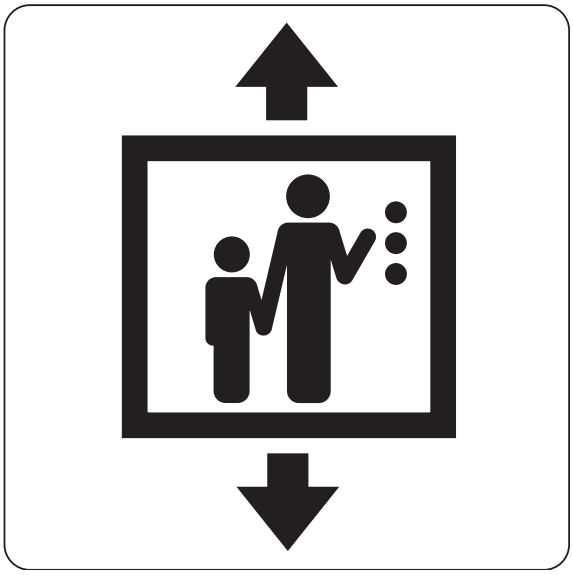	4113	Lift REGISTRATION NUMBER BS 8501.4113
	4114	Lift accessible to wheelchair users REGISTRATION NUMBER BS 8501.4114
	4115	Assistance dogs allowed REGISTRATION NUMBER BS 8501.4115

© BSI 19 December 2002

Documents
Document Sharing Hub
Full document details: BS 8501:2002 PDF

4.1 General access

Symbol		Meaning
	4116	Dogs allowed REGISTRATION NUMBER BS 8501.4116
	4117	Dogs on lead allowed REGISTRATION NUMBER BS 8501.4117
	4118	Queue here REGISTRATION NUMBER BS 8501.4118

© BSI 19 December 2002
Documents
Document Sharing Hub
Full document details: BS 8501:2002 PDF

4.1 General access

Symbol		Meaning
	4119	Direction arrow (For details see **3.3**) REGISTRATION NUMBER BS 8501.4119
	4120	Cycle route (See also 7011 and 9015) REGISTRATION NUMBER BS 8501.4120
	4121	Pushchair route/Pushchairs allowed REGISTRATION NUMBER BS 8501.4121

© BSI 19 December 2002

Documents
Document Sharing Hub
Full document details: BS 8501:2002 PDF

4.1 General access

Symbol		Meaning
	4122	Pedestrian route REGISTRATION NUMBER BS 8501.4122

© BSI 19 December 2002

Documents
Document Sharing Hub
Full document details: BS 8501:2002 PDF

4.2 Countryside access

Symbol	Meaning
4201	Countryside waymarking arrow – straight on Coloured red – byway Coloured yellow – footpath Coloured green – bridleway
4202	Countryside waymarking arrow – right Coloured red – byway Coloured yellow – footpath Coloured green – bridleway
4203	Countryside waymarking arrow – left Coloured red – byway Coloured yellow – footpath Coloured green – bridleway
4204	Cycle route – straight on (arrow)
4205	Cycle route – right (arrow)
4206	Cycle route – left (arrow)
4207	Vehicle route (byway) – straight on (arrow)
4208	Vehicle route (byway) – right (arrow)
4209	Vehicle route (byway) – left (arrow)
4210	Horse riding route – straight on (arrow)
4211	Horse riding route – right (arrow)
4212	Horse riding route – left (arrow)
4213	Casual or short distance walking route – straight on (arrow)
4214	Casual or short distance walking route – right (arrow)
4215	Casual or short distance walking route – left (arrow)
4216	Long or medium distance walking route – straight on (arrow)
4217	Long or medium distance walking route – right (arrow)
4218	Long or medium distance walking route – left (arrow)
4219	Open access (arrow)
4220	Nature trail
4221	Difficult walk
4222	Difficult walk (with number to indicate grade of difficulty)
4223	Close gate

© BSI 19 December 2002

Documents
Document Sharing Hub
Full document details: BS 8501:2002 PDF

4.2 Countryside access

Symbol		Meaning
	4201	Countryside waymarking arrow – straight on Coloured red – byway Coloured yellow – footpath Coloured green – bridleway REGISTRATION NUMBER BS 8501.4201
	4202	Countryside waymarking arrow – right Coloured red – byway Coloured yellow – footpath Coloured green – bridleway REGISTRATION NUMBER BS 8501.4202
	4203	Countryside waymarking arrow – left Coloured red – byway Coloured yellow – footpath Coloured green – bridleway REGISTRATION NUMBER BS 8501.4203

© BSI 19 December 2002
Documents
Document Sharing Hub
Full document details: BS 8501:2002 PDF

4.2 Countryside access

Symbol		Meaning
	4204	Cycle route – straight on (arrow) REGISTRATION NUMBER BS 8501.4204
	4205	Cycle route – right (arrow) REGISTRATION NUMBER BS 8501.4205
	4206	Cycle route – left (arrow) REGISTRATION NUMBER BS 8501.4206

© BSI 19 December 2002

Documents
Document Sharing Hub
Full document details: BS 8501:2002 PDF

4.2 Countryside access

Symbol		Meaning
	4207	Vehicle route (byway) – straight on (arrow) REGISTRATION NUMBER BS 8501.4207
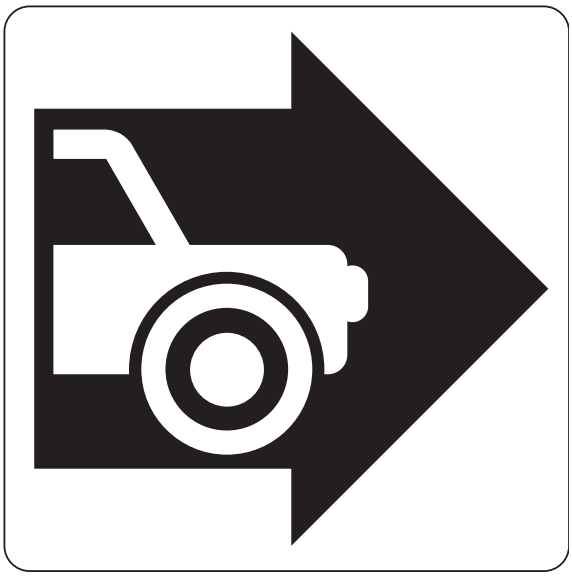	4208	Vehicle route (byway) – right (arrow) REGISTRATION NUMBER BS 8501.4208
	4209	Vehicle route (byway) – left (arrow) REGISTRATION NUMBER BS 8501.4209

© BSI 19 December 2002

Documents
Document Sharing Hub
Full document details: BS 8501:2002 PDF

4.2 Countryside access

Symbol		Meaning
	4210	Horse riding route – straight on (arrow) REGISTRATION NUMBER BS 8501.4210
	4211	Horse riding route – right (arrow) REGISTRATION NUMBER BS 8501.4211
	4212	Horse riding route – left (arrow) REGISTRATION NUMBER BS 8501.4212

Documents
Document Sharing Hub

Full document details: BS 8501:2002 PDF

4.2 Countryside access

Symbol		Meaning
	4213	Casual or short distance walking route – straight on (arrow) REGISTRATION NUMBER BS 8501.4213
	4214	Casual or short distance walking route – right (arrow) REGISTRATION NUMBER BS 8501.4214
	4215	Casual or short distance walking route – left (arrow) REGISTRATION NUMBER BS 8501.4215

© BSI 19 December 2002

Documents
Document Sharing Hub
Full document details: BS 8501:2002 PDF

4.2 Countryside access

Symbol		Meaning
	4216	Long or medium distance walking route – straight on (arrow) REGISTRATION NUMBER BS 8501.4216
	4217	Long or medium distance walking route – right (arrow) REGISTRATION NUMBER BS 8501.4217
	4218	Long or medium distance walking route – left (arrow) REGISTRATION NUMBER BS 8501.4218

© BSI 19 December 2002

Documents
Document Sharing Hub
Full document details: BS 8501:2002 PDF

4.2 Countryside access

Symbol		Meaning
	4219	Open access (arrow) REGISTRATION NUMBER BS 8501.4219
	4220	Nature trail REGISTRATION NUMBER BS 8501.4220
	4221	Difficult walk REGISTRATION NUMBER BS 8501.4221

© BSI 19 December 2002

Documents
Document Sharing Hub
Full document details: BS 8501:2002 PDF

4.2 Countryside access

Symbol		Meaning
	4222	Difficult walk (with number to indicate grade of difficulty) REGISTRATION NUMBER BS 8501.4222
	4223 	Close gate REGISTRATION NUMBER BS 8501.4223

© BSI 19 December 2002

Documents
Document Sharing Hub
Full document details: BS 8501:2002 PDF

5 Public information symbols for hygiene

Symbol	Meaning
5001	Ladies' toilet
5002	Gentlemen's toilet
5003	Unisex toilet
5004	Accessible toilet facilities
5005	Ladies' and accessible toilet facilities
5006	Gentlemen's and accessible toilet facilities
5007	Dogs' toilet
5008	Dogs – no fouling
5009	Baby care facilities
5010	Washing facilities
5011	Drinking water
5012	Water supply
5013	Showers
5014	Bath
5015	Soap dispenser
5016	Hand drier
5017	Paper towel dispenser
5018	Electric shaver point
5019	Chemical sewage disposal
5020	Recycling facility

© BSI 19 December 2002
Documents
Document Sharing Hub
Full document details: BS 8501:2002 PDF

5 Hygiene

Symbol		Meaning
	5001	Ladies' toilet REGISTRATION NUMBER BS 8501.5001
	5002	Gentlemen's toilet REGISTRATION NUMBER BS 8501.5002
	5003	Unisex toilet REGISTRATION NUMBER BS 8501.5003

Documents
Document Sharing Hub

Full document details: BS 8501:2002 PDF

5 Hygiene

Symbol		Meaning
	5004	Accessible toilet facilities REGISTRATION NUMBER BS 8501.5004
	5005	Ladies' and accessible toilet facilities REGISTRATION NUMBER BS 8501.5005
	5006	Gentlemen's and accessible toilet facilities REGISTRATION NUMBER BS 8501.5006

© BSI 19 December 2002

Documents
Document Sharing Hub
Full document details: BS 8501:2002 PDF

5 Hygiene

Symbol		Meaning
	5007	Dogs' toilet REGISTRATION NUMBER BS 8501.5007
	5008	Dogs – no fouling NOTE The cross should normally be red. REGISTRATION NUMBER BS 8501.5008
	5009	Baby care facilities REGISTRATION NUMBER BS 8501.5009

© BSI 19 December 2002

Documents
Document Sharing Hub
Full document details: BS 8501:2002 PDF

5 Hygiene

Symbol		Meaning
	5010	Washing facilities REGISTRATION NUMBER BS 8501.5010
	5011	Drinking water REGISTRATION NUMBER BS 8501.5011
	5012	Water supply REGISTRATION NUMBER BS 8501.5012

© BSI 19 December 2002

Documents
Document Sharing Hub
Full document details: BS 8501:2002 PDF

5 Hygiene

Symbol		Meaning
	5013	Showers REGISTRATION NUMBER BS 8501.5013
	5014	Bath REGISTRATION NUMBER BS 8501.5014
	5015	Soap dispenser REGISTRATION NUMBER BS 8501.5015

© BSI 19 December 2002

Documents
Document Sharing Hub
Full document details: BS 8501:2002 PDF

5 Hygiene

Symbol		Meaning
	5016	Hand drier REGISTRATION NUMBER BS 8501.5016
	5017 	Paper towel dispenser REGISTRATION NUMBER BS 8501.5017
	5018	Electric shaver point REGISTRATION NUMBER BS 8501.5018

© BSI 19 December 2002
Documents
Document Sharing Hub
Full document details: BS 8501:2002 PDF

5 Hygiene

Symbol		Meaning
	5019	Chemical sewage disposal REGISTRATION NUMBER BS 8501.5019
	5020	Recycling facility REGISTRATION NUMBER BS 8501.5020

© BSI 19 December 2002

Documents
Document Sharing Hub
Full document details: BS 8501:2002 PDF

6 Public information symbols for general information

Symbol	Meaning
6001	Information
6002	Tourist information
6003	Telephone
6004	Telephone with facilities for wheelchair users
6005	Text telephone
6006	Fax
6007	Messages
6008	Ticket sales
6009	Bureau de change
6010	Foreign languages spoken
6011	Photo booth
6012	Post/Post office
6013	Shopping
6014	Hairdresser/Barber
6015	Pharmacy
6016	Hospital
6017	ATM/Cash dispenser/Cash machine
6018	CCTV (security camera)
6019	Embassy
6020	Repair workshop
6021	Litter receptacle
6022	Do not drop litter
6023	Facilities for hearing impaired people
6024	Facilities for hearing impaired people [inductive coupling (“loop”) system]
6025	Facilities for vision impaired people
6026	Main line station (national rail network)
6027	London Underground station (other cities use appropriate symbols, e.g. Glasgow uses “U”)
6028	Smoking allowed
6029	No smoking (for comfort reasons, not safety)
6030	Cloakroom
6031	No photography allowed
6032	No use of mobile phones allowed
6033	No use of video cameras allowed

© BSI 19 December 2002
Documents
Document Sharing Hub
Full document details: BS 8501:2002 PDF

6 General information

Symbol		Meaning
	6001	Information REGISTRATION NUMBER BS 8501.6001
	6002	Tourist information REGISTRATION NUMBER BS 8501.6002
	6003	Telephone REGISTRATION NUMBER BS 8501.6003

Documents
Document Sharing Hub

Full document details: BS 8501:2002 PDF

6 General information

Symbol		Meaning
	6004	Telephone with facilities for wheelchair users REGISTRATION NUMBER BS 8501.6004
	6005	Text telephone REGISTRATION NUMBER BS 8501.6005
	6006	Fax REGISTRATION NUMBER BS 8501.6006

© BSI 19 December 2002

Documents
Document Sharing Hub
Full document details: BS 8501:2002 PDF

6 General information

Symbol		Meaning
	6007	Messages REGISTRATION NUMBER BS 8501.6007
	6008	Ticket sales REGISTRATION NUMBER BS 8501.6008
	6009	Bureau de change REGISTRATION NUMBER BS 8501.6009

Documents
Document Sharing Hub

Full document details: BS 8501:2002 PDF

6 General information

Symbol		Meaning
	6010	Foreign languages spoken REGISTRATION NUMBER BS 8501.6010
	6011	Photo booth REGISTRATION NUMBER BS 8501.6011
	6012	Post/Post office REGISTRATION NUMBER BS 8501.6012

© BSI 19 December 2002

Documents
Document Sharing Hub
Full document details: BS 8501:2002 PDF

6 General information

Symbol		Meaning
	6013	Shopping REGISTRATION NUMBER BS 8501.6013
	6014	Hairdresser/Barber REGISTRATION NUMBER BS 8501.6014
	6015	Pharmacy REGISTRATION NUMBER BS 8501.6015

Documents
Document Sharing Hub

Full document details: BS 8501:2002 PDF

6 General information

Symbol		Meaning
	6016	Hospital REGISTRATION NUMBER BS 8501.6016
	6017	ATM/Cash dispenser/Cash machine REGISTRATION NUMBER BS 8501.6017
	6018	CCTV (Security camera) REGISTRATION NUMBER BS 8501.6018

© BSI 19 December 2002
Documents
Document Sharing Hub
Full document details: BS 8501:2002 PDF

6 General information

Symbol		Meaning
	6019	Embassy REGISTRATION NUMBER BS 8501.6019
	6020	Repair workshop REGISTRATION NUMBER BS 8501.6020
	6021	Litter receptacle REGISTRATION NUMBER BS 8501.6021

Documents
Document Sharing Hub

Full document details: BS 8501:2002 PDF