BS EN ISO 11073-10419:2016
Incorporating corrigendum December 2018

BSI Standards Publication

Health informatics - Personal health device communication

Part 10419: Device specialization - Insulin pump

Documents
Document Sharing Hub

Full document details: BS EN ISO 11073-10419:2016

National foreword

This British Standard is the UK implementation of EN ISO 11073-10419:2016.

The UK participation in its preparation was entrusted to Technical Committee IST/35, Health informatics.

A list of organizations represented on this committee can be obtained on request to its secretary.

This publication does not purport to include all the necessary provisions of a contract. Users are responsible for its correct application.

© The British Standards Institution 2018
Published by BSI Standards Limited 2018

ISBN 978 0 539 03195 9

ICS 35.240.80

Compliance with a British Standard cannot confer immunity from legal obligations.

This British Standard was published under the authority of the Standards Policy and Strategy Committee on 31 July 2016.

Amendments/corrigenda issued since publication

Date	Text affected
31 December 2018	Implementation of ISO corrected text March 2018: see ISO Foreword for details

Documents
Document Sharing Hub

Full document details: BS EN ISO 11073-10419:2016

EUROPEAN STANDARD

NORME EUROPÉENNE

EUROPÄISCHE NORM

EN ISO 11073-10419

June 2016

ICS 35.240.80

English Version

Health informatics - Personal health device communication - Part 10419: Device specialization - Insulin pump (ISO/IEEE 11073-10419:2016, Corrected version 2018-03)

Informatique de santé - Communication entre dispositifs de santé personnels - Partie 10419: Spécialisation du dispositif - Pompe à insuline (ISO/IEEE 11073-10419:2016)

Medizinsche Informatik - Kommunikation von Geräten für die persönliche Gesundheit - Teil 10419: Gerätespezifikation - Insulinpumpe (ISO/IEEE 11073-10419:2016)

This European Standard was approved by CEN on 28 February 2016.

This European Standard was corrected and reissued by the CEN-CENELEC Management Centre on 21 November 2018.

CEN members are bound to comply with the CEN/CENELEC Internal Regulations which stipulate the conditions for giving this European Standard the status of a national standard without any alteration. Up-to-date lists and bibliographical references concerning such national standards may be obtained on application to the CEN-CENELEC Management Centre or to any CEN member.

This European Standard exists in three official versions (English, French, German). A version in any other language made by translation under the responsibility of a CEN member into its own language and notified to the CEN-CENELEC Management Centre has the same status as the official versions.

CEN members are the national standards bodies of Austria, Belgium, Bulgaria, Croatia, Cyprus, Czech Republic, Denmark, Estonia, Finland, Former Yugoslav Republic of Macedonia, France, Germany, Greece, Hungary, Iceland, Ireland, Italy, Latvia, Lithuania, Luxembourg, Malta, Netherlands, Norway, Poland, Portugal, Romania, Serbia, Slovakia, Slovenia, Spain, Sweden, Switzerland, Turkey and United Kingdom.

EUROPEAN COMMITTEE FOR STANDARDIZATION
COMITÉ EUROPÉEN DE NORMALISATION
EUROPÄISCHES KOMITEE FÜR NORMUNG

CEN-CENELEC Management Centre: Rue de la Science 23, B-1040 Brussels

© 2016 CEN All rights of exploitation in any form and by any means reserved worldwide for CEN national Members.

Ref. No. EN ISO 11073-10419:2016 E

Documents
Document Sharing Hub

Full document details: BS EN ISO 11073-10419:2016

European foreword

This document (EN ISO 11073-10419:2016) has been prepared by Technical Committee ISO/TC 215 “Health informatics” in collaboration with Technical Committee CEN/TC 251 “Health informatics” the secretariat of which is held by NEN.

This European Standard shall be given the status of a national standard, either by publication of an identical text or by endorsement, at the latest by December 2016, and conflicting national standards shall be withdrawn at the latest by December 2016.

Attention is drawn to the possibility that some of the elements of this document may be the subject of patent rights. CEN [and/or CENELEC] shall not be held responsible for identifying any or all such patent rights.

According to the CEN-CENELEC Internal Regulations, the national standards organizations of the following countries are bound to implement this European Standard: Austria, Belgium, Bulgaria, Croatia, Cyprus, Czech Republic, Denmark, Estonia, Finland, Former Yugoslav Republic of Macedonia, France, Germany, Greece, Hungary, Iceland, Ireland, Italy, Latvia, Lithuania, Luxembourg, Malta, Netherlands, Norway, Poland, Portugal, Romania, Slovakia, Slovenia, Spain, Sweden, Switzerland, Turkey and the United Kingdom.

Endorsement notice

The text of ISO/IEEE 11073-10419:2016, Corrected version 2018-03 has been approved by CEN as EN ISO 11073-10419:2016 without any modification.

Documents
Document Sharing Hub

Full document details: BS EN ISO 11073-10419:2016

Foreword

ISO (the International Organization for Standardization) is a worldwide federation of national standards bodies (ISO member bodies). The work of preparing International Standards is normally carried out through ISO technical committees. Each member body interested in a subject for which a technical committee has been established has the right to be represented on that committee. International organizations, governmental and non-governmental, in liaison with ISO, also take part in the work. ISO collaborates closely with the International Electrotechnical Commission (IEC) on all matters of electrotechnical standardization.

IEEE Standards documents are developed within the IEEE Societies and the Standards Coordinating Committees of the IEEE Standards Association (IEEE-SA) Standards Board. The IEEE develops its standards through a consensus development process, approved by the American National Standards Institute, which brings together volunteers representing varied viewpoints and interests to achieve the final product. Volunteers are not necessarily members of the Institute and serve without compensation. While the IEEE administers the process and establishes rules to promote fairness in the consensus development process, the IEEE does not independently evaluate, test, or verify the accuracy of any of the information contained in its standards.

The main task of technical committees is to prepare International Standards. Draft International Standards adopted by the technical committees are circulated to the member bodies for voting. Publication as an International Standard requires approval by at least 75 % of the member bodies casting a vote.

Attention is called to the possibility that implementation of this standard may require the use of subject matter covered by patent rights. By publication of this standard, no position is taken with respect to the existence or validity of any patent rights in connection therewith. ISO/IEEE is not responsible for identifying essential patents or patent claims for which a license may be required, for conducting inquiries into the legal validity or scope of patents or patent claims or determining whether any licensing terms or conditions provided in connection with submission of a Letter of Assurance or a Patent Statement and Licensing Declaration Form, if any, or in any licensing agreements are reasonable or non-discriminatory. Users of this standard are expressly advised that determination of the validity of any patent rights, and the risk of infringement of such rights, is entirely their own responsibility. Further information may be obtained from ISO or the IEEE Standards Association.

ISO/IEEE 11073-10419 was prepared by the IEEE 11073 Standards Committee of the IEEE Engineering in Medicine and Biology Society (as IEEE Std 11073-10419-2015). It was adopted by Technical Committee ISO/TC 215, *Health informatics,* in parallel with its approval by the ISO member bodies, under the "fast-track procedure" defined in the Partner Standards Development Organization cooperation agreement between ISO and IEEE. IEEE is responsible for the maintenance of this document with participation and input from ISO member bodies.

This corrected version of ISO/IEEE 11073-10419:2016 incorporates the following corrections:

— corrected footers and formatting.

ISO/IEEE 11073 consists of the following parts, under the general title *Health informatics — Personal health device communication (*text in parentheses gives a variant of subtitle):

— *Part 10101: (Point-of-care medical device communication) Nomenclature*

— *Part 10102: (Point-of-care medical device communication) Nomenclature: Annotated ECG*

© IEEE 2015 – All rights reserved

Documents
Document Sharing Hub
Full document details: BS EN ISO 11073-10419:2016

— *Part 10103: (Point-of-care medical device communication) Nomenclature: Implantable device, cardiac*

— *Part 10201: (Point-of-care medical device communication) Domain information model*

— *Part 10404: Device specialization — Pulse oximeter*

— *Part 10406: Device specialization — Basic electrocardiograph (ECG) (1- to 3-lead ECG)*

— *Part 10407: Device specialization — Blood pressure monitor*

— *Part 10408: Device specialization — Thermometer*

— *Part 10415: Device specialization — Weighing scale*

— *Part 10417: Device specialization — Glucose meter*

— *Part 10418: Device specialization — International Normalized Ratio (INR) monitor*

— *Part 10420: Device specialization — Body composition analyzer*

— *Part 10421: Device specialization — Peak expiratory flow monitor (peak flow)*

— *Part 10471: Device specialization — Independant living activity hub*

— *Part 10472: Device specialization — Medication monitor*

— *Part 20101: (Point-of-care medical device communication) Application profiles — Base standard — Part 20601: Application profile — Optimized exchange protocol*

— *Part 30200: (Point-of-care medical device communication) Transport profile — Cable connected — Part 30300: (Point-of-care medical device communication) Transport profile — Infrared wireless — Part 30400: (Point-of-care medical device communication) Interface profile — Cabled Ethernet — Part 90101: (Point-of-care medical device communication) Analytical instruments — Point-of-care test — Part 91064: (Standard communication protocol) Computer-assisted electrocardiography*

— *Part 92001: (Medical waveform format) — Encoding rules* [Technical Specification]

© IEEE 2015 – All rights reserved
Documents
Document Sharing Hub
Full document details: BS EN ISO 11073-10419:2016

ISO/IEEE 11073-10419:2016(E)

IEEE Std 11073-10419™-2015

Health informatics—Personal health device communication

Part 10419: Device Specialization—Insulin Pump

Sponsor

IEEE 11073™ Standards Committee
of the
IEEE Engineering in Medicine and Biology Society

Approved 16 February 2015

IEEE-SA Standards Board

Documents
Document Sharing Hub

Full document details: BS EN ISO 11073-10419:2016

Abstract: Within the context of the ISO/IEEE 11073 family of standards for device communication, a normative definition of communication between personal telehealth insulin pump devices and compute engines (e.g., cell phones, personal computers, personal health appliances, set top boxes) in a manner that enables plug-and-play interoperability, is established in this standard. Appropriate portions of existing standards including ISO/IEEE 11073 terminology, information models, application profile standards, and transport standards are leveraged. The use of specific term codes, formats, and behaviors in telehealth environments restricting optionality in base frameworks in favor of interoperability are specified. A common core of communication functionality for personal telehealth insulin pump devices is defined.

Keywords: IEEE 11073-10419™, insulin pump, medical device communication, personal health devices

The Institute of Electrical and Electronics Engineers, Inc.
3 Park Avenue, New York, NY 10016-5997, USA

Copyright © 2015 by The Institute of Electrical and Electronics Engineers, Inc.
All rights reserved. Published 10 April 2015. Printed in the United States of America.

IEEE is a registered trademark in the U.S. Patent & Trademark Office, owned by The Institute of Electrical and Electronics Engineers, Incorporated.

PDF: ISBN 978-0-7381-9610-7 STD20158
Print: ISBN 978-0-7381-9611-4 STDPD20158

IEEE prohibits discrimination, harassment, and bullying.
For more information, visit http://www.ieee.org/web/aboutus/whatis/policies/p9-26.html.
No part of this publication may be reproduced in any form, in an electronic retrieval system or otherwise, without the prior written permission of the publisher.

Copyright © 2015 IEEE. All rights reserved.

© IEEE 2015 – All rights reserved

Documents
Document Sharing Hub

Full document details: BS EN ISO 11073-10419:2016

Important Notices and Disclaimers Concerning IEEE Standards Documents

IEEE documents are made available for use subject to important notices and legal disclaimers. These notices and disclaimers, or a reference to this page, appear in all standards and may be found under the heading "Important Notice" or "Important Notices and Disclaimers Concerning IEEE Standards Documents."

Notice and Disclaimer of Liability Concerning the Use of IEEE Standards Documents

IEEE Standards documents (standards, recommended practices, and guides), both full-use and trial-use, are developed within IEEE Societies and the Standards Coordinating Committees of the IEEE Standards Association ("IEEE-SA") Standards Board. IEEE ("the Institute") develops its standards through a consensus development process, approved by the American National Standards Institute ("ANSI"), which brings together volunteers representing varied viewpoints and interests to achieve the final product. Volunteers are not necessarily members of the Institute and participate without compensation from IEEE. While IEEE administers the process and establishes rules to promote fairness in the consensus development process, IEEE does not independently evaluate, test, or verify the accuracy of any of the information or the soundness of any judgments contained in its standards.

IEEE does not warrant or represent the accuracy or content of the material contained in its standards, and expressly disclaims all warranties (express, implied and statutory) not included in this or any other document relating to the standard, including, but not limited to, the warranties of: merchantability; fitness for a particular purpose; non-infringement; and quality, accuracy, effectiveness, currency, or completeness of material. In addition, IEEE disclaims any and all conditions relating to: results; and workmanlike effort. IEEE standards documents are supplied "AS IS" and "WITH ALL FAULTS."

Use of an IEEE standard is wholly voluntary. The existence of an IEEE standard does not imply that there are no other ways to produce, test, measure, purchase, market, or provide other goods and services related to the scope of the IEEE standard. Furthermore, the viewpoint expressed at the time a standard is approved and issued is subject to change brought about through developments in the state of the art and comments received from users of the standard.

In publishing and making its standards available, IEEE is not suggesting or rendering professional or other services for, or on behalf of, any person or entity nor is IEEE undertaking to perform any duty owed by any other person or entity to another. Any person utilizing any IEEE Standards document, should rely upon his or her own independent judgment in the exercise of reasonable care in any given circumstances or, as appropriate, seek the advice of a competent professional in determining the appropriateness of a given IEEE standard.

IN NO EVENT SHALL IEEE BE LIABLE FOR ANY DIRECT, INDIRECT, INCIDENTAL, SPECIAL, EXEMPLARY, OR CONSEQUENTIAL DAMAGES (INCLUDING, BUT NOT LIMITED TO: PROCUREMENT OF SUBSTITUTE GOODS OR SERVICES; LOSS OF USE, DATA, OR PROFITS; OR BUSINESS INTERRUPTION) HOWEVER CAUSED AND ON ANY THEORY OF LIABILITY, WHETHER IN CONTRACT, STRICT LIABILITY, OR TORT (INCLUDING NEGLIGENCE OR OTHERWISE) ARISING IN ANY WAY OUT OF THE PUBLICATION, USE OF, OR RELIANCE UPON ANY STANDARD, EVEN IF ADVISED OF THE POSSIBILITY OF SUCH DAMAGE AND REGARDLESS OF WHETHER SUCH DAMAGE WAS FORESEEABLE.

Translations

The IEEE consensus development process involves the review of documents in English only. In the event that an IEEE standard is translated, only the English version published by IEEE should be considered the approved IEEE standard.

Copyright © 2015 IEEE. All rights reserved.

© IEEE 2015 – All rights reserved

Documents
Document Sharing Hub

Full document details: BS EN ISO 11073-10419:2016

Official statements

A statement, written or oral, that is not processed in accordance with the IEEE-SA Standards Board Operations Manual shall not be considered or inferred to be the official position of IEEE or any of its committees and shall not be considered to be, or be relied upon as, a formal position of IEEE. At lectures, symposia, seminars, or educational courses, an individual presenting information on IEEE standards shall make it clear that his or her views should be considered the personal views of that individual rather than the formal position of IEEE.

Comments on standards

Comments for revision of IEEE Standards documents are welcome from any interested party, regardless of membership affiliation with IEEE. However, IEEE does not provide consulting information or advice pertaining to IEEE Standards documents. Suggestions for changes in documents should be in the form of a proposed change of text, together with appropriate supporting comments. Since IEEE standards represent a consensus of concerned interests, it is important that any responses to comments and questions also receive the concurrence of a balance of interests. For this reason, IEEE and the members of its societies and Standards Coordinating Committees are not able to provide an instant response to comments or questions except in those cases where the matter has previously been addressed. For the same reason, IEEE does not respond to interpretation requests. Any person who would like to participate in revisions to an IEEE standard is welcome to join the relevant IEEE working group.

Comments on standards should be submitted to the following address:

Secretary, IEEE-SA Standards Board
445 Hoes Lane
Piscataway, NJ 08854 USA

Laws and regulations

Users of IEEE Standards documents should consult all applicable laws and regulations. Compliance with the provisions of any IEEE Standards document does not imply compliance to any applicable regulatory requirements. Implementers of the standard are responsible for observing or referring to the applicable regulatory requirements. IEEE does not, by the publication of its standards, intend to urge action that is not in compliance with applicable laws, and these documents may not be construed as doing so.

Copyrights

IEEE draft and approved standards are copyrighted by IEEE under U.S. and international copyright laws. They are made available by IEEE and are adopted for a wide variety of both public and private uses. These include both use, by reference, in laws and regulations, and use in private self-regulation, standardization, and the promotion of engineering practices and methods. By making these documents available for use and adoption by public authorities and private users, IEEE does not waive any rights in copyright to the documents.

Photocopies

Subject to payment of the appropriate fee, IEEE will grant users a limited, non-exclusive license to photocopy portions of any individual standard for company or organizational internal use or individual, non-commercial use only. To arrange for payment of licensing fees, please contact Copyright Clearance Center, Customer Service, 222 Rosewood Drive, Danvers, MA 01923 USA; +1 978 750 8400. Permission to photocopy portions of any individual standard for educational classroom use can also be obtained through the Copyright Clearance Center.

Copyright © 2015 IEEE. All rights reserved.

© IEEE 2015 – All rights reserved

Documents
Document Sharing Hub

Full document details: BS EN ISO 11073-10419:2016

Updating of IEEE Standards documents

Users of IEEE Standards documents should be aware that these documents may be superseded at any time by the issuance of new editions or may be amended from time to time through the issuance of amendments, corrigenda, or errata. An official IEEE document at any point in time consists of the current edition of the document together with any amendments, corrigenda, or errata then in effect.

Every IEEE standard is subjected to review at least every ten years. When a document is more than ten years old and has not undergone a revision process, it is reasonable to conclude that its contents, although still of some value, do not wholly reflect the present state of the art. Users are cautioned to check to determine that they have the latest edition of any IEEE standard.

In order to determine whether a given document is the current edition and whether it has been amended through the issuance of amendments, corrigenda, or errata, visit the IEEE-SA Website at http://ieeexplore.ieee.org/xpl/standards.jsp or contact IEEE at the address listed previously. For more information about the IEEE-SA or IEEE's standards development process, visit the IEEE-SA Website at http://standards.ieee.org.

Errata

Errata, if any, for all IEEE standards can be accessed on the IEEE-SA Website at the following URL: http://standards.ieee.org/findstds/errata/index.html. Users are encouraged to check this URL for errata periodically.

Patents

Attention is called to the possibility that implementation of this standard may require use of subject matter covered by patent rights. By publication of this standard, no position is taken by the IEEE with respect to the existence or validity of any patent rights in connection therewith. If a patent holder or patent applicant has filed a statement of assurance via an Accepted Letter of Assurance, then the statement is listed on the IEEE-SA Website at http://standards.ieee.org/about/sasb/patcom/patents.html. Letters of Assurance may indicate whether the Submitter is willing or unwilling to grant licenses under patent rights without compensation or under reasonable rates, with reasonable terms and conditions that are demonstrably free of any unfair discrimination to applicants desiring to obtain such licenses.

Essential Patent Claims may exist for which a Letter of Assurance has not been received. The IEEE is not responsible for identifying Essential Patent Claims for which a license may be required, for conducting inquiries into the legal validity or scope of Patents Claims, or determining whether any licensing terms or conditions provided in connection with submission of a Letter of Assurance, if any, or in any licensing agreements are reasonable or non-discriminatory. Users of this standard are expressly advised that determination of the validity of any patent rights, and the risk of infringement of such rights, is entirely their own responsibility. Further information may be obtained from the IEEE Standards Association.

Copyright © 2015 IEEE. All rights reserved.

© IEEE 2015 – All rights reserved

Documents
Document Sharing Hub

Full document details: BS EN ISO 11073-10419:2016

Participants

At the time this IEEE standard was completed, the Personal Health Devices Working Group had the following membership:

Daidi Zhong, *Chair*
Michael J. Kirwan, *Chair*
Melanie S. Yeung, *Vice-Chair*

Karsten Aalders
Charles R. Abbruscato
Nabil Abujbara
Maher Abuzaid
Manfred Aigner
Jorge Alberola
Murtaza Ali
Rolf Ambuehl
David Aparisi
Lawrence Arne
Diego B. Arquilo
Serafin Arroyo
Muhammad Asim
Merat Bagha
Doug Baird
David Baker
Anindya Bakshi
Ananth Balasubramanian
Sunlee Bang
M. Jonathan Barkley
Gilberto Barrón
David Bean
John Bell
Rudy Belliardi
Kathryn M. Bennett
Daniel Bernstein
George A. Bertos
Chris Biernacki
Ola Björsne
Thomas Blackadar
Marc Blanchet
Thomas Bluethner
Douglas P. Bogia
Xavier Boniface
Shannon Boucousis
Julius Broma
Lyle G. Bullock, Jr.
Bernard Burg
Chris Burns
Anthony Butt
Jeremy Byford-Rew
Satya Calloji
Carole C. Carey
Santiago Carot-Nemesio
Randy W. Carroll
Simon Carter
Seungchul Chae
Rahul Chauhan
James Cheng
Peggy Chien
Chia-Chin Chong
Saeed A. Choudhary
Jinhan Chung
Malcolm Clarke
John A. Cogan
John T. Collins
Cory Condek
Todd H. Cooper
David Cornejo
Douglas Coup
Nigel Cox
Hans Crommenacker
Tomio Crosley
David Culp
Allen Curtis
Ndifor Cyril Fru
Jesús Daniel Trigo
Eyal Dassau
David Davenport
Russell Davis
Ed Day
Sushil K. Deka
Ciro de la Vega
Pedro de-las-Heras-Quiros
Jim DelloStritto
Matthew d'Entremont
Lane Desborough
Kent Dicks
Hyoungho Do
Xiaolian Duan
Brian Dubreuil
Jakob Ehrensvard
Fredrik Einberg
Roger M. Ellingson
Michihiro Enokida
Javier Escayola Calvo
Leonardo Estevez
Roger Feeley
Bosco T. Fernandes
Christoph Fischer
Morten Flintrup
Joseph W. Forler
Russell Foster
Eric Freudenthal
Matthias Frohner
Ken Fuchs
Jing Gao
Marcus Garbe
John Garguilo
Rick Geimer
Igor Gejdos
Ferenc Gerbovics
Nicolae Goga
Julian Goldman
Raul Gonzalez Gomez
Chris Gough
Channa Gowda
Charles M. Gropper
Amit Gupta
Jeff Guttmacher
Rasmus Haahr
Christian Habermann
Michael Hagerty
Jerry Hahn
Robert Hall
Nathaniel Hamming
Rickey L. Hampton
Sten Hanke
Jordan Hartmann
Kai Hassing
Marc Daniel Haunschild
Wolfgang Heck
Charles Henderson
Jun-Ho Her
Takashi Hibino
Timothy L. Hirou
Allen Hobbs
Alex Holland
Arto Holopainen
Robert Hoy
Frank Hsu
Anne Huang
Sen-Der Huang
Zhiqiang Huang
Ron Huby
David Hughes
Robert D. Hughes
Jiyoung Huh
Hugh Hunter
Hitoshi Ikeda
Yutaka Ikeda
Philip O. Isaacson
Atsushi Ito
Michael Jaffe
Praduman Jain
Danny Jochelson
Chris Johnson
Phaneeth Junga
Akiyoshi Kabe
Steve Kahle
Tomio Kamioka
Kei Kariya
Andy Kaschl

Copyright © 2015 IEEE. All rights reserved.

Documents
Document Sharing Hub
© IEEE 2015 – All rights reserved
Full document details: BS EN ISO 11073-10419:2016

Junzo Kashihara
Kohichi Kashiwagi
Ralph Kent
Laurie M. Kermes
Ikuo Keshi
Junhyung Kim
Minho Kim
Min-Joon Kim
Taekon Kim
Tetsuya Kimura
Alfred Kloos
Jeongmee Koh
Jean-Marc Koller
John Koon
Patty Krantz
Alexander Kraus
Ramesh Krishna
Geoffrey Kruse
Falko Kuester
Rafael Lajara
Pierre Landau
Jaechul Lee
JongMuk Lee
Kyong Ho Lee
Rami Lee
Sungkee Lee
Woojae Lee
Yonghee Lee
Joe Lenart
Kathryn A. Lesh
Qiong Li
Ying Li
Patrick Lichter
Jisoon Lim
Joon-Ho Lim
John Lin
Jiajia Liu
Wei-Jung Lo
Charles Lowe
Don Ludolph
Christian Luszick
Bob MacWilliams
Srikkanth Madhurbootheswaran
Romain Marmot
Sandra Martinez
Miguel Martínez de Espronceda Cámara
Peter Mayhew
Jim McCain
László Meleg
Alexander Mense
Ethan Metsger
Yu Miao
Jinsei Miyazaki
Erik Moll
Darr Moore
Piotr Murawski
Soundharya Nagasubramanian
Jae-Wook Nah
Alex Neefus
Trong-Nghia Nguyen-Dobinsky
Michael E. Nidd
Tetsu Nishimura
Jim Niswander
Hiroaki Niwamoto
Thomas Norgall
Anand Noubade
Yoshiteru Nozoe
Abraham Ofek
Brett Olive
Begonya Otal
Charles Palmer
Bud Panjwani
Carl Pantiskas
Harry P. Pappas
Mikey Paradis
Hanna Park
Jong-Tae Park
Myungeun Park
Soojun Park
Phillip E. Pash
TongBi Pei
Soren Petersen
James Petisce
Peter Piction
Michael Pliskin
Jeff Price
Harald Prinzhorn
John Quinlan
Arif Rahman
Tanzilur Rahman
Steve Ray
Phillip Raymond
Tim Reilly
Barry Reinhold
Brian Reinhold
Melvin I. Reynolds
John G. Rhoads
Jeffrey S. Robbins
Moskowitz Robert
Timothy Robertson
David Rosales
Bill Saltzstein
Benedikt Salzbrunn
Giovanna Sannino
Jose A. Santos-Cadenas
Stefan Sauermann
John Sawyer
Guillaume Schatz
Alois Schloegl
Paul S. Schluter
Lars Schmitt
Mark G. Schnell
Richard A. Schrenker
Antonio Scorpiniti
Kwang Seok Seo
Riccardo Serafin
Sid Shaw
Frank Shen
Liqun Shen
Bozhi Shi
Min Shih
Mazen Shihabi
Redmond Shouldice
Sternly K. Simon
Marjorie Skubic
Robert Smith
Ivan Soh
Motoki Sone
Emily Sopensky
Rajagopalan Srinivasan
Andreas Staubert
Nicholas Steblay
Beth Stephen
Lars Steubesand
John (Ivo) Stivoric
Raymond A. Strickland
Hermanni Suominen
Lee Surprenant
Ravi Swami
Ray Sweidan
Jin Tan
Haruyuyki Tatsumi
John W. Thomas
Brad Tipler
Jonas Tirén
James Tomcik
Janet Traub
Gary Tschautscher
Masato Tsuchid
Ken Tubman
Yoshihiro Uchida
Sunil Unadkat
Fabio Urbani
Philipp Urbauer
Laura Vanzago
Alpo Värri
Dalimar Velez
Naveen Verma
Rudi Voon
Isobel Walker
David Wang
Jerry P. Wang
Yao Wang
Yi Wang
Steve Warren
Fujio Watanabe
Toru Watsuji
Mike Weng
Kathleen Wible
Paul Williamson
Jan Wittenber
Jia-Rong Wu
Will Wykeham
Ariton Xhafa
Junjie Yang
Ricky Yang
Melanie S. Yeung
Done-Sik Yoo
Jason Zhang
Zhiqiang Zhang
Thomas Zhao
Daidi Zhong
Miha Zoubek
Szymon Zysko

Copyright © 2015 IEEE. All rights reserved.

© IEEE 2015 – All rights reserved

Documents
Document Sharing Hub

Full document details: BS EN ISO 11073-10419:2016

The following members of the individual balloting committee voted on this standard. Balloters may have voted for approval, disapproval, or abstention.

John Ballingall
Giberto Barrón
Lyle G. Bullock, Jr.
Keith Chow
Joseph El Youssef
Randall Groves
Kai Hassing
Werner Hoelzl
Noriyuki Ikeuchi
Atsushi Ito
Piotr Karocki
Patrick Keith-Hynes
Patrick Kinney
Robert Kircher
Michael J. Kirwan
Nick S. A. Nikjoo
Henry Pinto
Melvin I. Reynolds
Bartien Sayogo
Lars Schmitt
Raymond A. Strickland
Walter Struppler
Jan Wittenber
Oren Yuen

When the IEEE-SA Standards Board approved this standard on 16 February 2015, it had the following membership:

John Kulick, *Chair*
Jon Walter Rosdahl, *Vice-Chair*
Richard H. Hulett, *Past Chair*
Konstantinos Karachalios, *Secretary*

Peter Balma
Farooq Bari
Ted Burse
Clint Chaplain
Stephen Dukes
Jean-Philippe Faure
Gary Hoffman
Michael Janezic
Jeffrey Katz
Joseph L. Koepfinger*
David Law
Hung Ling
Oleg Logvinov
T. W. Olsen
Glenn Parsons
Ron Peterson
Adrian Stephens
Peter Sutherland
Yatin Trivedi
Phil Winston
Don Wright
Yu Yuan

*Member Emeritus

Also included are the following non-voting IEEE-SA Standards Board liaisons:

Richard DeBlasio, *DOE Representative*
Michael Janezic, *NIST Representative*

Don Messina
IEEE-SA Content Production and Management

Kathryn Bennett
IEEE-SA Technical Program Operations

Copyright © 2015 IEEE. All rights reserved.

© IEEE 2015 – All rights reserved

Documents
Document Sharing Hub

Full document details: BS EN ISO 11073-10419:2016

Introduction

This introduction is not part of IEEE Std 11073-10419-2015, Health informatics—Personal health device communication—Part 10419: Device Specialization—Insulin Pump.

ISO/IEEE 11073 standards enable communication between medical devices and external computer systems. This document uses the optimized framework created in ISO/IEEE 11073-20601:2010[1] and describes a specific, interoperable communication approach for insulin pumps. These standards align with and draw on the existing clinically focused standards to provide support for communication of data from clinical or personal health devices.

[1]For information on references, see Clause 2.

Copyright © 2015 IEEE. All rights reserved.

© IEEE 2015 – All rights reserved

Documents
Document Sharing Hub

Full document details: BS EN ISO 11073-10419:2016

Contents

1. Overview 1
1.1 Scope 1
1.2 Purpose 2
1.3 Context 2

2. Normative references 2

3. Definitions, acronyms, and abbreviations 3
3.1 Definitions 3
3.2 Acronyms and abbreviations 4

4. Introduction to ISO/IEEE 11073 personal health devices 5
4.1 General 5
4.2 Introduction to ISO/IEEE 11073-20601 modeling constructs 6
4.3 Compliance with other standards 6

5. Insulin pump device concepts and modalities 7
5.1 General 7
5.2 Device types 8
5.3 Collected data 8
5.4 Stored data 14
5.5 Scheduled data 15

6. Insulin pump domain information model 15
6.1 Overview 15
6.2 Class extensions 15
6.3 Object instance diagram 15
6.4 Types of configuration 17
6.5 Profiles 18
6.6 Medical device system object 18
6.7 Numeric objects 21
6.8 Real-time sample array objects 35
6.9 Enumeration objects 36
6.10 PM-store objects 41
6.11 Schedule-store objects 46
6.12 Scanner objects 55
6.13 Class extension objects 55
6.14 Insulin pump information model extensibility rules 56

7. Insulin pump service model 56
7.1 General 56
7.2 Object access services 56
7.3 Object access event report services 58

8. Insulin pump communication model 59
8.1 Overview 59
8.2 Communications characteristics 59
8.3 Association procedure 60
8.4 Configuring procedure 61
8.5 Operating procedure 63
8.6 Time synchronization 64

Copyright © 2015 IEEE. All rights reserved.

Documents
Document Sharing Hub

© IEEE 2015 – All rights reserved

Full document details: BS EN ISO 11073-10419:2016

9. Test associations 64
9.1 Behavior with standard configuration 64
9.2 Behavior with extended configurations 64

10. Conformance 64
10.1 Applicability 64
10.2 Conformance specification 65
10.3 Levels of conformance 65
10.4 Implementation conformance statements 66

Annex A (informative) Bibliography 71

Annex B (normative) Any additional ASN.1 definitions 72
B.1 Device status and insulin pump status bit mapping 72

Annex C (normative) Allocation of identifiers 74
C.1 General 74
C.2 Definitions of terms and codes 74
C.3 Systematic derivations of terms and codes 76

Annex D (informative) Message sequence examples 85

Annex E (normative) Schedule-store class 87
E.1 Schedule-store class 87
E.2 Schedule-segment class 91

Annex F (normative) Schedule class ASN.1 definitions 97
F.1 ACTION-method-related data types 97
F.2 Data types for new object attributes and object services 97
F.3 Data protocol definitions 100

Annex G (informative) The schedule-store concept 102
G.1 General 102
G.2 Schedule-store object hierarchy 103

Annex H (informative) Scedule communication model 107
H.1 Operating procedure 107

Annex I (informative) Protocol data unit examples 112
I.1 General 112
I.2 Association information exchange 112
I.3 Configuration information exchange 116
I.4 GET MDS attributes service 120
I.5 Data reporting 121
I.6 Disassociation 122

Copyright © 2015 IEEE. All rights reserved.

© IEEE 2015 – All rights reserved

Documents
Document Sharing Hub

Full document details: BS EN ISO 11073-10419:2016

Documents
Document Sharing Hub

Full document details: BS EN ISO 11073-10419:2016

Health informatics—Personal health device communication

Part 10419: Device Specialization—Insulin Pump

IMPORTANT NOTICE: IEEE Standards documents are not intended to ensure safety, health, or environmental protection, or ensure against interference with or from other devices or networks. Implementers of IEEE Standards documents are responsible for determining and complying with all appropriate safety, security, environmental, health, and interference protection practices and all applicable laws and regulations.

This IEEE document is made available for use subject to important notices and legal disclaimers. These notices and disclaimers appear in all publications containing this document and may be found under the heading "Important Notice" or "Important Notices and Disclaimers Concerning IEEE Documents." They can also be obtained on request from IEEE or viewed at http://standards.ieee.org/IPR/disclaimers.html.

1. Overview

1.1 Scope

The scope of this standard is to establish a normative definition of communication between personal telehealth insulin pump devices (agents) and managers (e.g., cell phones, personal computers, personal health appliances, set top boxes) in a manner that enables plug-and-play interoperability. It leverages work done in other ISO/IEEE 11073 standards including existing terminology, information profiles, application profile standards, and transport standards. It specifies the use of specific term codes, formats, and behaviors in telehealth environments restricting optionality in base frameworks in favor of interoperability. This standard defines a common core functionality of personal telehealth insulin pump devices.

In the context of personal health devices, an insulin pump is a medical device used for the administration of insulin in the treatment of diabetes mellitus, also known as continuous subcutaneous insulin infusion (CSII) therapy.

This standard provides the data modeling according to the ISO/IEEE 11073-20601 standard, and does not specify the measurement method.

Copyright © 2015 IEEE. All rights reserved.

© IEEE 2015 – All rights reserved

Documents
Document Sharing Hub

Full document details: BS EN ISO 11073-10419:2016

1.2 Purpose

This standard addresses the need for an openly defined, independent standard that support information exchange to and from personal health devices and compute engines (e.g., cell phones, personal computers, personal health appliances, and set top boxes). Interoperability is key to growing the potential market for these devices and enabling people to be better informed participants in the management of their heath.

1.3 Context

See IEEE Std 11073-20601™-2014[1] for an overview of the environment within which this standard is written.

This standard defines the device specialization for the insulin pump, being a specific agent type, and provides a description of the device concepts, its capabilities, and its implementation according to this standard.

This standard is based on IEEE Std 11073-20601-2014, which in turn draw information from both ISO/IEEE 11073-10201:2004 [B7][2] and ISO/IEEE 11073-20101:2004 [B8]. The medical device encoding rules (MDERs) used within this standard are fully described in IEEE Std 11073-20601-2014.

This standard reproduces relevant portions of the nomenclature found in ISO/IEEE 11073-10101:2004 [B6] and adds new nomenclature codes for the purposes of this standard. Among this standard and IEEE Std 11073-20601-2014, all required nomenclature codes for implementation are documented.

NOTE 1—IEEE Std 11073-20601-2014 is a revision of ISO/IEEE 11073-20601:2010 (and its amendment IEEE Std 11073-20601a). It contains new material and corrections and does not copy the content of ISO/IEEE 11073-20601:2010. Throughout this standard, a reference to IEEE Std 11073-20601-2014 refers to the document that is obtained after applying this new material and corrections to ISO/IEEE 11073-20601:2010.[3]

NOTE 2—In this standard, ISO/IEEE 11073-104zz is used to refer to the collection of device specialization standards that utilize IEEE Std 11073-20601-2014, where zz can be any number from 01 to 99, inclusive.

2. Normative references

The following referenced documents are indispensable for the application of this document (i.e., they must be understood and used, so that each referenced document is cited in text and its relationship to this document is explained). For dated references, only the edition cited applies. For undated references, the latest edition of the referenced document (including any amendments or corrigenda) applies.

IEEE Std 11073-20601-2014, Health informatics—Personal health device communication—Application Profile—Optimized Exchange Protocol.[4,5]

See Annex A for all informative material referenced by this standard.

[1] Information on references can be found in Clause 2.
[2] The numbers in brackets correspond to those of the bibliography in Annex A.
[3] Notes in text, tables, and figures are given for information only and do not contain requirements needed to implement the standard.
[4] The IEEE standards or products referred to in this clause are trademarks of the Institute of Electrical and Electronics Engineers, Inc.
[5] IEEE publications are available from the Institute of Electrical and Electronics Engineers, 445 Hoes Lane, Piscataway, NJ 08854-4141, USA (http://standards.ieee.org/).

Copyright © 2015 IEEE. All rights reserved.

© IEEE 2015 – All rights reserved

Documents
Document Sharing Hub

Full document details: BS EN ISO 11073-10419:2016

3. Definitions, acronyms, and abbreviations

3.1 Definitions

For the purposes of this document, the following terms and definitions apply. The *IEEE Standards Dictionary Online* should be consulted for terms not defined in this clause.[6]

agent: A node that collects and transmits personal health data to an associated manager.

artificial pancreas: A system combining diabetes devices to provide similar functionality as a pancreas. Examples include linking a continuous glucose monitor to an insulin pump to automatically reduce or increase insulin infusion based upon specified thresholds of measured interstitial glucose.

basal insulin: Insulin required to cover the basic insulin needs of the body.

basal rate: Rate of continuously delivered insulin to cover the basic insulin needs of the body.

basal rate profile: Profile defining the time-dependent course of the basal rate over a periodic time interval (e.g., 24 hours, beginning at midnight).

blood glucose: Glucose concentration in the blood.

bolus: A single dose of a medication typically administered by infusion. *See also:* **bolus insulin**.

bolus insulin: Insulin required to cover the intake of food or to correct high blood glucose levels.

class: In object-oriented modeling, it describes the attributes, methods, and events that objects instantiated from the class utilize.

compute engine: *See:* **manager.**

correction bolus: A bolus to correct high blood glucose levels. *See also:* **bolus**.

daily basal dose: Total amount of basal insulin delivered in 24 hours, beginning at midnight.

device: A term used to refer to a physical apparatus implementing either an agent or a manager role.

extended bolus: A bolus given over an extended period of time with a specified duration. *See also:* **bolus**.

fast bolus: A bolus given over a very short period that can be considered as having infinitesimal duration and specified by amount of infusion. *See also:* **bolus**.

glucagon: Naturally occurring hormone released by the pancreas when glucose levels are low.

glucose: Commonly referred to as "sugar," it is the major source of energy used by the body cells**.**

handle: An unsigned 16-bit number that is locally unique and identifies one of the object instances within an agent.

infusion set: Tubing system with cannula that interfaces the insulin reservoir to the body.

[6] *IEEE Standards Dictionary Online subscription* is available at:
http://www.ieee.org/portal/innovate/products/standard/standards_dictionary.html.

Copyright © 2015 IEEE. All rights reserved.

© IEEE 2015 – All rights reserved

Documents
Document Sharing Hub

Full document details: BS EN ISO 11073-10419:2016

insulin: Naturally occurring hormone required for carbohydrate metabolism. Insulin regulates the way sugar, fat, and proteins are moved into the cells and the way they are stored or used for energy.

insulin to carbohydrate ratio (I:CHO): Amount of carbohydrate covered or disposed of by a single unit of insulin.

insulin sensitivity factor (ISF): An estimated amount of blood glucose reduced by a single unit of insulin. Also known as a *correction factor*.

international unit (IU): Unit of measurement used in pharmacology for the measurement of the amount of a substance.

manager: A node receiving data from one or more agent systems. Some examples of managers include a cellular phone, health appliance, set top box, or computer system.

meal bolus: A bolus to compensate for meal intake. *See also:* **bolus**.

multi-wave bolus: A bolus combining a fast bolus with an extended bolus; one part of the bolus amount is delivered immediately while the other is delivered over a specific period of time.

obj-handle: *See:* **handle**.

object: In object-oriented modeling, a particular instantiation of a class. The instantiation realizes attributes, methods, and events from the class.

occlusion: Total obstruction of the infusion set that prevents administering insulin.

personal health device: A device used in personal health applications.

personal telehealth device: *See:* **personal health device**.

piston rod: Mechanical apparatus to propel the plunger of the insulin reservoir.

priming: Filling of the fluidic path with insulin (e.g., after replacement of the reservoir and/or infusion set).

reservoir: The insulin supply of an insulin pump.

temporary basal rate: Temporary adjustment of the basal rate.

total daily dose: The total amount of insulin delivered during one day (i.e., 24 hours, beginning at midnight). This amount contains basal insulin as well as bolus insulin.

3.2 Acronyms and abbreviations

AP	artificial pancreas
APDU	application protocol data unit
ASN.1	Abstract Syntax Notation One
CSII	continuous subcutaneous insulin infusion, commonly known as *insulin pump therapy*
DIM	domain information model
EUI-64	extended unique identifier (64 bits)

Copyright © 2015 IEEE. All rights reserved.

Documents
Document Sharing Hub

© IEEE 2015 – All rights reserved

Full document details: BS EN ISO 11073-10419:2016

HCP	health care provider
I:CHO	insulin to carbohydrate ratio
ICS	implementation conformance statements
ICT	intensified conventional therapy
ID	identifier
IEEE	Institute of Electrical and Electronics Engineers
ISF	insulin sensitivity factor
ISO	International Organization for Standardization
ITU-T	Telecommunication Standardization Sector of International Telecommunication Union
IU	international unit
MDC	medical device communication
MDER	medical device encoding rules
MDS	medical device system
MOC	managed object class
OID	object identifier
PDU	protocol data unit
PHD	personal health device
PWD	person with diabetes
RT-SA	real-time sample array
VMO	virtual medical object
VMS	virtual medical system

4. Introduction to ISO/IEEE 11073 personal health devices

4.1 General

This standard and the remainder of the series of ISO/IEEE 11073 personal health device (PHD) standards fit in the larger context of the ISO/IEEE 11073 series of standards. The full suite of standards enables agents to interconnect and interoperate with managers and with computerized health-care information systems. See IEEE Std 11073-20601-2014 for a description of the guiding principles for this series of ISO/IEEE 11073 Personal Health Device standards.

IEEE Std 11073-20601-2014 supports the modeling and implementation of an extensive set of personal health devices. This standard defines aspects of the insulin pump device. It describes all aspects necessary to implement the application layer services and data exchange protocol between an ISO/IEEE 11073 PHD insulin pump agent and a manager. This standard defines a subset of the objects and functionality contained in IEEE Std 11073-20601-2014 and extends and adds definitions where appropriate. All new definitions are given in Annex B in Abstract Syntax Notation One (ASN.1 [B9]). Nomenclature codes referenced in this standard, which are not defined in IEEE Std 11073-20601-2014, are normatively defined in Annex C.

Copyright © 2015 IEEE. All rights reserved.

© IEEE 2015 – All rights reserved

Documents
Document Sharing Hub

Full document details: BS EN ISO 11073-10419:2016

4.2 Introduction to ISO/IEEE 11073-20601 modeling constructs

4.2.1 General

The ISO/IEEE 11073 series of standards, and in particular IEEE Std 11073-20601-2014, is based on an object-oriented systems management paradigm. The overall system model is divided into three principal components: the domain information model (DIM), the service model, and the communication model. See IEEE Std 11073-20601-2014 for a detailed description of the modeling constructs.

4.2.2 Domain information model

The DIM is a hierarchical model that describes an agent as a set of objects. These objects and their attributes represent the elements that control behavior and report on the status of the agent and data that an agent can communicate to a manager. Communication between the agent and the manager is defined by the application protocol in the IEEE Std 11073-20601-2014.

4.2.3 Service model

The service model defines the conceptual mechanisms for the data exchange services. Such services are mapped to messages that are exchanged between the agent and the manager. Protocol messages within the ISO/IEEE 11073 series of standards are defined in ASN.1. The messages defined in IEEE Std 11073-20601-2014 can coexist with messages defined in other standard application profiles defined in the ISO/IEEE 11073 series of standards.

4.2.4 Communication model

In general, the communication model supports the topology of one or more agents communicating over logical point-to-point connections to a single manager. For each logical point-to-point connection, the dynamic system behavior is defined by a connection state machine as specified in IEEE Std 11073-20601-2014.

4.2.5 Implementing the models

An agent implementing this standard shall implement all mandatory elements of the information, service, and communication models as well as all conditional elements where the condition is met. The agent should implement the recommended elements, and it may implement any combination of the optional elements. A manager implementing this standard shall utilize at least one of the mandatory, conditional, recommended, or optional elements. In this context, *utilize* means to use the element as part of the primary function of the manager device. For example, a manager whose primary function is to display data would need to display a piece of data in the element in order to utilize it.

4.3 Compliance with other standards

Devices that comply with this standard may also be required to comply with other domain-and device-specific standards that supersede the requirements of this standard with respect to issues including safety, reliability, and risk management. A user of this standard is expected to be familiar with all other such standards that apply and to comply with any higher specifications thus imposed. Typically, medical devices should comply with the IEC 60601-1:2005 [B1] base standards with respect to electrical and mechanical

Copyright © 2015 IEEE. All rights reserved.

© IEEE 2015 – All rights reserved

Documents
Document Sharing Hub

Full document details: BS EN ISO 11073-10419:2016

safety and any device-specific standard as might be defined in the IEC 60601-2 [B2] series of standards. Software aspects may apply through standards such as IEC 62304:2006/EN 62304:2006 [B3].

Devices that comply with this standard implement higher layers of network software and utilize lower layers as appropriate to the application. The requirements on performance of such applications and conformance are defined elsewhere and are outside the scope of this standard. Moreover, the use of any medical equipment is subject to risk assessment and risk management appropriate to the application. Some relevant examples are ISO 14971:2007 [B5] and IEC 80001-1:2010 [B4]. The requirements of such risk assessment and risk management and conformance are outside the scope of this standard.

5. Insulin pump device concepts and modalities

5.1 General

This clause presents the general concepts of insulin pump devices. In the context of personal health devices in this family of standards, an insulin pump is a device that administers insulin at a defined amount to the human body. Insulin pump devices are primarily used in the continuous subcutaneous insulin infusion (CSII) therapy of type 1 diabetes mellitus. This type of diabetes mellitus is characterized by loss of the insulin-producing beta cells of the islets of Langerhans in the pancreas. Insulin pumps typically inject insulin into the subcutaneous layer of fat tissue under the skin through an infusion set. Preferred sites for the cannula are the abdomen, lumbar region, thighs, buttocks and the upper arms.

Insulin is a hormone that affects the metabolism and other body functions. It regulates, together with glucagon, the glucose level in the blood. Failure to produce sufficient insulin to maintain the blood glucose in the normal range leads to conditions of temporarily or persistently high blood sugar (hyperglycemia).

The objective of CSII therapy, also known as insulin pump therapy, is to mimic the insulin secretion of the healthy body. Insulin pump therapy therefore differentiates between basal insulin and bolus insulin. Basal insulin, sometimes also referred to as *background* insulin, regulates the blood glucose level without taking into account any food intake. In the context of the CSII therapy, basal insulin is continuously administered at a given rate depending on the fluctuating need throughout the day. By contrast, bolus insulin compensates for an increased need for insulin induced by food intake. This is also known as *meal* bolus and the insulin dosage can be determined with the knowledge of the user's insulin to carbohydrate ratio (the amount of carbohydrate covered by a unit of insulin). In addition, bolus insulin may also be administered to decrease a temporarily high blood glucose level. This is often referred to as *correction* bolus. Meal or correction boluses can be delivered as a standard fast bolus, extended bolus, or as a multi-wave bolus. Fast bolus is an infusion of insulin over a very short period similar to a pen injection that can be considered as having infinitesimal duration. An extended bolus is an infusion of insulin over a longer period extending the insulin delivery. A multi-wave bolus combines a fast bolus with an extended bolus; one part of the bolus amount is delivered immediately while the other is delivered over a specific period of time. This type of bolus is suitable for meals that contain both fast and slowly digestible carbohydrates or long meals with several courses.

Although the distinction between basal and bolus insulin has a high relevance for the CSII therapy, the insulin pump typically delivers a single insulin type for both delivery methods. Unlike the Intensified Conventional Therapy (ICT, injection therapy, pen therapy) where typically a combination of injections with fast-acting and slow-acting insulin is utilized, the insulin pump therapy generally uses rapid-or fast-acting insulin. Another term for these types of insulin is insulin analog.

Many insulin pump devices allow the pump user to program basal rate profiles that define the fluctuating delivery of basal insulin of the pump in the course of the day. These profile settings are often referred to as circadian profiles. Well-adjusted basal rate profiles generally cover the insulin pump user's need for basal

Copyright © 2015 IEEE. All rights reserved.

© IEEE 2015 – All rights reserved

Documents
Document Sharing Hub

Full document details: BS EN ISO 11073-10419:2016

insulin and there is normally no necessity to adjust these profiles on a daily basis. However, there are situations in which the need for basal insulin deviates at such a rate that a temporary adjustment of the basal delivery is indicated. Phases of stress, intensified physical activity, illness, and menses are counted amongst the reasons for increased or reduced need for basal insulin. The temporary basal rate is a means to make short-term adjustments to the basal insulin delivery. Two different concepts for the temporary basal rate are currently well accepted in the area of insulin pump therapy. The first concept applies a scaling factor to the programmed basal rate for a certain period of time. The second concept consists in overriding the programmed basal rate with a specific value for a certain time period.

The unit of measurement to define the dose of insulin is international unit (IU). One IU of insulin is the biological equivalent of 1/22 mg of pure crystalline insulin. The concentration of insulin in an insulin solution is defined by international units per milliliter (i.e., IU/mL). In pharmacology, it is also very common to indicate the concentration of insulin solutions by the letter U followed by the number of international units per milliliter. For example, a concentration of 100 IU/mL is denominated as U100.

5.2 Device types

Insulin pump devices are generally designed to be portable and permanently connected to the body.

The structural shape of insulin pumps may vary, but insulin pump devices typically include the following components: the pump unit, a disposable insulin reservoir, and a disposable infusion set.

The pump unit typically comprises a computing unit and a dosing mechanism, both powered by a battery. Additionally, pump units may contain several user interface elements such as displays, buttons, or apparatuses to generate visual, haptic, or acoustic signals.

The disposable insulin reservoir typically consists of a glass or plastic ampulla with a volumetric capacity of a few milliliters of insulin solution. Depending on the insulin need of the pump user, this capacity is sufficient for provisioning insulin for several days.

The disposable infusion set interfaces the insulin reservoir to the human body. It generally comprises an adapter that connects to the insulin reservoir, a tubing system and a cannula that is inserted into the subcutaneous fat tissue. It is generally recommended to replace the infusion set after 2 to 3 days of usage for sterility reasons and to help prevent irritation at the insertion site.

5.3 Collected data

5.3.1 General

The insulin pump is a portable device and therefore may not be connected to a manager while collecting data. The two main use cases for an insulin pump agent to connect to a manager and send its data are the following:

— The insulin pump user visits a health care professional (HCP) to examine the adequacy of the therapy. The HCP normally compares the historic data from the insulin pump with the corresponding data from a blood glucose meter or continuous glucose monitor device to derive necessary adjustments to the insulin pump therapy. As the interval between such visits may constitute several months, insulin pumps are typically capable of storing data for such time periods.

Copyright © 2015 IEEE. All rights reserved.

© IEEE 2015 – All rights reserved

Documents
Document Sharing Hub

Full document details: BS EN ISO 11073-10419:2016

— The insulin pump user connects the insulin pump agent to a manager at home to examine the adequacy of the therapy and to apply adjustments when indicated. This tends to happen on a more frequent basis (e.g., once per week).

In addition to the two use cases above, an insulin pump agent may also be continuously connected to a manager to report collected data (e.g., artificial pancreas).

5.3.2 Current bolus setting

The current bolus setting represents the amount of insulin requested to be delivered as a bolus and is reported before the pump delivers the bolus. A bolus is typically initiated by the insulin pump user to compensate for an increased need for insulin induced by intake of food containing a relatively high quantity of carbohydrates (e.g., meal bolus). A bolus may also be indicated to decrease a temporarily high blood glucose level (e.g., correction bolus).

A current bolus setting can be delivered in a theoretically infinitesimal period of time (e.g., fast bolus) or can be delivered over a defined period of time (e.g., extended bolus) or as a combination of a fast bolus with an extended bolus (e.g., multi-wave bolus).

A current bolus setting can be set to be delivered at a later time. In this instance, the current bolus setting shall be used with the pending bolus delay together to specify the amount of delay between programming a current bolus setting and the bolus delivered.

A current bolus setting can be cancelled. In this instance, the current bolus setting shall be used with the insulin pump status to specify the bolus canceled.

A bolus amount can be set manually by the user, or recommended by the insulin pump's bolus calculator, or commanded from an artificial pancreas controller. If an insulin pump device has a bolus calculator, the user may accept or change the recommended amount of insulin.

The unit for the bolus setting is international unit (IU) or international unit per hour (IU/hr).

NOTE—This object represents a device setting and not a measurement value.

5.3.3 Pending bolus delay

The pending bolus delay specifies the delay between programming a current bolus setting and the bolus delivered. This setting is helpful for patients with delayed digestion (gastroparesis).

The unit for the pending bolus delay is in minutes (min).

NOTE—This object represents a device setting and not a measurement value.

5.3.4 Bolus delivered

The bolus delivered measurement represents the amount of insulin effectively delivered by the insulin pump as a bolus and is reported after the pump has delivered the bolus.

Copyright © 2015 IEEE. All rights reserved.

© IEEE 2015 – All rights reserved

Documents
Document Sharing Hub

Full document details: BS EN ISO 11073-10419:2016

The measurement represents the delivered amount of insulin for a bolus and the modality can be described as a fast bolus, extended bolus, or multi-wave bolus, and the reason for delivering the bolus as meal bolus or correction bolus (Figure 1). The unit for the bolus delivered is international unit (IU).

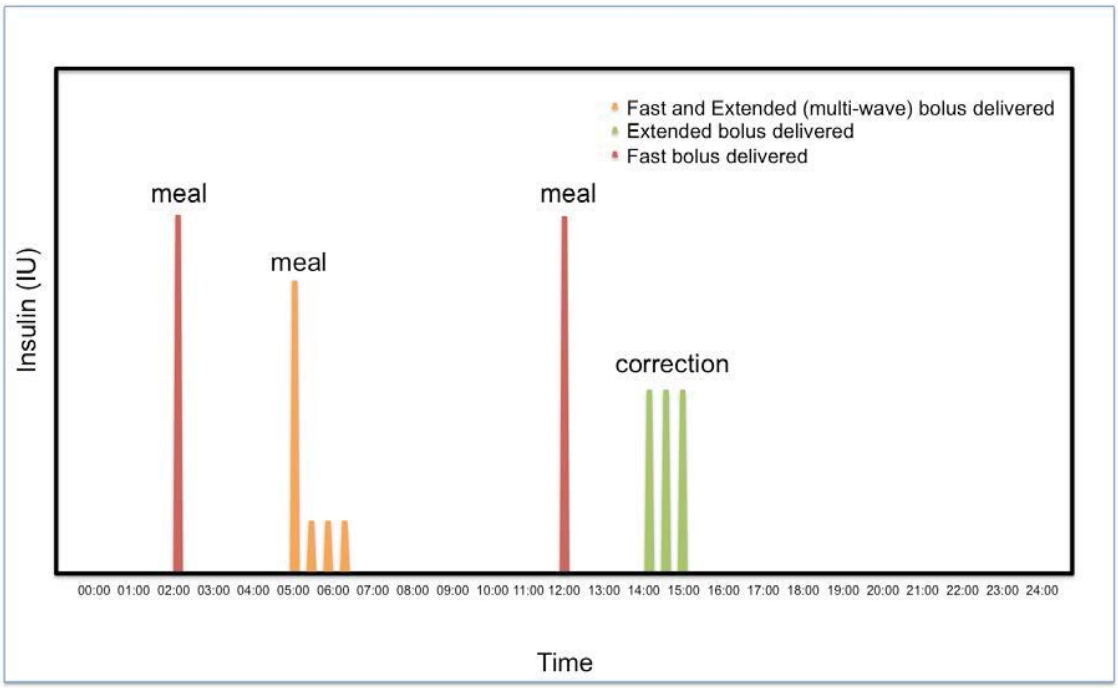

Figure 1—Example of bolus delivered

5.3.5 Basal rate schedule setting

The purpose of a basal rate schedule setting is to define the amount of basal insulin programmed in an insulin pump to be delivered for a specified schedule according to the individually fluctuating physiological needs. One or more basal rate schedule settings form a 24 hour basal profile.

The unit of a basal rate schedule setting is international unit per hour (IU/h).

NOTE—This object represents a device setting and not a measurement value.

5.3.6 Basal profile setting

Insulin pump devices typically offer the option of programming multiple basal profile settings in order to easily meet changing insulin needs (e.g., work day versus weekend).

In the context of continuous subcutaneous insulin infusion (CSII), a basal rate designates the amount of basal insulin programmed to deliver over a specified period of time.

Copyright © 2015 IEEE. All rights reserved.

© IEEE 2015 – All rights reserved

Documents
Document Sharing Hub

Full document details: BS EN ISO 11073-10419:2016

The basal profile setting is a schedule-segment that consists of a series of basal rate schedule settings programmed on the insulin pump device. The basal profile setting has a schedule that typically begins at 12 a.m. and ends at 12 a.m. the following day accumulating a total duration of 24 hours (Figure 2).

Insulin pump devices typically offer the option of programming multiple basal profile settings in order to easily meet changing insulin needs (e.g., work day versus weekend). The basal profile setting will also have a unique identifier specified by the manufacturer to identify a basal profile setting.

If an insulin pump device supports programming basal profile settings, an active basal profile setting can be selected.

NOTE—This object represents a device setting and not a measurement value.

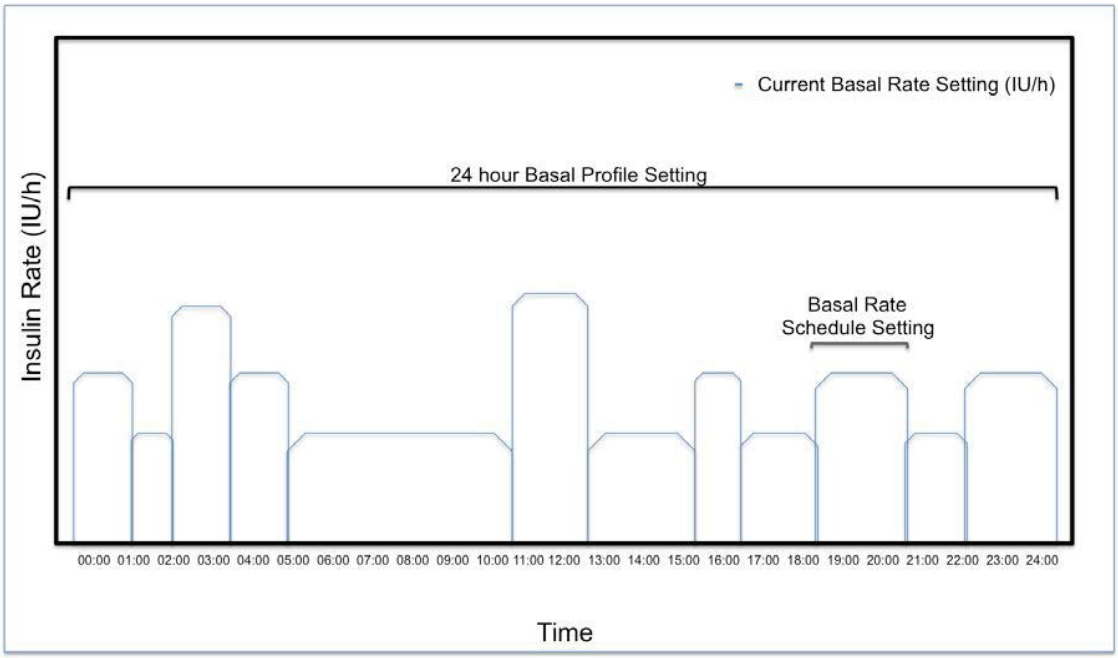

Figure 2—Example of basal profile setting consisting of basal rate schedule settings

5.3.7 Current basal rate setting

The current basal rate setting represents the most recent basal rate to be delivered by the pump and is reported before the pump delivers the basal rate. Current basal rate setting may be initiated by a programmed basal profile or a temporary basal rate adjustment made by the user.

A basal profile is a scheduled sequence of basal rate schedule settings programmed on the insulin device. The active basal profile and current time may define the current basal rate setting.

Alternatively, a user may initiate a temporary basal rate adjustment as a result of a temporarily changed need. This adjustment remains active for a defined period of time and afterwards the current basal rate

Copyright © 2015 IEEE. All rights reserved.

© IEEE 2015 – All rights reserved

Documents
Document Sharing Hub

Full document details: BS EN ISO 11073-10419:2016

setting will revert to the programmed basal profile. The temporary basal rate setting can be initiated by a *relative* or an *absolute* adjustment.

A *relative* temporary basal rate setting applies a dimensionless scaling factor to the current basal rate for the active basal profile. Therefore if the relative temporary basal rate is active, the rate delivery equals the value of the reference factor multiplied by the basal rates given by the active basal profile for a given period of time. A relative temporary basal rate shall be the calculated rate after applying the scaling factor.

An *absolute* temporary basal rate setting overrides the basal rates given by the active basal rate profile for a given period of time. Therefore, if the absolute temporary basal rate is active, the rate delivery equals the value of the absolute temporary basal rate for a given period of time.

This standard assumes that the effective delivery of basal insulin can be represented or approximated by discrete values of constant delivery rate over time. This standard assumes that the temporary basal rate setting overrides the basal rates given by the active basal rate profile. Therefore, if the temporary basal rate (either relative or absolute) is active, the rate of the actual basal insulin delivery equals the value of the temporary basal rate. The unit of the delivery rate is international unit per hour (IU/h).

NOTE—This object represents a device setting and not a measurement value.

5.3.8 Basal delivered

The basal delivered measurement represents the amount of insulin effectively delivered as a basal by an insulin pump and is reported after the pump has delivered the basal. An insulin pump device commonly utilizes semi-continuous infusion and incrementally injects discrete amounts (often called a *micro-bolus*) of insulin to satisfy the current basal rate setting (Figure 3). The insulin pump is responsible for determining the frequency of the basal amount to be reported (e.g., insulin pump may report the amount of insulin delivered at the end of a basal rate or intermittently as micro-boluses).

The measurement represents the delivered amount of basal insulin and can be described as a programmed basal rate, basal rate set by a controller, a temporary absolute basal, temporary relative basal, or undetermined basal rate. The unit for the basal delivered measurement is international unit (IU).

Copyright © 2015 IEEE. All rights reserved.

© IEEE 2015 – All rights reserved

Documents
Document Sharing Hub

Full document details: BS EN ISO 11073-10419:2016

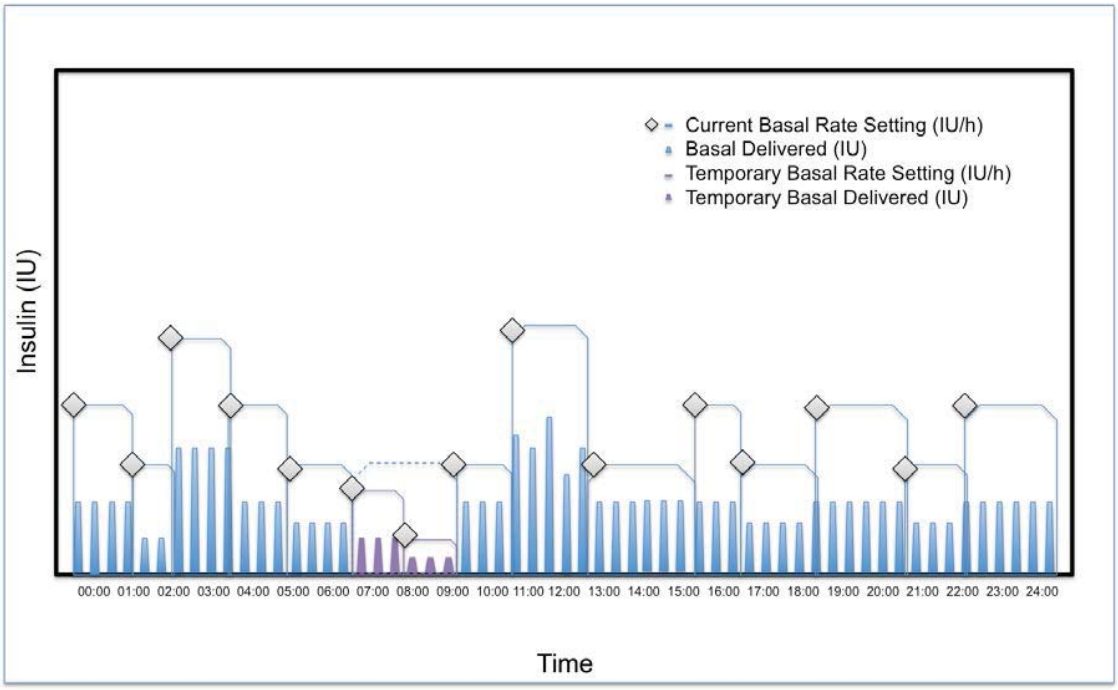

Figure 3—Example of basal rate setting and basal delivered

5.3.9 Insulin reservoir remaining

The insulin reservoir remaining measurement represents the amount of insulin remaining in the reservoir. The reservoir holds insulin inside the insulin pump and can have varying capacity. As the pump delivers insulin, the insulin amount in the reservoir decreases. When the reservoir is empty, users typically refill and insert a new reservoir into the insulin pump. The insulin pump is responsible for determining the frequency of the insulin reservoir remaining amount to be reported (e.g., the insulin reservoir remaining may be reported at the same time as the bolus-delivered or basal-delivered measurements).

The measurement represents the amount of insulin remaining in the reservoir. The unit for the insulin reservoir remaining is international unit (IU).

5.3.10 Insulin concentration

The insulin concentration measurement represents the concentration of insulin in the reservoir. Normally it is specified as the amount of insulin in international units per milliliter of insulin solution. For example, U100 designates an insulin concentration of 100 international units per milliliter of insulin solution.

The measurement represents the insulin concentration. The unit for the insulin concentration is international unit per milliliter (IU/mL).

Copyright © 2015 IEEE. All rights reserved.

© IEEE 2015 – All rights reserved

Documents
Document Sharing Hub

Full document details: BS EN ISO 11073-10419:2016

5.3.11 Insulin to carbohydrate ratio profile settings

This represents the patient's insulin to carbohydrate ratio (I:CHO), which is the amount of carbohydrate covered or disposed of by a 1 IU of insulin.

Insulin pump devices may offer the option of storing multiple insulin to carbohydrate ratios as a patient may have varying ratios specific to a time of day or type of meal. The unit for the insulin to carbohydrate ratio profile setting is grams (g).

NOTE—This object represents a device setting and not a measurement value.

5.3.12 Insulin sensitivity factor profile settings

This represents the patient's insulin sensitivity factor (ISF) or sometimes referred to as a *correction factor*, which is an estimated amount of blood glucose reduced by a single unit of insulin.

Insulin pump devices may offer the option of storing multiple insulin sensitivity factors as a patient may have varying factors specific to the time of day. The unit for the insulin sensitivity factor profile setting is millimole/liter (mmol/L) or milligrams/deciliter (mg/dL).

NOTE—This object represents a device setting and not a measurement value.

5.3.13 Operational status

The *operational status* represents the operation and therapy conditions of the insulin pump device. Operational conditions are Off, Stand-By, Preparing, Priming, Waiting, Ready, and Undetermined. Therapy conditions are Pause, Stop, and Run.

5.3.14 PHD DM status

The *PHD DM status* allows generic notification handling for personal health devices. The status of the device is represented in a number of bit flags covering warning, error, service, and undetermined statuses. Changes in status are sent as events notifying the manager.

This represents a generic notification mechanism for a device to report warnings, errors, and other abnormal statuses to a manager that may provide visibility of these status change events to the user.

5.3.15 Insulin pump status

The *insulin pump status* represents the specific notifications given by the insulin pump for handling, warnings, errors, reminders, or confirmations to user-initiated events meant to provide visibility of events to the user and manufacture.

5.4 Stored data

As stated in 5.3.1, an insulin pump may be used over several months of operation without being connected to a manager to send its data. Once an insulin pump is connected to a manager, the manager is able to select

Copyright © 2015 IEEE. All rights reserved.

© IEEE 2015 – All rights reserved

Documents
Document Sharing Hub

Full document details: BS EN ISO 11073-10419:2016

which of the agent's stored measurements or observations to retrieve. Depending on the agent's capabilities to organize its data into clusters of chronologically contiguous data, the manager may also select the time ranges of the stored data to retrieve. The agent then transmits the manager's selection in one or several blocks of messages for processing by a manager or other processing apparatus. The manager may also be able to choose a set of data clusters for deletion.

5.5 Scheduled data

An insulin pump may have the ability to program scheduled events such as basal profile settings, insulin to carbohydrate ratio profile settings, and insulin sensitivity factor profile settings. These scheduled data provide information about the actions or events and time points that the actions or events occur. Once an insulin pump is connected to a manager, the manager is able to select which of the agent's scheduled data to retrieve. The agent then transmits the manager's selection in one or several blocks of messages for processing by a manager or other processing apparatus. The manager may also be able to choose a set of data clusters for deletion.

6. Insulin pump domain information model

6.1 Overview

This clause describes the domain information model of the insulin pump.

6.2 Class extensions

In this standard, no class extensions are defined with respect to IEEE Std 11073-20601-2014.

6.3 Object instance diagram

The metric object instance diagram of the insulin pump domain information model, defined for the purposes of this standard, is shown in Figure 4.

The objects of the DIM, as shown in Figure 4, are described in 6.6 through 6.11. This includes the medical device system (MDS) object (see 6.6), the numeric objects (see 6.7), the real-time sample array (RT-SA) objects (see 6.8), the enumeration objects (see 6.9), the persistent metric–store (PM-store) objects (see 6.10), and the scanner objects (see 6.11). See 6.14 for rules for extending the insulin pump information model beyond elements as described in this standard. Each clause that describes an object of the insulin pump contains the following information:

— The nomenclature code used to identify the class of the object. One example where this code is used is the configuration event, where the object class is reported for each object. This allows the manager to determine whether the class of the object being specified is a numeric, real-time sample array, enumeration, scanner, or PM-store class.

— The attributes of the object. Each object has attributes that represent and convey information on the physical device and its data sources. Each object has a handle attribute that identifies the object instance within an agent. Attribute values are accessed and modified using methods such as GET and SET. Attribute types are defined using ASN.1. The ASN.1 definitions for new attribute types

Copyright © 2015 IEEE. All rights reserved.

© IEEE 2015 – All rights reserved

Documents
Document Sharing Hub

Full document details: BS EN ISO 11073-10419:2016

specific to this standard are in Annex B, and the ASN.1 definitions for existing attribute types referenced in this standard are in IEEE Std 11073-20601-2014.

— The methods available on the object.

— The potential events generated by the object. The data are sent to the manager using events.

— The available services such as getting or setting attributes.

The attributes for each class are defined in tables that specify the name of the attribute, its value, and its qualifier. The qualifiers mean:

— M: attribute is mandatory,

— C: attribute is conditional and depends on the condition stated in the Remark or Value column (if IEEE Std 11073-20601-2014 is referenced, then it contains the conditions),

— R: attribute is recommended,

— NR: attribute is not recommended, and

— O: attribute is optional.

Mandatory attributes shall be implemented by an agent. Conditional attributes shall be implemented if the condition applies and may be implemented otherwise. Recommended attributes should be implemented by the agent. Not recommended attributes should not be implemented by the agent. Optional attributes may be implemented by the agent. For attributes with qualifiers set to R or NR, underlying requirements stated in the Remark and Value column in IEEE Std 11073-20601-2014 shall be followed.

The attributes can be either static, meaning that they shall remain unchanged after the configuration is agreed upon, or dynamic, meaning that the attribute may change at some point after configuration.

Copyright © 2015 IEEE. All rights reserved.

© IEEE 2015 – All rights reserved

Documents
Document Sharing Hub

Full document details: BS EN ISO 11073-10419:2016

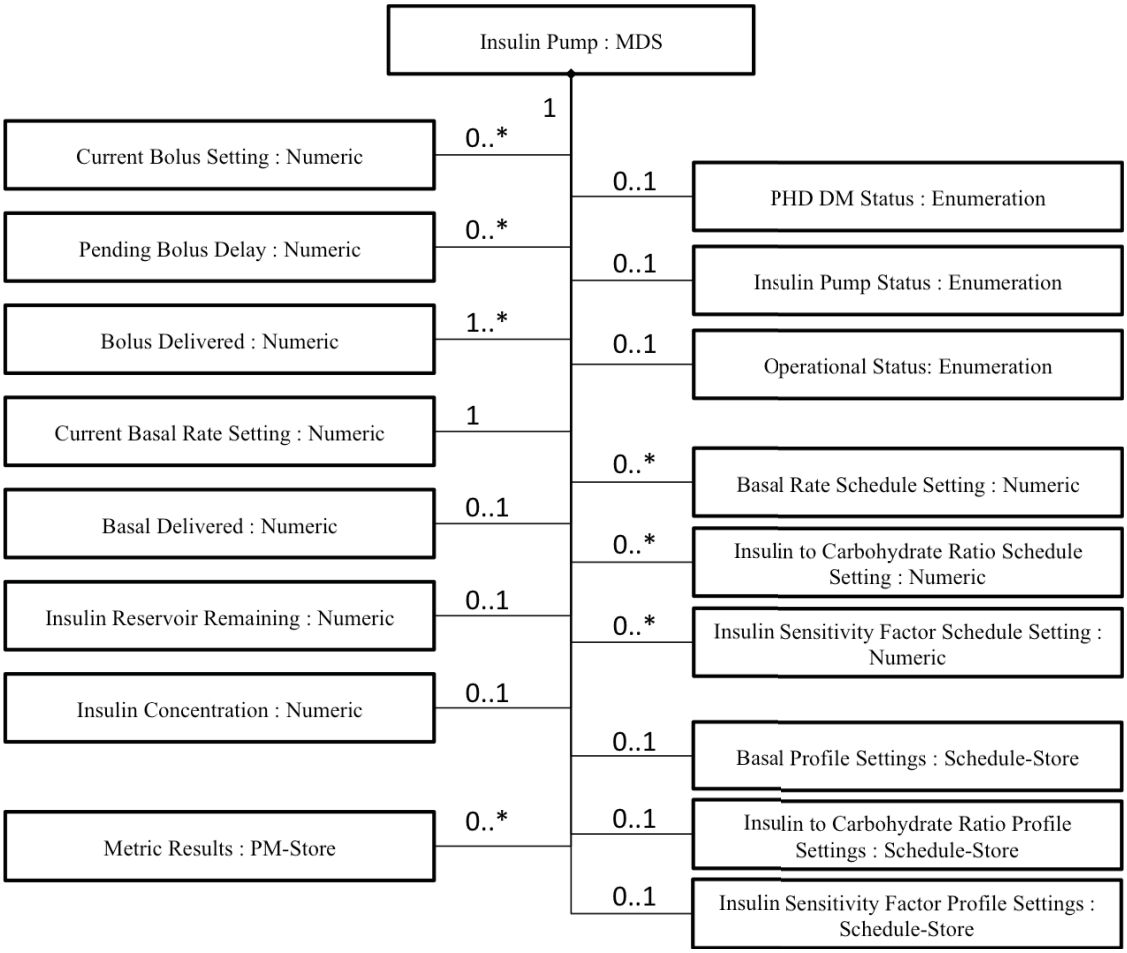

Figure 4—Insulin pump domain information model

6.4 Types of configuration

6.4.1 General

As specified in IEEE Std 11073-20601-2014, there are two styles of configuration available. Subclauses 6.4.2 and 6.4.3 briefly introduce standard and extended configurations.

6.4.2 Standard configuration

Standard configurations are defined in the ISO/IEEE 11073-104zz specializations (such as this standard) and are assigned a well-known identifier (Dev-Configuration-Id). The usage of a standard configuration is negotiated at association time between the agent and the manager. If the manager recognizes and selects to operate using the configuration, then the agent can send measurements immediately. If the manager does not recognize the configuration, the agent provides the configuration prior to transmitting measurement information.

One standard configuration is defined in this standard. The standard configuration 1900 (0x076C) contains the objects bolus delivered (see 6.7.4), and current basal rate setting (see 6.7.5).

Copyright © 2015 IEEE. All rights reserved.

© IEEE 2015 – All rights reserved

Documents
Document Sharing Hub

Full document details: BS EN ISO 11073-10419:2016

6.4.3 Extended configuration

In extended configurations, the agent's configuration is not predefined in a standard. The agent determines the objects, attributes, and values that to be used in a configuration and assigns a configuration identifier. When the agent associates with a manager, an acceptable configuration is negotiated. Typically, the manager does not recognize the agent's configuration on the first connection, so the manager responds that the agent needs to send its configuration information as a configuration event report. If, however, the manager recognizes the configuration, either because it was preloaded in some way or the agent had previously associated with the manager, then the manager responds that the configuration is known and no further configuration information needs to be sent.

6.5 Profiles

6.5.1 General

A profile further constrains the objects, services, and communication model of a specialization. By profiling the device specialization, the standard provides more guidance on the specific mandatory objects that shall be implemented, the objects that are optional, and the objects that are not required. This standard does not define profiles for the insulin pump device.

6.6 Medical device system object

6.6.1 MDS object attributes

Table 1 summarizes the attributes of the insulin pump MDS object. The nomenclature code to identify the MDS class is MDC_MOC_VMS_MDS_SIMP.

Table 1—MDS object attributes

Attribute name	Value	Qualifier
Handle	0	M
System-Type	Attribute not present. See IEEE Std 11073-20601-2014.	C
System-Type-Spec-List	{MDC_DEV_SPEC_PROFILE_INSULIN_PUMP, 1}.	M
System-Model	{"Manufacturer","Model"}	M
System-Id	Extended unique identifier (64-bits) (EUI-64)	M
Dev-Configuration-Id	Standard config: 0x076C (1900) Extended configs: 0x4000-0x7FFF	M
Attribute-Value-Map	See IEEE Std 11073-20601-2014.	C
Production-Specification	See IEEE Std 11073-20601-2014.	O
Mds-Time-Info	See IEEE Std 11073-20601-2014.	C
Date-and-Time	See IEEE Std 11073-20601-2014.	C
Base-Offset-Time	See IEEE Std 11073-20601-2014.	M
Relative-Time	See IEEE Std 11073-20601-2014.	C
HiRes-Relative-Time	See IEEE Std 11073-20601-2014.	C
Date-and-Time-Adjustment	See IEEE Std 11073-20601-2014.	C
Power-Status	*onBattery* or *onMains*	R
Battery-Level	See IEEE Std 11073-20601-2014.	R
Remaining-Battery-Time	See IEEE Std 11073-20601-2014.	R
Reg-Cert-Data-List	See IEEE Std 11073-20601-2014.	O
Confirm-Timeout	See IEEE Std 11073-20601-2014.	O

NOTE—See IEEE Std 11073-20601-2014 for information on whether an attribute is static or dynamic.

Copyright © 2015 IEEE. All rights reserved.

© IEEE 2015 – All rights reserved

Documents
Document Sharing Hub

Full document details: BS EN ISO 11073-10419:2016

In the response to a Get MDS Object command, only implemented attributes and their corresponding values are returned.

See IEEE Std 11073-20601-2014 for descriptive explanations of the individual attributes as well as for information on attribute ID and attribute type.

The Dev-Configuration-Id attribute holds a locally unique 16-bit identifier that identifies the device configuration. For an insulin pump agent with extended configuration, this identifier is chosen in the range of extended-config-start to extended-config-end (see IEEE Std 11073-20601-2014) as shown in Table 1.

The agent sends the Dev-Configuration-Id during the Associating state (see 8.3) to identify its configuration for the duration of the association. If the manager already holds the configuration information relating to the Dev-Configuration-Id, it recognizes the Dev-Configuration-Id and the Configuring state (see 8.4) is skipped, and the agent and manager then enter the Operating state. If the manager does not recognize the Dev-Configuration-Id, the agent and manager enter the Configuring state.

If an agent implements multiple ISO/IEEE 11073-104zz specializations, System-Type-Spec-List is a list of type/version pairs, each referencing the respective device specialization and version of that specialization.

6.6.2 MDS object methods

Table 2 defines the methods (actions) of the MDS object. These methods are invoked using the Action service. In Table 2, the Subservice type name column defines the name of the method; the Mode column defines whether the method is invoked as an unconfirmed action (i.e., roiv-cmip-action from IEEE Std 11073-20601-2014) or a confirmed action (i.e., roiv-cmip-confirmed-action); the Subservice type (action-type) column defines the nomenclature code to use in the action-type field of an action request and response (see IEEE Std 11073-20601-2014); the Parameters (action-info-args) column defines the associated ASN.1 data structure (see IEEE Std 11073-20601-2014 for ASN.1 definitions) to use in the action message for the action-info-args field of the request; and the Results (action-info-args) column defines the structure to use in the action-info-args of the response.

Table 2—MDS object methods

Service	Subservice type name	Mode	Subservice type (action-type)	Parameters (action-info-args)	Results (action-info-args)
ACTION	Set-Time	Confirmed	MDC_ACT_SET_TIME	SetTimeInvoke	—
ACTION	Set-Base-Offset-Time	Confirmed	MDC_ACT_SET_BO_TIME	SetBOTimeInvoke	—

— **Set-Time**
This method allows the manager to set a real-time clock in the agent with the absolute time. The agent indicates whether the Set-Time command is valid using the mds-time-capab-set-clock bit in the Mds-Time-Info attribute (see IEEE Std 11073-20601-2014).

If the agent supports the Absolute-Time-Stamp attribute, this method shall be implemented.

— **Set-Base-Offset-Time**
This method allows the manager to set a real-time clock in the agent with the base time and offset. The agent indicates whether the Set-Base-Offset-Time command is valid using the mds-time-capab-set-clock bit in the Mds-Time-Info attribute (see IEEE Std 11073-20601-2014).

If the agent supports the Base-Offset-Time-Stamp attribute, this method shall be implemented.

Copyright © 2015 IEEE. All rights reserved.

© IEEE 2015 – All rights reserved

Documents
Document Sharing Hub

Full document details: BS EN ISO 11073-10419:2016

Agents following only this device specialization and no others shall send event reports using agent initiated measurement data transmission. Agents following this device specialization as well as others shall send event reports in the appropriate fashion. During the association procedure (see 8.3), data-req-mode-capab shall be set to the appropriate value for the event report style. As a result, the manager shall assume the insulin pump agent does not support any of the MDS-Data-Request features (see IEEE Std 11073-20601-2014 for additional information). Thus, implementation of the MDS-Data-Request method/action is not required in this standard and is not shown in Table 2.

6.6.3 MDS object events

Table 3 defines the events that can be sent by the insulin pump MDS object.

Table 3—Insulin pump MDS object events

Service	Subservice type name	Mode	Subservice type (event-type)	Parameters (event-info)	Results (event-reply-info)
EVENT REPORT	MDS-Configuration-Event	Confirmed	MDC_NOTI_CONFIG	ConfigReport	ConfigReport Rsp
	MDS-Dynamic-Data-Update-Var	Confirmed	MDC_NOTI_SCAN_REPORT_VAR	ScanReportInfoVar	—
	MDS-Dynamic-Data-Update-Fixed	Confirmed	MDC_NOTI_SCAN_REPORT_FIXED	ScanReportInfoFixed	—
	MDS-Dynamic-Data-Update-MP-Var	Confirmed	MDC_NOTI_SCAN_REPORT_MP_VAR	ScanReportInfoMP Var	—
	MDS-Dynamic-Data-Update-MP-Fixed	Confirmed	MDC_NOTI_SCAN_REPORT_MP_FIXED	ScanReportInfoMP Fixed	—

— **MDS-Configuration-Event**
This event is sent by the insulin pump agent during the configuring procedure if the manager does not already know the insulin pump agent's configuration from past associations or because the manager has not been implemented to recognize the configuration according to the insulin pump device specialization. The event provides static information about the supported measurement capabilities of the insulin pump agent.

— **MDS-Dynamic-Data-Update-Var**
This event provides dynamic measurement data from the insulin pump agent for the numeric and enumeration objects. These data are reported using a generic attribute list variable format. The event is sent as an unsolicited message by the agent (i.e., an agent-initiated measurement data transmission). See 8.5.3 for more information on unsolicited event reporting.

— **MDS-Dynamic-Data-Update-Fixed**
This event provides dynamic measurement data from the insulin pump agent for the numeric and enumeration objects. These data are reported in the fixed format defined by the Attribute-Value-Map attribute of the objects. The event is sent as an unsolicited message by the agent (i.e., an agent-initiated measurement data transmission). See 8.5.3 for more information on unsolicited event reporting.

Copyright © 2015 IEEE. All rights reserved.

Documents
Document Sharing Hub
© IEEE 2015 – All rights reserved

Full document details: BS EN ISO 11073-10419:2016

— **MDS-Dynamic-Data-Update-MP-Var**
This is the same as MDS-Dynamic-Data-Update-Var but allows inclusion of data from multiple people.

— **MDS-Dynamic-Data-Update-MP-Fixed**
This is the same as MDS-Dynamic-Data-Update-Fixed but allows inclusion of data from multiple people.

NOTE—IEEE Std 11073-20601-2014 requires that managers support all of the MDS Object Events listed above.

6.6.4 Other MDS services

6.6.4.1 GET service

An insulin pump agent shall support the GET service, which is provided by the MDS object to retrieve the values of all implemented MDS object attributes. The GET service can be invoked as soon as the insulin pump agent receives the Association Response and moves to the Associated state, including the Operating and Configuring substates.

The manager may request the MDS object attributes of the insulin pump agent; in which case, the manager shall send the "Remote Operation Invoke | Get" message (see roiv-cmip-get in IEEE Std 11073-20601-2014) with the reserved MDS handle value of 0. The insulin pump agent shall report its MDS object attributes to the manager using the "Remote Operation Response | Get" message (see rors-cmip-get in IEEE Std 11073-20601-2014). See Table 4 for a summary of the GET service including some message fields.

Table 4—Insulin pump MDS object GET service

Service	Subservice type name	Mode	Subservice type	Parameters	Results
GET	<na>	<implied confirmed>	<na>	GetArgumentSimple = (obj-handle = 0), attribute-id-list <*optional*>	GetResultSimple = (obj-handle = 0), attribute-list

See 8.5.2 for details on the procedure for getting the MDS object attributes.

6.6.4.2 SET service

The insulin pump specialization does not require an implementation to support the MDS object SET service.

6.7 Numeric objects

6.7.1 General

The insulin pump DIM for metric objects (see Figure 4) contains numeric objects that represent aspects of insulin delivery.

Sometimes, the interpretation of one attribute value in an object depends on other attribute values in the same object. For example, Unit-Code and Unit-LabelString provide context for the observed values. Whenever a contextual attribute changes, the agent shall report these changes to the manager using an MDS object event (see 6.6.3) prior to reporting any of the dependent values.

Copyright © 2015 IEEE. All rights reserved.

© IEEE 2015 – All rights reserved

Documents
Document Sharing Hub

Full document details: BS EN ISO 11073-10419:2016

6.7.2 Current bolus setting

Table 5 summarizes the attributes of the current bolus setting numeric object. The nomenclature code to identify the numeric class is MDC_MOC_VMO_METRIC_NU. The current bolus setting numeric object may be present in the extended configuration.

Table 5—Current bolus setting numeric object attributes

Attribute name	Extended configuration	
	Value	Qualifier
Handle	See IEEE Std 11073-20601-2014.	M
Type	{MDC_PART_PHD_DM | MDC_INS_BOLUS_SETTING}	M
Supplemental-Types	Please see following text in Table 6.	R
Metric-Spec-Small	mss-avail-intermittent | mss-avail-stored-data | mss-upd-aperiodic | mss-acc-manager-initiated | mss-acc-agent-initiated | mss-cat-manual | mss-cat-setting | mss-cat-calculation	M
Metric-Structure-Small	See IEEE Std 11073-20601-2014.	O
Measurement-Status	See IEEE Std 11073-20601-2014.	O
Metric-Id	Please see following text in Table 7.	R
Metric-Id-List	See IEEE Std 11073-20601-2014.	O
Metric-Id-Partition	See IEEE Std 11073-20601-2014.	NR
Unit-Code	Please see following text.	M
Attribute-Value-Map	See IEEE Std 11073-20601-2014.	C
Source-Handle-Reference	See IEEE Std 11073-20601-2014.	NR
Label-String	See IEEE Std 11073-20601-2014.	O
Unit-Label String	See IEEE Std 11073-20601-2014.	O
Absolute-Time-Stamp	See IEEE Std 11073-20601-2014.	C
Base-Offset-Time-Stamp	See IEEE Std 11073-20601-2014.	R
Relative-Time-Stamp	See IEEE Std 11073-20601-2014.	C
HiRes-Time-Stamp	See IEEE Std 11073-20601-2014.	C
Measure-Active-Period	Please see following text.	O
Simple-Nu-Observed-Value	See IEEE Std 11073-20601-2014.	C
Compound-Simple-Nu-Observed-Value	See IEEE Std 11073-20601-2014.	NR
Basic-Nu-Observed-Value	See IEEE Std 11073-20601-2014.	R
Compound-Basic-Nu-Observed-Value	See IEEE Std 11073-20601-2014.	C
Nu-Observed-Value	See IEEE Std 11073-20601-2014.	C
Compound-Nu-Observed-Value	See IEEE Std 11073-20601-2014.	C
Accuracy	See IEEE Std 11073-20601-2014.	NR

NOTE 1—See IEEE Std 11073-20601-2014 for information on whether an attribute is static or dynamic.

NOTE 2—See 6.3 for a description of the qualifiers.

The value reported in this object is the amount of insulin requested to be delivered as a bolus and is reported before the pump delivers the bolus. Only non-negative numbers shall be used.

An insulin pump agent may contain multiple bolus setting objects if it is designed to transmit multiple modalities of bolus delivery, in which case the modality shall be denoted in the Supplemental-Type attribute.

The Supplemental-Types attribute is used to distinguish the modality and the reason for delivering a bolus of insulin. Table 6 represents the possible values to express a fast or extended bolus delivery mode as well as correction or meal bolus delivery reason.

Certain combinations of Supplemental-Types are allowed. If it is desired to express that a meal bolus was delivered as a fast bolus, the SupplementalTypesList structure of the Supplemental-Types attribute should

Copyright © 2015 IEEE. All rights reserved.

© IEEE 2015 – All rights reserved

Documents
Document Sharing Hub

Full document details: BS EN ISO 11073-10419:2016

contain the two values MDC_INS_BOLUS_MEAL and MDC_INS_BOLUS_FAST. Similarly, a correction bolus delivered as an extended bolus should contain MDC_INS_BOLUS_CORR and MDC_INS_BOLUS_EXT in the SupplementalTypesList.

The modality values MDC_INS_BOLUS_FAST and MDC_INS_BOLUS_EXT shall not be combined in the SupplementalTypesList describing the bolus context. However, a multi-wave bolus modality may be represented by reporting separate current bolus setting objects with MDC_INS_BOLUS_FAST and MDC_INS_BOLUS_EXT at the same time.

It is not recommended to combine reason values MDC_INS_BOLUS_MEAL and MDC_INS_BOLUS_CORR in the SupplementalTypesList.

If an acceptable, existing nomenclature term is not available, MDC_INS_BOLUS_UNDETERMINED shall be used.

Table 6—Bolus context

Type	Definition
MDC_INS_BOLUS_FAST	Bolus insulin delivered as fast bolus
MDC_INS_BOLUS_EXT	Bolus insulin delivered as an extended bolus
MDC_INS_BOLUS_CORR	Bolus insulin delivered for a correction
MDC_INS_BOLUS_MEAL	Bolus insulin delivered for a meal
MDC_INS_BOLUS_UNDETERMINED	Undetermined bolus

The Metric-ID attribute is used to distinguish the bolus setting source and described in Table 7.

If an acceptable, existing nomenclature term is not available, MDC_INS_BOLUS_OTHER shall be used.

Table 7—Bolus source

Type	Definition
MDC_INS_BOLUS_MANUAL	Manual, user defined bolus
MDC_INS_BOLUS_RECOMMENDED	Recommended bolus (e.g., bolus calculator)
MDC_INS_BOLUS_MANUAL_CHANGE	Recommended bolus changed by a user
MDC_INS_BOLUS_COMMANDED	Commanded bolus (e.g., AP controller)
MDC_INS_BOLUS_OTHER	Other source of bolus

The Unit-Code attribute shall be MDC_DIM_INTL_UNIT or MDC_DIM_INTL_UNIT_PER_HR, as appropriate (e.g., an MDC_INS_BOLUS_FAST shall use MDC_DIM_INTL_UNIT and an MDC_INS_BOLUS_EXT shall use MDC_DIM_INTL_UNIT_PER_HR).

The Measure-Active-Period attribute shall be used with the MDC_INS_BOLUS_EXT to describe the time duration of the extended bolus setting.

The current bolus setting numeric object does not support any methods, events, or other services.

See IEEE Std 11073-20601-2014 for descriptive explanations on the individual attributes as well as for information on attribute ID and attribute type.

6.7.3 Pending bolus delay

Table 8 summarizes the attributes of the pending bolus delay numeric object. The nomenclature code to identify the numeric class is MDC_MOC_VMO_METRIC_NU. The pending bolus delay numeric object may be present in the extended configuration.

Copyright © 2015 IEEE. All rights reserved.

© IEEE 2015 – All rights reserved

Documents
Document Sharing Hub

Full document details: BS EN ISO 11073-10419:2016

Table 8—Pending bolus delay numeric object attributes

Attribute name	Extended configuration	
	Value	Qualifier
Handle	See IEEE Std 11073-20601-2014.	M
Type	{MDC_PART_PHD_DM | MDC_INS_BOLUS_PENDING_DELAY}	M
Supplemental-Types	See IEEE Std 11073-20601-2014.	NR
Metric-Spec-Small	mss-avail-intermittent | mss-avail-stored-data | mss-upd-aperiodic | mss-acc-manager-initiated | mss-acc-agent-initiated | mss-cat-manual | mss-cat-setting	M
Metric-Structure-Small	See IEEE Std 11073-20601-2014.	O
Measurement-Status	See IEEE Std 11073-20601-2014.	O
Metric-Id	See IEEE Std 11073-20601-2014.	NR
Metric-Id-List	See IEEE Std 11073-20601-2014.	NR
Metric-Id-Partition	See IEEE Std 11073-20601-2014.	NR
Unit-Code	MDC_DIM_MIN or MDC_DIM_SEC	M
Attribute-Value-Map	See IEEE Std 11073-20601-2014.	C
Source-Handle-Reference	Please see following text.	R
Label-String	See IEEE Std 11073-20601-2014.	O
Unit-Label String	See IEEE Std 11073-20601-2014.	O
Absolute-Time-Stamp	See IEEE Std 11073-20601-2014.	C
Base-Offset-Time-Stamp	See IEEE Std 11073-20601-2014.	R
Relative-Time-Stamp	See IEEE Std 11073-20601-2014.	C
HiRes-Time-Stamp	See IEEE Std 11073-20601-2014.	C
Measure-Active-Period	See IEEE Std 11073-20601-2014.	NR
Simple-Nu-Observed-Value	See IEEE Std 11073-20601-2014.	C
Compound-Simple-Nu-Observed-Value	See /IEEE Std 11073-20601-2014.	C
Basic-Nu-Observed-Value	See IEEE Std 11073-20601-2014.	M
Compound-Basic-Nu-Observed-Value	See IEEE Std 11073-20601-2014.	C
Nu-Observed-Value	See IEEE Std 11073-20601-2014.	C
Compound-Nu-Observed-Value	See IEEE Std 11073-20601-2014.	C
Accuracy	See IEEE Std 11073-20601-2014.	NR

NOTE 1—See IEEE Std 11073-20601-2014 for information on whether an attribute is static or dynamic.

NOTE 2—See 6.3 for a description of the qualifiers.

The value reported in this object is the amount of time between programming a bolus and the actual bolus delivered. Only non-negative numbers shall be used.

If the Source-Handle-Reference is defined, it should point to the current bolus setting object.

The pending bolus delay numeric object does not support any methods, events, or other services.

See IEEE Std 11073-20601-2014 for descriptive explanations on the individual attributes as well as for information on attribute ID and attribute type.

6.7.4 Bolus delivered

Table 9 summarizes the attributes of the bolus delivered numeric object. The nomenclature code to identify the numeric class is MDC_MOC_VMO_METRIC_NU. The bolus delivered numeric object shall be supported by an insulin pump agent.

Copyright © 2015 IEEE. All rights reserved.

© IEEE 2015 – All rights reserved

Documents
Document Sharing Hub

Full document details: BS EN ISO 11073-10419:2016

Table 9—Bolus delivered numeric object attributes

Attribute name	Extended configuration		Standard configuration (Dev-Configuration-Id = 0x076C)	
	Value	Qualifier	Value	Qualifier
Handle	See IEEE Std 11073-20601-2014.	M	1	M
Type	{MDC_PART_PHD_DM | MDC_INS_BOLUS}	M	{MDC_PART_PHD_DM | MDC_INS_BOLUS}	M
Supplemental-Types	Please see following text in Table 10.	R	Attribute not initially present. If present follow IEEE Std 11073-20601-2014. Please see following text in Table 10.	O
Metric-Spec-Small	mss-avail-intermittent | mss-avail-stored-data | mss-upd-aperiodic | mss-msmt-aperiodic | mss-acc-manager-initiated | mss-acc-agent-initiated | mss-cat-calculation	M	mss-avail-intermittent | mss-avail-stored-data | mss-upd-aperiodic | mss-msmt-aperiodic | mss-acc-manager-initiated | mss-acc-agent-initiated | mss-cat-calculation	M
Metric-Structure-Small	See IEEE Std 11073-20601-2014.	O	Attribute not initially present. If present follow IEEE Std 11073-20601-2014.	O
Measurement-Status	See IEEE Std 11073-20601-2014.	O	Attribute not initially present. If present follow IEEE Std 11073-20601-2014.	O
Metric-Id	See IEEE Std 11073-20601-2014. Please see following text.	O	Attribute not initially present. If present follow IEEE Std 11073-20601-2014. Please see following text.	O
Metric-Id-List	See IEEE Std 11073-20601-2014.	O	Attribute not initially present. If present follow IEEE Std 11073-20601-2014.	C
Metric-Id-Partition	See IEEE Std 11073-20601-2014.	NR	Attribute not initially present. If present follow IEEE Std 11073-20601-2014.	NR
Unit-Code	MDC_DIM_INTL_UNIT	M	MDC_DIM_INTL_UNIT	M
Attribute-Value-Map	See IEEE Std 11073-20601-2014.	C	MDC_ATTR_NU_VAL_OBS_BASIC, then MDC_ATTR_TIME_STAMP_BO	M
Source-Handle-Reference	See IEEE Std 11073-20601-2014. Please see following text.	R	Attribute not initially present. If present follow IEEE Std 11073-20601-2014.	O
Label-String	See IEEE Std 11073-20601-2014.	O	Attribute not initially present. If present follow IEEE Std 11073-20601-2014.	O
Unit-Label String	See IEEE Std 11073-20601-2014.	O	Attribute not initially present. If present follow IEEE Std 11073-20601-2014.	O
Absolute-Time-Stamp	See IEEE Std 11073-20601-2014.	C	Attribute not initially present. If present follow IEEE Std 11073-20601-2014.	C
Base-Offset-Time-Stamp	See IEEE Std 11073-20601-2014.	R	If fixed format is used and the standard configuration is not adjusted, this attribute is mandatory; otherwise, the conditions from ISO/IEEE 11073-20601a-2010 apply.	M
Relative-Time-Stamp	See IEEE Std 11073-20601-2014.	C	Attribute not initially present. If present follow IEEE Std 11073-20601-2014.	C

Copyright © 2015 IEEE. All rights reserved.

© IEEE 2015 – All rights reserved

Documents
Document Sharing Hub

Full document details: BS EN ISO 11073-10419:2016