BS ISO 16760:2014

BSI Standards Publication

Graphic technology — Prepress data exchange — Preparation and visualization of RGB images to be used in RGB-based graphics arts workflows

bsi.

...making excellence a habit.™

Document Sharing Hub

Full document details: BS ISO 16760:2014

National foreword

This British Standard is the UK implementation of ISO 16760:2014.

The UK participation in its preparation was entrusted to Technical Committee PAI/43, Graphic technology.

A list of organizations represented on this committee can be obtained on request to its secretary.

This publication does not purport to include all the necessary provisions of a contract. Users are responsible for its correct application.

© The British Standards Institution 2014. Published by BSI Standards Limited 2014

ISBN 978 0 580 80470 0

ICS 35.240.30; 37.100.99

Compliance with a British Standard cannot confer immunity from legal obligations.

This British Standard was published under the authority of the Standards Policy and Strategy Committee on 31 December 2014.

Amendments issued since publication

Date	Text affected

Documents
Document Sharing Hub

Full document details: BS ISO 16760:2014

INTERNATIONAL STANDARD

ISO 16760

First edition
2014-12-15

Graphic technology — Prepress data exchange — Preparation and visualization of RGB images to be used in RGB-based graphics arts workflows

Technologie graphique — Échange de données pré-impression — Préparation et visualisation d'images RGB à utiliser dans les flux de travail des arts graphiques basés sur le RGB

Reference number
ISO 16760:2014(E)

Documents
Document Sharing Hub

© ISO 2014

Full document details: BS ISO 16760:2014

COPYRIGHT PROTECTED DOCUMENT

© ISO 2014

All rights reserved. Unless otherwise specified, no part of this publication may be reproduced or utilized otherwise in any form or by any means, electronic or mechanical, including photocopying, or posting on the internet or an intranet, without prior written permission. Permission can be requested from either ISO at the address below or ISO's member body in the country of the requester.

ISO copyright office
Case postale 56 • CH-1211 Geneva 20
Tel. + 41 22 749 01 11
Fax + 41 22 749 09 47
E-mail copyright@iso.org
Web www.iso.org

Published in Switzerland

© ISO 2014 – All rights reserved

Documents
Document Sharing Hub

Full document details: BS ISO 16760:2014

Contents

Page

Foreword ... **iv**
Introduction ... **v**
1 Scope ... **1**
2 Normative references ... **1**
3 Terms and definitions ... **1**
4 RGB workflow overview ... **3**
4.1 General ... 3
4.2 RGB Reference Images ... 3
4.2.1 Configuration of RGB workflow ... 3
4.2.2 Setup and calibration ... 4
4.2.3 Operation procedure ... 4
4.2.4 Highlight and shadow point adjustment ... 5
4.2.5 Additional data requirements ... 5
4.3 Print-simulation workflow ... 6
4.3.1 Basic functions of print-simulation workflow ... 6
4.3.2 Ways to achieve basic functions ... 7
5 File format requirements ... **8**
5.1 Data delivery ... 8
5.2 File format extensions ... 8
5.2.1 General ... 8
5.2.2 Tiff file ... 8
5.2.3 JPEG (JFIF and EXIF) ... 9
5.3 XMP data for approval status ... 10
6 RGB Reference Prints ... **11**
6.1 Colour measurement and viewing ... 11
6.2 RGB Reference Print requirements ... 11
6.2.1 Print substrate colour ... 11
6.2.2 Margin information ... 12
6.2.3 Print stability ... 12
6.2.4 RGB digital control strip ... 12
6.3 Regular checks of RGB Reference Printer ... 12
6.3.1 Colour requirements ... 12
6.3.2 Determining aim values ... 13
6.3.3 Reproduction of vignettes ... 13
6.3.4 Uniformity test ... 13
Annex A (informative) **Relationship between highlight and neutral tone value** ... **15**
Annex B (normative) **Viewing condition** ... **17**
Annex C (normative) **RGB Reference Print colour test chart** ... **18**
Annex D (informative) **Key RGB workflow concepts** ... **23**
Annex E (informative) **Example aim values for common rendering options** ... **29**
Annex F (normative) **Media relative measurements** ... **30**
Annex G (normative) **JPEG extension (JPEG-XT) marker segment** ... **32**
Bibliography ... **35**

© ISO 2014 – All rights reserved

Documents
Document Sharing Hub
Full document details: BS ISO 16760:2014

Foreword

ISO (the International Organization for Standardization) is a worldwide federation of national standards bodies (ISO member bodies). The work of preparing International Standards is normally carried out through ISO technical committees. Each member body interested in a subject for which a technical committee has been established has the right to be represented on that committee. International organizations, governmental and non-governmental, in liaison with ISO, also take part in the work. ISO collaborates closely with the International Electrotechnical Commission (IEC) on all matters of electrotechnical standardization.

The procedures used to develop this document and those intended for its further maintenance are described in the ISO/IEC Directives, Part 1. In particular the different approval criteria needed for the different types of ISO documents should be noted. This document was drafted in accordance with the editorial rules of the ISO/IEC Directives, Part 2 (see www.iso.org/directives).

Attention is drawn to the possibility that some of the elements of this document may be the subject of patent rights. ISO shall not be held responsible for identifying any or all such patent rights. Details of any patent rights identified during the development of the document will be in the Introduction and/or on the ISO list of patent declarations received (see www.iso.org/patents).

Any trade name used in this document is information given for the convenience of users and does not constitute an endorsement.

For an explanation on the meaning of ISO specific terms and expressions related to conformity assessment, as well as information about ISO's adherence to the WTO principles in the Technical Barriers to Trade (TBT), see the following URL: Foreword — Supplementary information.

The committee responsible for this document is ISO/TC 130, *Graphic technology*.

© ISO 2014 – All rights reserved
Documents
Document Sharing Hub
Full document details: BS ISO 16760:2014

Introduction

This International Standard provides guidelines for image preparation and print simulation in a graphic arts print workflow using RGB images (RGB workflow).

Digital still camera (DSC) images have now largely replaced film in the prepress stage of graphic arts printing and most images printed originate from digital cameras. Standard document exchange using PDF/X-4 and PDF/X-5 formats supports the use of RGB content and provides a 'late binding' printing solution where colour conversion is performed only when the document is printed. In this way, all of the original image data can be retained and the conversion for print can be optimised based on the original image content, key image attributes, and the available press colour gamut. These standard document formats provide an ideal framework for RGB workflow.

The current best practice for image preparation is to view and adjust images on display. When RGB images are adjusted, proofing mode is selected for a reference printing condition and a calibrated monitor is used. In this way, users can see an accurate preview of the printed result. This workflow is shown in Figure 1.

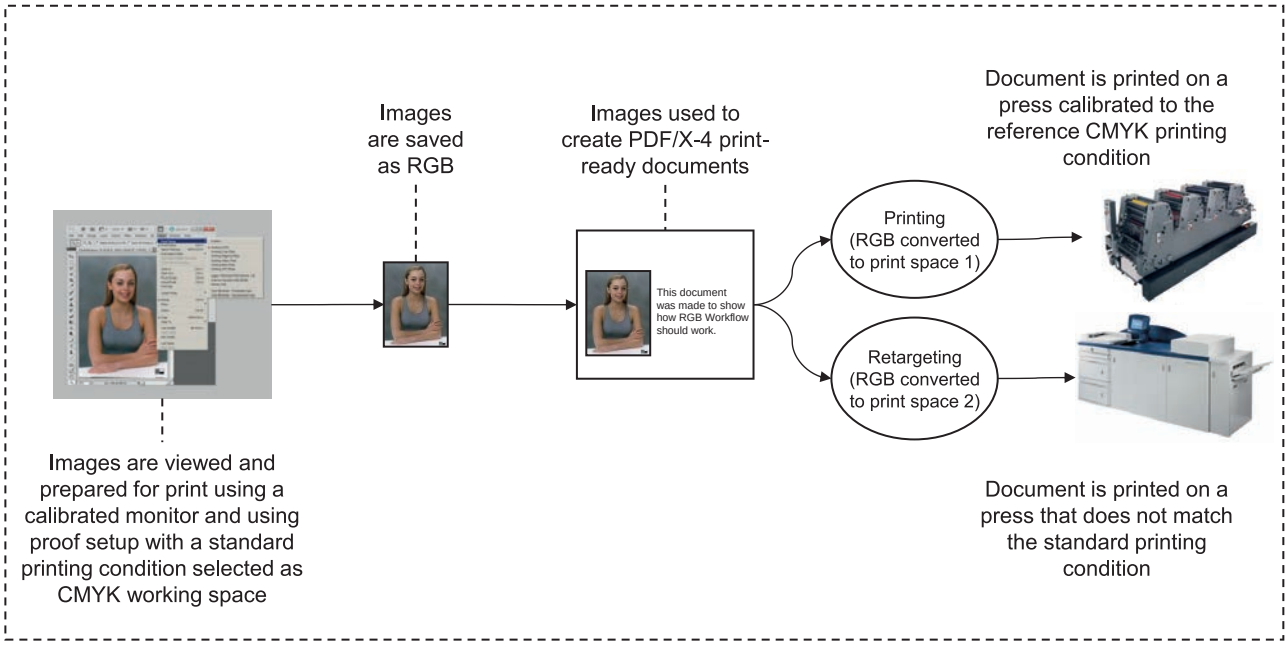

Figure 1 — Current best practice RGB workflow

There are a number of limitations in this workflow:

— Although it is possible to set up a calibrated monitor and viewing environment defined by Adobe RGB (1998) Colour Image Encoding or ISO/IEC 61966-2-1, it is not usually the case that all stakeholders have a calibrated monitor and the same viewing conditions. In the proposed RGB workflow, an RGB Reference Print can be shared easily among stakeholders.

— For inexperienced users, critical colour judgement on screen is harder than on print and so the resulting colour might not be what the user desires. The proposed RGB workflow is described for both experts and inexperienced users.

— The intended printing condition needs to be communicated to every stakeholder by independent means and all users need to know how to set up a viewing environment appropriate to the printing condition. In the proposed RGB workflow, the intended printing condition is included as metadata with the image.

© ISO 2014 – All rights reserved

Documents
Document Sharing Hub
Full document details: BS ISO 16760:2014

— The approval status of an image is not clearly shown. In the proposed RGB workflow, the approval status is included as metadata with the image.

The proposed RGB workflow addresses these limitations as shown in Figure 2. In this RGB workflow, candidate images are printed on an RGB Reference Printer that has been calibrated to produce an accurate simulation of the intended printing condition. These printed images are checked in a controlled print viewing environment and, if necessary, further adjustments are made until the intended print result is achieved. When RGB image files are created and checked in this way, metadata that describes the intended printing condition and the image approval status is added.

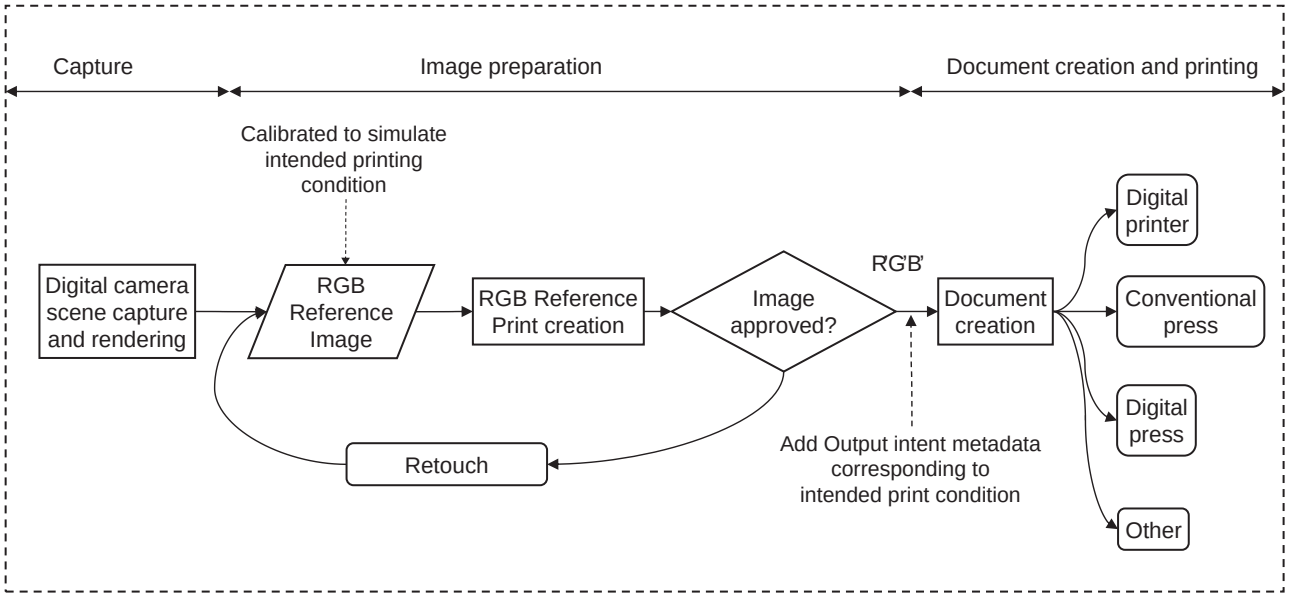

Figure 2 — RGB workflow from scene to printing via RGB image data

Careful preparation of RGB images holds the key to a successful RGB workflow. There are a number of aspects to consider when preparing images for print, including the identification of image highlight and shadow points and the careful mapping of important image colours into the colour gamut of the printing press. Since most printing processes have a significantly different colour gamut size and shape from the set of colours represented in an image, care needs to be taken when editing images so that important colours are retained. This is done most effectively by associating the RGB image with a CMYK press profile. This International Standard describes how to prepare these RGB images. Figure 2 shows the RGB workflow described by this International Standard and R'G'B' is the prepared RGB image.

NOTE For the proposed workflow, although a calibrated soft proof viewing environment is not required, the calibration of a reference printer is required and this print needs to be viewed in a standard calibrated viewing environment. If possible, printers with automatic calibration need to be used in cases where users are not familiar with the calibration process.

When this workflow is adopted, images can be prepared and incorporated in documents which can be printed on multiple printing systems producing prints with a similar appearance.

When the RGB image data are approved based on a hardcopy print, consistent judgement can be made.

This workflow is supported by the PDF/X-4 and PDF/X-5 standard document formats. Documents are expected to be approved using ISO 12647-8 (validation print) or ISO 12647-7 (contract proof).

It is envisaged that printing systems will be developed to produce prints that conform to this International Standard. It can be the case that systems that already conform to the requirements of ISO 12647-8 or ISO 12647-7 will be extended to produce RGB Reference Prints. Such systems will provide an easy means for users to ensure that images and the documents that include these images are printed reliably.

© ISO 2014 – All rights reserved
Documents
Document Sharing Hub
Full document details: BS ISO 16760:2014

This workflow relates to images that are destined for four-colour commercial printing. Photographers need to be aware that alternative file versions of an image can still be required for specialized printing conditions.

Annex D provides further details of key RGB workflow concepts.

© ISO 2014 – All rights reserved

Documents
Document Sharing Hub
Full document details: BS ISO 16760:2014

Documents
Document Sharing Hub

Full document details: BS ISO 16760:2014

INTERNATIONAL STANDARD ISO 16760:2014(E)

Graphic technology — Prepress data exchange — Preparation and visualization of RGB images to be used in RGB-based graphics arts workflows

1 Scope

This International Standard specifies requirements for an RGB workflow for graphic arts printing based on the use of reflection prints (RGB Reference Prints) as the evaluation vehicle for coloured images. It provides guidelines on the creation of print-targeted RGB images (RGB Reference Images) and simulation prints.

This International Standard requires the identification of a pair of ICC profiles for each image: an image profile and a profile describing the reference printing system. These profiles provide individual colour transformations for gamut mapping and colour separation. This International Standard does not provide any guidance as to how these gamut mapping or colour separation transforms can be specified.

2 Normative references

The following documents, in whole or in part, are normatively referenced in this document and are indispensable for its application. For dated references, only the edition cited applies. For undated references, the latest edition of the referenced document (including any amendments) applies.

ISO 3664:2009, *Graphic technology and photography — Viewing conditions*

ISO 11664-4 (CIE S 014-4/E:2007), *Colorimetry — Part 4: CIE 1976 L*a*b* Colour space*

ISO 12234-1, *Electronic still-picture imaging — Removable memory — Part 1: Basic removable-memory model*

ISO 13655, *Graphic technology — Spectral measurement and colorimetric computation for graphic arts images*

ISO 15076-1:2010, *Image technology colour management — Architecture, profile format and data structure — Part 1: Based on ICC.1:2010*

ISO 15790, *Graphic technology and photography — Certified reference materials for reflection and transmission metrology — Documentation and procedures for use, including determination of combined standard uncertainty*

ISO 18619[1)], *Image technology colour management — Black point compensation*

ISO 19445[2)], *Graphic technology — Metadata for graphic arts workflow — XMP metadata for image and document proofing*

ISO/IEC 10918-1, *Information technology — Digital compression and coding of continuous-tone still images: Requirements and guidelines — Part 1*

ISO/CIE 11664-6 (CIE S 014-6/E:2013), *Colorimetry — Part 6: CIEDE2000 Colour-difference formula*

TIFF, Revision 6.0 Final, Adobe Systems Incorporated, June 3, 1992

3 Terms and definitions

For the purposes of this document, the following terms and definitions apply.

1) Under preparation.

2) Under preparation.

© ISO 2014 – All rights reserved

Documents
Document Sharing Hub

Full document details: BS ISO 16760:2014

3.1
RGB colour space
three-component colour encoding defined by a linear transform from CIE XYZ

Note 1 to entry: Such a transform can be specified as a 3 × 3 matrix, and the transform between XYZ and additive RGB is then performed by multiplying by this matrix or its inverse.

Note 2 to entry: Adobe RGB (1998) is an example of an RGB colour space.

3.2
characterized printing condition
printing condition for which process control aims are defined and for which the relationship between input data (printing-tone values, usually CMYK) and the colorimetry of the printed image is documented

Note 1 to entry: The relationship between input data (printing tone values) and the colorimetry of the printed image is commonly referred to as characterization.

Note 2 to entry: It is generally preferred that the process control aims of the printing condition and the associated characterization data be made publicly available via the accredited standards process or industry trade associations.

3.3
colour gamut
solid in a colour space, consisting of all those colours that are: present in a specific scene, artwork, photograph, photomechanical, or other reproduction; or capable of being created using a particular output device and/or medium

[SOURCE: ISO 22028-1:2004, 3.8]

3.4
colour rendering
mapping of image data representing the colour space coordinates of the elements of a scene to output-referred image data representing the colour space coordinates of the elements of a reproduction

Note 1 to entry: Colour rendering generally consists of one or more of the following: compensating for differences in the input and output viewing conditions, tone scale and colour gamut mapping to map the scene colours onto the dynamic range and colour gamut of the reproduction, and applying preference adjustments.

Note 2 to entry: In the terminology defined in ISO 22028-1, some of the transforms described in this International Standard would be better described as colour re-rendering, however, this International Standard does not differentiate between colour rendering and colour re-rendering transforms and uses the term 'colour rendering' for both.

[SOURCE: ISO 22028-1:2004, 3.11]

3.5
highlight point
luminance level or image area corresponding to a reference white in the principal subject area of a scene

Note 1 to entry: Lightness of the objects in the scene are viewed in relation to this reference white. This can be a white "object" such as a piece of paper, a shirt, etc. or some such object which does not even appear in the scene but with which a comparison is made by reference to one's memory of such objects.

Note 2 to entry: Image areas brighter than this point are called highlights. These include specular highlights, diffuse highlights that are more highly illuminated than the principal area and fluorescent colours.

Note 3 to entry: This wording is based on Bartleson and Breneman[22] and Giorgianni and Madden[23].

3.6
output intent
metadata used to communicate the intended printing condition, usually by means of an ICC Profile

© ISO 2014 – All rights reserved
Documents
Document Sharing Hub
Full document details: BS ISO 16760:2014

3.7
prepress
first stage of the graphic technology workflow, prior to printing, that includes all the operations necessary for the preparation of images and image carriers

3.8
RGB Reference Image
RGB image prepared according to this specification which can provide a reliable reference to printed appearance for evaluation by stakeholders

3.9
RGB Reference Print
print of an RGB Reference Image that has been prepared in conformance with this International Standard

3.10
RGB Reference Printer
printing system that is capable of producing RGB Reference Prints

Note 1 to entry: RGB Reference Printers do not use RGB inks but typically use CMYK inks, converting from RGB to CMYK before printing.

3.11
shadow point
luminance level or image area corresponding to a maximum dark point and/or area of a scene that should be reproduced as a dark end of grey gradient on a print or a display

4 RGB workflow overview

4.1 General

RGB images are represented in an RGB colour space such as sRGB or Adobe RGB (1998) and as part of the prepress processing need to be converted to CMYK or similar colour space for printing. It is now standard industry practice to convert to a characterized printing condition, for example, CGA/TS 21-CRPC6, Fogra39, or JapanColor using ICC colour conversion.

NOTE The reference printing conditions that are provided as examples here are for offset lithography; however, the principles of this International Standard apply to all standardised printing conditions.

This Clause describes how to make RGB Reference Images (4.2) and how to make simulation prints (RGB Reference Prints) based on the characterized printing condition (4.3).

4.2 RGB Reference Images

4.2.1 Configuration of RGB workflow

Figure 3 shows image-processing workflow using RGB Reference Images. A process to convert RGB images to RGB Reference Images shall be supported and a process to convert RGB Reference Images to simulation print should be supported.

© ISO 2014 – All rights reserved

Documents
Document Sharing Hub
Full document details: BS ISO 16760:2014

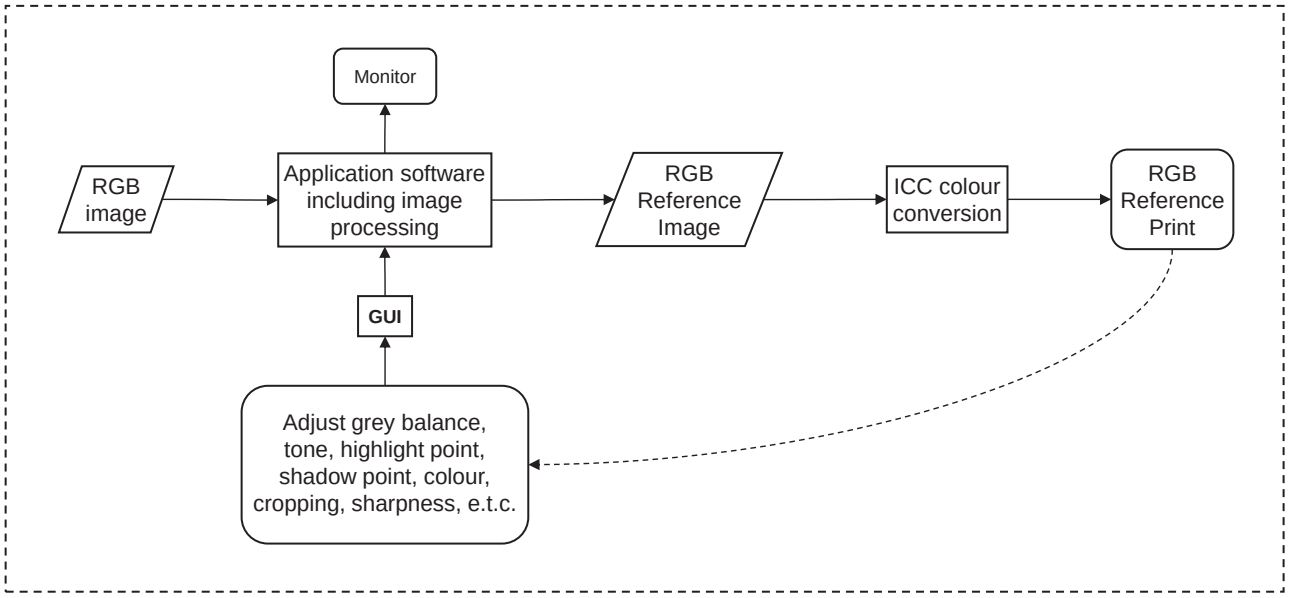

Figure 3 — Image processing workflow for creating RGB reference print

Components of this workflow comprise processing hardware, processing software, and image data files.

Processing hardware comprises a computer, a monitor, and a printer.

Processing software usually comprises operating system software of the computer and application software. These software components shall support ICC profile-based colour management.

Image data files are of two types: "RGB image" which is an unprocessed input image data file (RGB image in Figure 3) and the second 'RGB Reference Image' which is an output image data file prepared for printing (RGB Reference Image in Figure 3). Both images shall be display-referred.

NOTE Examples of display-referred images include images encoded as sRGB and Adobe RGB (1998) (commonly referred to as "Adobe RGB images" and "sRGB images").

4.2.2 Setup and calibration

Setup and calibration of system hardware and software shall be performed prior to its use.

Monitors shall be calibrated and profiled using appropriate hardware and software. Each monitor should have a gamut that can adequately represent the intended print condition(s).

NOTE 1 ISO 12646 and ISO 14861 provide a good reference to ensure that monitors are set up appropriately for soft proofing.

NOTE 2 In some cases, software-based calibration can reduce the number of levels and so it is usually more effective to use hardware calibration where the monitor's physical controls and/or its internal lookup tables are modified, perhaps in conjunction with the graphic card's lookup tables.

Printers shall be calibrated and profiled using appropriate hardware and software to ensure that prints produced meet the aims specified in Clause 6.

4.2.3 Operation procedure

Creation of RGB Reference Images shall be performed as follows.

a) Open input RGB image to be displayed using colour management of system software and application software.

b) Adjust grey balance, highlight point, and shadow point using application software (tone scale).

© ISO 2014 – All rights reserved
Documents
Document Sharing Hub
Full document details: BS ISO 16760:2014

c) Adjust colour to make preferred reproduction.

d) Check print-simulation image on the monitor (optional when an RGB Reference Print is made).

e) Create an RGB Reference Print and view in standard conditions to check image result (optional but highly recommended for inexperienced users).

f) Store RGB Reference Image (R'G'B') and add output-intent tag as specified in 5.2 using application software.

NOTE 1 At step a), the RGB image is likely to be display-referred.

NOTE 2 In some instances, legacy profiles might produce a sub-standard perceptual rendering and fail to achieve an acceptable appearance match. Additional image editing might be required. Alternatively, a print that achieves an appearance match to the original RGB image can be made using an ICC Profile that provides an appearance match transform (for example, using CIECAM) in its Perceptual Rendering Intent.

4.2.4 Highlight and shadow point adjustment

The way in which the highlight point and shadow point is selected is beyond the scope of this document. Users shall select desired highlight and shadow points for each image.

For an average-key image encoded in 8 bits, the desired highlight and shadow points of an RGB Reference Image are approximately code values of 246 and 15 respectively. The relationship between these values and tone reproduction of typical press printing profiles is shown in Annex A.

4.2.5 Additional data requirements

In order to provide colour rendering information, in particular the intended output rendering of the RGB Reference Print and to enable automatic printing of the RGB Reference Print (Figure 6 — Case C), the following rendering information and parameters shall be added to the image files:

a) colour characterization of source data;

b) rendering intent;

c) black point compensation;

d) output intent profile.

Colour characterization of source data shall be included in the form of an ICC Profile or colour space name as specified for the appropriate file format.

Colour rendering parameters b) to d) are specified for each file format in the following clauses. The parameters shall be included as specified in this clause as extensions to the file format as specified in 5.2 or as XMP metadata as specified in 5.3.

At the time of image preparation, these parameters shall be attached to the image file either before an RGB Reference Print is made or following the approval of the RGB Reference Print.

When RGB Reference Prints are created and when RGB Reference Soft Proofs are displayed from an RGB reference image, these parameters shall be recognized and the appropriate colour transforms applied to the image to meet the output colour rendering condition to ensure that the printed output meets the reproduction tolerances specified in Clause 6.

© ISO 2014 – All rights reserved

Documents
Document Sharing Hub
Full document details: BS ISO 16760:2014