BS ISO 17573:2010

BSI Standards Publication

Electronic fee collection — Systems architecture for vehicle-related tolling

NO COPYING WITHOUT BSI PERMISSION EXCEPT AS PERMITTED BY COPYRIGHT LAW

raising standards worldwide™

Documents
Document Sharing Hub

National foreword

This British Standard is the UK implementation of ISO 17573:2010. It supersedes DD CEN ISO/TS 17573:2003 which is withdrawn.

The UK participation in its preparation was entrusted to Technical Committee EPL/278, Road transport informatics.

A list of organizations represented on this committee can be obtained on request to its secretary.

This publication does not purport to include all the necessary provisions of a contract. Users are responsible for its correct application.

© BSI 2011

ISBN 978 0 580 59181 5

ICS 03.220.20; 35.240.60

Compliance with a British Standard cannot confer immunity from legal obligations.

This British Standard was published under the authority of the Standards Policy and Strategy Committee on 31 January 2011.

Amendments issued since publication

Date	Text affected

Documents
Document Sharing Hub

Full document details: BS ISO 17573:2010

INTERNATIONAL STANDARD

ISO 17573

First edition
2010-12-15

Electronic fee collection — Systems architecture for vehicle-related tolling

Perception du télépéage — Architecture de systèmes pour le péage lié aux véhicules

Reference number
ISO 17573:2010(E)

Documents
Document Sharing Hub
© ISO 2010

Full document details: BS ISO 17573:2010

PDF disclaimer

This PDF file may contain embedded typefaces. In accordance with Adobe's licensing policy, this file may be printed or viewed but shall not be edited unless the typefaces which are embedded are licensed to and installed on the computer performing the editing. In downloading this file, parties accept therein the responsibility of not infringing Adobe's licensing policy. The ISO Central Secretariat accepts no liability in this area.

Adobe is a trademark of Adobe Systems Incorporated.

Details of the software products used to create this PDF file can be found in the General Info relative to the file; the PDF-creation parameters were optimized for printing. Every care has been taken to ensure that the file is suitable for use by ISO member bodies. In the unlikely event that a problem relating to it is found, please inform the Central Secretariat at the address given below.

COPYRIGHT PROTECTED DOCUMENT

© ISO 2010

All rights reserved. Unless otherwise specified, no part of this publication may be reproduced or utilized in any form or by any means, electronic or mechanical, including photocopying and microfilm, without permission in writing from either ISO at the address below or ISO's member body in the country of the requester.

ISO copyright office
Case postale 56 • CH-1211 Geneva 20
Tel. + 41 22 749 01 11
Fax + 41 22 749 09 47
E-mail copyright@iso.org
Web www.iso.org

Published in Switzerland

© ISO 2010 – All rights reserved

Documents
Document Sharing Hub

Full document details: BS ISO 17573:2010

Contents

Page

Foreword v

Introduction vi

1 Scope 1

2 Normative references 1

3 Terms and definitions 2

4 Symbols and abbreviated terms 5
4.1 Abbreviated terms 5
4.2 Symbols 5

5 The EFC community: roles and objectives 5
5.1 General 5
5.2 Toll charging environment 6
5.3 External objects 7

6 Roles in a toll charging environment 8
6.1 General 8
6.2 Role related to the provision of the toll service 9
6.3 Role related to the use of the toll service 10
6.4 Role related to the charging of the toll 11
6.5 Role related to the management of a toll charging environment 12
6.6 Decomposition of a toll charging environment 13

7 EFC system behaviour 19
7.1 General 19
7.2 Roles, responsibilities and actors 19
7.3 Interaction matrix and action diagrams 21
7.4 Resulting interaction between actors 34

8 Information schemata and basic information types 36
8.1 Static schema 36
8.2 Basic information objects 37
8.3 Dynamic schema 41

9 Interfaces and computational objects 41
9.1 General 41
9.2 Management object interfaces 42
9.3 Charging object interfaces 43
9.4 Basic Provision object interfaces 45
9.5 Maintaining the OBE object interfaces 47
9.6 Customizing the OBE object interfaces 48
9.7 Acting as a Contract Agent object interfaces 49
9.8 Providing EFC Context Data object interfaces 51
9.9 Providing toll declaration object interfaces 51
9.10 Collecting Usage Data object interfaces 52
9.11 Use object interfaces 54

10 Points of observation and viewpoint correspondences 55
10.1 Points of observation 55
10.2 Correspondence between enterprise and information viewpoints 55
10.3 Correspondence between enterprise and computational viewpoints 55

Annex A (informative) **Short Open Distributed Processing (ODP) description** 56

Annex B (informative) **Comparison with ISO/TS 17573:2003** 59

Documents
Document Sharing Hub

© ISO 2010 – All rights reserved

Full document details: BS ISO 17573:2010

Annex C (informative) **Relations between this International Standard and IFMSA** **62**
Annex D (informative) **Relation with the European Electronic Toll Service** **66**
Annex E (informative) **Example of the Japanese electronic toll system** **69**
Bibliography **72**

© ISO 2010 – All rights reserved

Documents
Document Sharing Hub
Full document details: BS ISO 17573:2010

Foreword

ISO (the International Organization for Standardization) is a worldwide federation of national standards bodies (ISO member bodies). The work of preparing International Standards is normally carried out through ISO technical committees. Each member body interested in a subject for which a technical committee has been established has the right to be represented on that committee. International organizations, governmental and non-governmental, in liaison with ISO, also take part in the work. ISO collaborates closely with the International Electrotechnical Commission (IEC) on all matters of electrotechnical standardization.

International Standards are drafted in accordance with the rules given in the ISO/IEC Directives, Part 2.

The main task of technical committees is to prepare International Standards. Draft International Standards adopted by the technical committees are circulated to the member bodies for voting. Publication as an International Standard requires approval by at least 75 % of the member bodies casting a vote.

Attention is drawn to the possibility that some of the elements of this document may be the subject of patent rights. ISO shall not be held responsible for identifying any or all such patent rights.

ISO 17573 was prepared by Technical Committee ISO/TC 204, *Intelligent transport systems*, in collaboration with Technical Committee CEN/TC 278, *Road transport and traffic telematics*.

This second edition cancels and replaces the first edition (ISO/TS 17573:2003), which has been technically revised.

© ISO 2010 – All rights reserved

Documents
Document Sharing Hub
Full document details: BS ISO 17573:2010

Introduction

The widespread use of tolling requires provisions for users of vehicles that are roaming through many different toll domains. Users should be offered a single contract for driving a vehicle through various toll domains and those vehicles require on-board equipment (OBE) that is interoperable with the toll system in the various toll domains. In Europe, for example, this need has been officially recognized and legislation on interoperability has already been adopted. See EFC Directive 2004/52/EC. There is a commercial and economic justification both in respect to the OBE and the toll systems for standards enabling interoperability.

In addition to other standards, there is also a further need for a system architecture that

— provides an architectural “umbrella” for other EFC standards in terms of a common definition of terms and concepts, basic system functionalities, and structure;

— provides a common terminology which enables its users

  — to improve the quality of specifications to be used in an international market,

  — to reduce the risk for different interpretations of specifications (purchaser) and descriptions (supplier),

  — to simplify the communication between experts from different continents, and

  — to enhance the potential use of other EFC standards;

— defines a common framework, that enables both

  — identification of potential activities subject to standardization, and

  — maintenance of a common and consistent view of the whole area;

— defines the boundaries between the EFC and the external world;

— identifies all architectural objects that are within the EFC boundaries;

— provides a basic understanding of EFC, EFC interoperability, and the EFC services being offered.

The previous edition of this International Standard was based on a conceptual model defined in ISO/TS 14904. Since then, ideas on conceptual models have evolved in several regional projects and implementations, e.g. in Japan and Europe. Those new models have been detailed to a further extent compared to ISO/TS 17573:2003 and are closer to real-life implementations. This International Standard is based on these new conceptual models and uses the associated terms and definitions. A comparison between ISO/TS 17573:2003 and this edition is shown in Annex B.

Although there are many differences, collecting tolls for vehicles can be to some extent compared with collecting fares for public transport. Architectural harmonization of the collection of fees and fares can be desirable from a policy and from a user point of view. In the past ISO 24014-1 (prepared by CEN/TC 278 WG 3, Public Transport) used ISO/TS 17573:2003 as a starting point for their work. This International Standard has benefited from that and has also taken ISO 24014-1 into account.

In this International Standard the open distributed processing (ODP) standard is used for the description of the architecture.

The ODP standard gives a vocabulary and modelling tools to see the architecture of a system from different perspectives (viewpoints), in order to cover, for example, hardware components as well as network protocols

Documents
Document Sharing Hub

© ISO 2010 – All rights reserved

Full document details: BS ISO 17573:2010

or interfaces or roles and general policies of the system itself. This is accomplished using different sets of concepts and terminologies, each one of those expressed as a viewpoint language. A complete description of a real system can only be achieved when all viewpoint models are designed. This allows for a clear separation of concerns and an easier way to define a system. A brief description of the ODP concepts can be found in Annex A.

This International Standard gives a description of the architecture of the toll systems environment from the enterprise viewpoint. In addition, this International Standard defines the foundations of the information viewpoint by defining information interactions and general information objects, and gives the basis for the computational view, by identifying needed computational objects and their interfaces.

© ISO 2010 – All rights reserved

Documents
Document Sharing Hub
Full document details: BS ISO 17573:2010

Documents
Document Sharing Hub

Full document details: BS ISO 17573:2010

INTERNATIONAL STANDARD ISO 17573:2010(E)

Electronic fee collection — Systems architecture for vehicle-related tolling

1 Scope

This International Standard defines the architecture of a toll system environment in which a customer with one contract can use a vehicle in a variety of toll domains and with a different Toll Charger for each domain.

Toll systems covered by this International Standard can be used for various purposes including road (network) tolling, area tolling, collecting toll for bridges, tunnels, ferries, for access, and for parking. From a technical point of view the considered toll systems use electronic equipment on board a vehicle.

From a process point of view the architectural description focuses on toll determination, toll charging, and the associated enforcement measures. The actual collection of the toll, i.e. collecting payments, is not included.

The architecture in this International Standard is defined with no more details than those required for an overall overview, a common language, an identification of the need for other standards, and the drafting of these standards.

This International Standard provides

— the enterprise view on the architecture, which is concerned with the purpose, scope and policies governing the activities of the specified system within the organization of which it is a part,

— terms and definitions for common use in a toll environment,

— a decomposition of the toll systems environment into its main objects,

— the responsibilities of the main actors,

— an identification of the main interfaces between the main objects,

— an identification of the main flows of information between the main objects, and

— action diagrams reflecting the co-operation between the main actors.

2 Normative references

The following referenced documents are indispensable for the application of this document. For dated references, only the edition cited applies. For undated references, the latest edition of the referenced document (including any amendments) applies.

ISO/IEC 7498-1, *Information Technology — Open systems interconnection reference model — Basic Reference Model: The Basic Model* (ITU-T Recommendation X.200, 1994)

ISO/IEC 10746-2, *Information technology — Open distributed processing — Reference model: Foundations* (ITU-T Recommendation X.902)

ISO/IEC 10746-3, *Information technology — Open distributed processing — Reference model: Architecture* (ITU-T Recommendation X.903)

ISO/IEC 15414, *Information technology — Open distributed processing — Reference model: Enterprise language* (ITU-T Recommendation X.911)

Documents
Document Sharing Hub

© ISO 2010 – All rights reserved

Full document details: BS ISO 17573:2010

3 Terms and definitions

For the purposes of this document, the terms and definitions given in ISO/IEC 7498-1, ISO/IEC 10746-2, ISO/IEC 10746-3, ISO/IEC 15414, and the following apply.

3.1
context data
information defined by the responsible Toll Charger necessary to establish the toll due for circulating a vehicle on a particular Toll Domain and to conclude the toll transaction

3.2
customer (of a Toll Service Provider)
person or legal entity that uses the service of a Toll Service Provider

NOTE Depending on the local situation, the customer can be the owner, lesser, lessee, keeper, (fleet) operator, holder of the vehicle's registration certificate, driver of the vehicle, or any other third person.

3.3
driver
person who drives a vehicle

NOTE The driver is assumed to operate (use/serve) the OBE (e.g. the setting of the number of axles).

3.4
electronic fee collection
EFC
toll charging supported by electronic equipment on board a vehicle

NOTE The actual payment (collection of the fee) can take place outside the toll system.

3.5
enforcement
process of compelling observance of a law, regulation, etc.

NOTE In this context, “enforcement” is the process of compelling observance of a toll regime.

3.6
equipment interoperability
ability of two or more pieces of equipment to operate in conjunction

3.7
interoperability
ability of systems to provide services to, and accept services from, other systems and to use the services so exchanged to enable them to operate effectively together

EXAMPLE Tolling interoperability aims at enabling a vehicle to drive through various toll domains while having only one OBE operating under one contract with a Toll Service Provider.

3.8
localization augmentation
information sent by the roadside equipment to the on-board equipment to augment the positioning for autonomous systems

3.9
on-board equipment
OBE
equipment fitted within or on the outside of a vehicle and used for toll purposes

NOTE The OBE does not need to include payment means.

© ISO 2010 – All rights reserved
Documents
Document Sharing Hub
Full document details: BS ISO 17573:2010

3.10
one(s) liable for toll
person(s) or legal entity(ies) liable to pay toll under the operation of a toll regime

NOTE A toll regime can designate more than one person to be (jointly and severally) liable for paying the toll.

3.11
point of observation
interface, or in general identifiable access to a system, where conformance can be stated and verified

3.12
roadside equipment
equipment located along a road transport network, for the purpose of communication and data exchanges with on-board equipments

3.13
role
set of responsibilities

3.14
tariff scheme
set of rules to determine the toll due for a vehicle in a toll domain for a tolled object at a certain day and time

EXAMPLE A table that shows the toll for various classes of vehicle.

3.15
toll
charge, tax, fee, or duty in connection with using a vehicle within a toll domain

NOTE The definition is a generalization of the classic definition of a toll as “a charge, a tax, or a duty for permission to pass a barrier or to proceed along a road, over a bridge, etc.” The definition above also includes fees regarded as an (administrative) obligation, e.g. a tax or a duty.

3.16
Toll Charger
legal entity charging toll for vehicles in a toll domain

NOTE In other documents the terms operator or toll operator can be used.

3.17
toll declaration
statement to a Toll Charger that confirms the presence of a vehicle in a toll domain in a format agreed between the Toll Service Provider and the Toll Charger

NOTE A valid toll declaration has to fulfil formal requirements, including security requirements, agreed between the Toll Service Provider and the Toll Charger.

3.18
toll domain
area or part of a road network where a toll regime is applied

3.19
toll point
location within a toll domain where the OBE has to issue a toll declaration

EXAMPLE A part of a toll plaza for electronic fee collection.

3.20
toll regime
set of rules, including enforcement rules, governing the collection of toll in a toll domain

Documents
Document Sharing Hub

© ISO 2010 – All rights reserved

Full document details: BS ISO 17573:2010

3.21
toll schema
generic term used for toll regime and/or toll domain and/or toll system depending on the context

3.22
toll service
service enabling users having only one contract and one set of OBE to use a vehicle in one or more toll domains

3.23
Toll Service Provider
legal entity providing customer toll services on one or more toll domains for one or more classes of vehicle

NOTE 1 In other documents the terms “issuer” or “contract issuer” can be used.

NOTE 2 The toll service provider can provide the OBE or can provide only a magnetic card or a smart card to be used with the OBE provided by a third party (just as a mobile telephone and a SIM card can be obtained from different parties).

NOTE 3 The toll service provider is responsible for the operation (functioning) of the OBE with respect to tolling.

3.24
toll system
off-board equipment and possible other provisions used by a toll charger for the collection of toll for vehicles

NOTE 1 The OBE is excluded from the definition.

NOTE 2 The actual payment (collection of the fee) can take place outside the toll system.

3.25
toll systems environment management
controlling enterprise object for the toll systems environment

NOTE The toll systems environment management can encompass several distinct entities, e.g. a political/legislative one, a regulatory one, private associations, standardization authorities, and so on.

3.26
tolled object
distinguished part of a toll domain for which one or more tariff schemes apply

EXAMPLE A tolled object can be e.g. an area, all public roads within an area, a bridge, a zone, or a stretch of road (network).

3.27
transport service
service used by a toll-liable vehicle in a given toll regime under the responsibility of a toll charger

3.28
trust object
information object that is exchanged between entities to ensure mutual trust

EXAMPLE A trust object can be e.g. an electronic signature or an electronic certificate.

3.29
user
customer of a toll service provider, one liable for toll, the owner of the vehicle, a fleet operator, a driver, etc.

NOTE This is a generic term which is context dependent.

© ISO 2010 – All rights reserved
Documents
Document Sharing Hub
Full document details: BS ISO 17573:2010

4 Symbols and abbreviated terms

4.1 Abbreviated terms

For the purposes of this document, the following abbreviations apply throughout the document unless otherwise specified.

CE	Central Equipment
CRM	Customer Relationship Management
DSRC	Dedicated Short-Range Communication
EETS	European Electronic Toll System
EFC	Electronic Fee Collection
GNSS	Global Navigation Satellite Systems
ID	Identity
IFMSA	Interoperable Fare Management System Architecture
OBU	On-board Unit
ODP	Open Distributed Processing
RSE	Roadside Equipment
SLA	Service Level Agreements
TC	Toll Charger
TMS	Traffic Management System
TTP	Trusted Third Party
UML	Unified Modelling Language

4.2 Symbols

In action diagrams, the following graphical conventions apply.

Rounded corner boxes indicate responsibilities and related activities within roles

Horizontal arrows indicate information exchanges between roles as activities performed within responsibilities

Vertical arrows represent execution steps within activities

Solid circles represent the start of activities

Partially coloured circles represent the end of activities

Solid horizontal bars represent decision gates

5 The EFC community: roles and objectives

5.1 General

This clause specifies the EFC community in terms of its relationships and interactions with the external objects with which the EFC community interacts.

© ISO 2010 – All rights reserved

Documents
Document Sharing Hub
Full document details: BS ISO 17573:2010

The EFC community is

a) the collection of all entities that have been set up for carrying through the different roles,

b) the EFC-specific equipment needed to fulfill the roles, and

c) the vehicle-related transport services subject to tolling.

External entities are objects that are involved in the toll charging but that are not set up for the only purpose of toll charging, e.g. satellite positioning systems and standardization bodies.

The EFC community is represented as a toll charging environment and the objects that the toll charging environment interacts with, which together act as a configuration of objects formed to meet an objective which, in this case, is the electronic collection of tolls for vehicle-related transport services. The toll charging environment itself is represented as an enterprise object in the community and the objectives and scope of the toll charging environment are defined in terms of the roles it fulfils within the community of which it is part and the policy statements about these roles. Also, the roles of the enterprise objects external to a toll charging environment are defined here in terms of their implication in the tolling.

Figure 1 shows the external enterprise objects that define the environment of this International Standard. Objects shown are the major objects, although there may be others, explicitly or implicitly involved in the toll collection. There might also be interfaces between a toll charging environment and other types of ITS systems, e.g. traffic information systems.

The lines between the objects indicate the major interactions between the enterprise objects, where interfaces are located. Interfaces between the toll charging environment and the other objects in the EFC community will be external interfaces to the toll charging environment while interfaces within the toll charging environment will be internal interfaces.

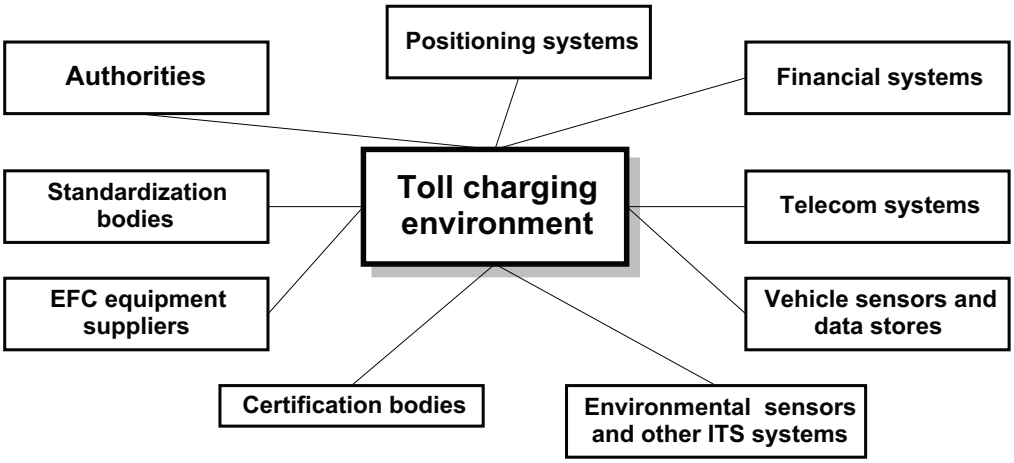

Figure 1 — Enterprise objects in the EFC community

5.2 Toll charging environment

The role of a toll charging environment is to electronically collect a toll in a secure and safe way enabling issuing of a toll declaration without stopping at a charging point, e.g. a toll station.

The interactions between a toll charging environment and the other objects in the EFC community are described below.

© ISO 2010 – All rights reserved
Documents
Document Sharing Hub
Full document details: BS ISO 17573:2010

5.3 External objects

5.3.1 Financial systems, e.g. banks, credit card companies and clearing houses

The role of a financial system is to provide the financial services requested by a toll charging environment. The services will mainly be the transfer of money between entities in the toll charging environment, including users. It is important to note that the toll charging environment roles handle charging data while the financial system handles payment information (“money”). The interactions between the toll charging environment and the financial system are based on explicit and implicit contracts between the objects in the toll charging environment and the objects in the financial system.

This International Standard makes a strict distinction between the payment (financial) domain supporting a toll charging environment and the charging domain within the toll charging environment itself. Only the charging domain is covered by this International Standard.

5.3.2 Telecom systems

The role of the telecom systems is to provide the telecom services requested by a toll charging environment. Examples of such services could be cable network for transfer of data between the operators of the toll charging environment and air-interface network for transfer of data between the toll charging equipment and the OBE. The interactions between the toll charging environment and the telecom system are based on explicit and implicit contracts between the objects in the toll charging environment and the objects in the telecom system.

5.3.3 Positioning systems

The role of the positioning systems is to provide positioning services as part of the toll calculation, i.e. to provide signals for registering the position of the vehicle subject to a toll. Examples of such registrations are the registration of when a vehicle recognizes a tolling object or the distance that a vehicle has travelled in a road network. Examples of real-life positioning systems are GPS and GALILEO. DSRC road infrastructure could also be used for positioning but, in this case, it would be part of the toll charging environment as it has no other roles outside the EFC community. The interactions between a toll charging environment and the positioning system are based on explicit and implicit contracts between the objects in the toll charging environment (objects related to the toll charging roles) and the objects in the positioning system.

5.3.4 Vehicle sensors and data stores

A toll charging environment may use information from vehicle sensors and data stores integrated in the vehicle where the main purposes of the sensor or data store are not related to EFC. The information is retrieved from the sensors and data stores and used for the toll calculation. Examples of such sensors and data stores are GNSS sensors (e.g. in devices used for navigation, fleet management), tachographs, trailer sensors, suspension sensors, axles in use sensors and vehicle-related information stored in a secure application module (SAM). The data stores could be either in the vehicle or elsewhere, e.g. a computer installed within the toll domain.

5.3.5 Environmental sensors and other ITS systems

A toll charging environment may use data from environmental sensors, e.g. pollution measurements, for the toll calculation. Data from other ITS systems, e.g. traffic management systems (TMSs), may also be used for toll calculation. A dynamic road pricing scheme may for instance use both the pollution measurements from environmental sensors and the data on traffic flows and speeds from a TMS for the dynamic toll calculation.

5.3.6 EFC equipment suppliers

The role of the EFC equipment suppliers is to provide EFC equipment to a toll charging environment, e.g. OBE and RSE. The interactions between the EFC equipment suppliers and the toll charging environment are based on contracts between the different objects in the toll charging environment and the EFC equipment suppliers. The main role of the toll charging environment will be to provide system requirements while the

Documents
Document Sharing Hub

© ISO 2010 – All rights reserved

Full document details: BS ISO 17573:2010

main role of the EFC equipment suppliers will be to provide EFC equipment with EFC functionality in accordance with the requirements.

5.3.7 Certification bodies

The role of the certification bodies is to certify the objects in a toll charging environment. The certification may cover both the certification of roles and equipment/functions in the toll charging environment.

Certification of roles, e.g. the actors (companies) that take crucial roles, is important in an interoperable environment with several different operators.

5.3.8 Standardization bodies

The role of the standardization bodies is to provide EFC standards and other standards or specifications relevant for toll charging environments. There are interactions with a toll charging environment concerning EFC standards to be used for toll charging environment requirements as well as input from toll charging environments to the standardization bodies, e.g. by toll charging operators taking part in the preparation of EFC standards.

5.3.9 Authorities

The role of the authorities is to define the framework in which a toll charging environment shall operate. The framework is defined by policies constituting laws and regulations, mandates, constraints and requirements. Different authorities define different policies:

— Road and transport authorities, e.g. a Department of Transport, may define policies related to the type, availability, reliability and quality of the transport service subject to a toll. The authorities may also, in co-operation with the financial authorities, define policies for tariffing principles to be used in a toll charging environment. The authorities may also, in co-operation with the financial authorities, define the policies that govern the configuration of the EFC enterprise objects and assignment of roles to enterprise objects as well as the environment contracts that govern the system. An example here would be that the authorities define the policy which is the basis for the contract between an operator taking the role of issuing EFC contracts and the operators taking the toll charging roles.

— Telecom authorities may define policies for the use of telecom systems, e.g. frequencies in air-interface communication systems.

— Financial authorities may define policies for a toll charging environment and the financial environment it shall operate, e.g. whether the toll is a tax or a fee. They may also define policies for the use of certain types of payment means, e.g. electronic purses, and the split of roles between the toll charging environment and the financial systems.

— Data protection authorities may define policies for the security and privacy in a toll charging environment.

— Certification authorities may issue public key certificates.

The interactions with the authorities also cover access to information kept by the authorities, e.g. national vehicle registers.

6 Roles in a toll charging environment

6.1 General

Since a role is a collection of responsibilities for certain tasks (or functions), this International Standard describes the different roles in a toll charging environment as the defined collections of responsibilities in the EFC scope. Roles are described in general terms, i.e. as sets of responsibilities where each set includes

© ISO 2010 – All rights reserved
Documents
Document Sharing Hub
Full document details: BS ISO 17573:2010

responsibilities that are logically related to each other, either by their objectives and/or the actors that may take the role. The following roles are identified:

— A role related to the provision of the toll service.

— A role related to the use of the toll services.

— A role related to the charging of the toll.

— A role related to the management of a toll charging environment. Responsibilities in this role include managing the interoperability among different EFC domains and acting like an advisory board, in the sense of not covering any commercial responsibility or risk.

An overall picture of the main roles and their interactions is summarized in Figure 2. The two-way arrows between roles are meant to indicate collections of interactions. Interactions to and from the management role are management information flows, while interactions between the three other roles are operational information flows of the toll charging environment, i.e. information flows that are present during daily operation.

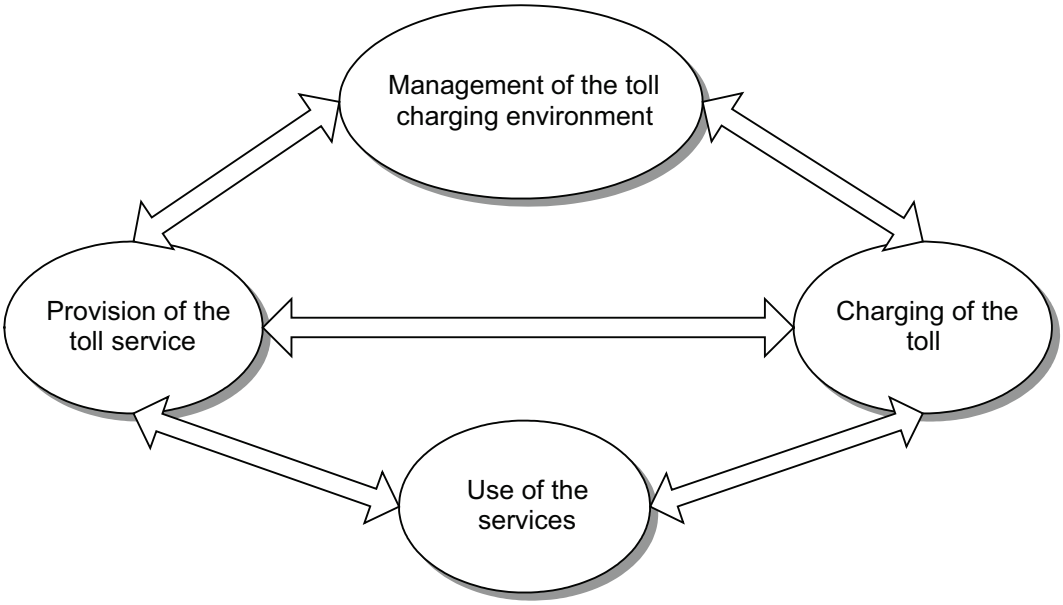

Figure 2 — Roles in a toll charging environment

The following clauses describe the above identified roles, indicating, for each role, its responsibilities. It has to be clear that this International Standard does not impose that all roles perform all indicated responsibilities. Mandating the performance of certain responsibilities is the task of base standards derived from this architecture.

6.2 Role related to the provision of the toll service

The role related to the provision of the toll service is responsible for providing the basic artefacts, mechanisms, organization structures, and information transfer tools needed to run an EFC system.

Responsibilities related to this role include

— providing basic provision, including

  — providing the OBE,

  — guaranteeing that the entity performing the charging of the toll role will be paid for it,

© ISO 2010 – All rights reserved

Documents
Document Sharing Hub
Full document details: BS ISO 17573:2010

  - providing the payment means to the user or accepting an existing one,
  - collecting the money from the signer of the EFC contract,
  - managing the customer relationships related to the use of the toll service concerning information, claims, questions and answers, error handling and any contractual or financial matters,
  - implementing and adhering to the security and privacy policies for the toll systems, and
  - monitoring the actual operational quality relative to agreed SLA's;
- acting as a contract agent, including
  - offering contractual relations according to defined conditions to interested users and concluding contractual agreements, and
  - providing and managing the EFC contract including the service rights for the toll service user;
- providing toll declaration, including
  - making sure that the OBE is reporting in a secure way information needed for the toll charging;
- providing EFC context data, including
  - providing context data originated elsewhere (e.g. by a Toll Charger) in a way that they can be installed in the OBE;
- customizing the OBE, including
  - customizing the OBE in a secure way;
- maintaining the OBE, including
  - maintaining the functionality of the OBE.

6.3 Role related to the use of the toll service

In this International Standard, a transport service is related to the use of, or the presence of, a vehicle in a toll domain. The toll domain may encompass a road network, a specific section of road (e.g. a bridge, a tunnel or a ferry connection) or a specific area offering a service (e.g. a parking lot or access to a protected area in a city). It could also be any service related to the use of a vehicle in the transport system, e.g. a petrol station enabling the driver to buy petrol by means of EFC.

A role is thus identified that covers all aspects of using the toll system and, if applicable, of the transport service. Implementations of toll systems in various domains identify actors in this role that are commonly referred to as, e.g., driver, user or customer.

This role covers the following responsibilities:

- Driving the vehicle subject to toll including
  - using the OBE as a tool to fulfil one's obligations,
  - interacting with the OBE, e.g. declaring the vehicle characteristics for the vehicle subject to toll or receiving messages and acting on the messages from the OBE, and
  - behaving according to the rules of a specific toll system, e.g. recognizing a signal or a road sign.

© ISO 2010 – All rights reserved
Documents
Document Sharing Hub
Full document details: BS ISO 17573:2010

- Owning or operating a vehicle, including
  - adhering to the toll regime for a toll domain,
  - signing a contract with a Toll Service Provider,
  - signing a contract with the issuer of the EFC contract and becoming responsible for compliance to the rules related to the use of the toll service,
  - acquiring an OBE,
  - installing and eventually de-installing the OBE in the vehicle,
  - terminating the contractual relation to the Toll Service Provider,
  - receiving the claim, e.g. by means of an invoice, for a service that has been used and a toll to be paid,
  - paying the toll included in the claim,
  - storing and protecting the contractual data and eventually the payment means, e.g. an electronic purse, needed for toll charging and communicating the data to other actors having roles related to issuing or toll charging (this role is always bound to the OBE), and
  - contacting the CRM of the service provider in order to clarify uncertainties about issues covered by contractual relations.

6.4 Role related to the charging of the toll

The role related to the charging of the toll covers all actors who define the toll regime, operate the toll system and may provide transport services. The role includes the related charging infrastructures and who defines the toll and operates the toll system. Enforcement operators also play this role.

The role related to the toll charging includes the following responsibilities:

- Basic charging, including
  - providing, if applicable, the transport service, e.g. access to a road network, a parking lot or a ferry connection, and
  - defining the charging principles for the service offered, e.g. the tariffing principles for a tolled road or zone.
- Calculating the toll, including
  - possibly communicating to the user the result of the charging process, and
  - communicating in a secure way with actors having roles related to the issuing of the EFC contract, payment means and OBE.
- Originating EFC context data, including
  - informing the driver of the vehicle about the EFC availability and the toll charging principles, e.g. through signs and messages either directly or via the OBE.
- Communicating with passing vehicles, including, whenever applicable and according to the technology chosen in the given toll domain

© ISO 2010 – All rights reserved

Documents
Document Sharing Hub
Full document details: BS ISO 17573:2010

  - providing, if applicable, to autonomous systems, geographical details of the charge objects in the toll domain, as well as positioning information; this process is also known as localization augmentation,
  - detecting a vehicle subject to a toll,
  - collecting the characteristics of a vehicle enabling a correct classification of the vehicle used for a toll calculation; the information collected can either be read from the OBE, measured (both used for toll calculation or verification of data read from the OBE) or collected from a central database or vehicle register (off-line toll calculation),
  - communicating in a secure way with the OBE, exchanging information needed for the toll charging,
  - accepting the service rights stored in the OBE, i.e. the medium carrying the contractual data, and
  - collecting the information enabling the operator of the toll domain to identify the receiver of a claim for a transport service provided, e.g. by licence plate recognition. The role enables toll collection without an OBE installed in the vehicle.
- Operating enforcement, including
  - detecting, recording and handling exceptions (including fraud) whenever a vehicle passes through a toll domain; compliance check of autonomous systems is included in this responsibility,
  - handling enforcement cases while protecting the privacy of the actors having taken the role of driver, and
  - implementing and adhering to the security and privacy policies for the toll charging environments.

6.5 Role related to the management of a toll charging environment

There is also a need for overall management of a toll charging environment defining and organizing the policy that enables the daily operation of the toll charging equipment involving several different actors. A specific role is identified to manage a toll charging environment, i.e. defining and maintaining a set of rules that, taken together, defines the policy of a given regime or of the overall toll charging environment.

The responsibilities of this role include

- setting rules, including
  - defining the supported security and privacy policies for the EFC system, acting as the security authority that defines the security interaction policy among the different security domains, and
  - defining and maintaining ID schemes and, if necessary, supporting the issuing of IDs ensuring unique registration codes for organizations and components and unique identifiers or rules for generating unique identifiers for the EFC applications and messages;
- certifying EFC constituents, including
  - defining the certification requirements for actors involved and equipment used in the EFC system;
- handling disputes, including
  - defining the operational procedures among the operators, and
  - managing disputes among operators.

© ISO 2010 – All rights reserved
Documents
Document Sharing Hub
Full document details: BS ISO 17573:2010

6.6 Decomposition of a toll charging environment

6.6.1 General

This International Standard describes how the roles described in 6.1 to 6.5 are allocated to four different types of domains within a toll charging environment:

a) The Toll Service Provider domain covers all roles described in 6.2.

b) The user domain covers all roles described in 6.3.

c) The Toll Charger domain covers all roles described in 6.4.

d) The toll charging environment management domain covers all roles described in 6.5.

Each domain can be described by objects on the following three levels:

e) the organizational level where different objects describe the actors that have been assigned the different roles within that domain;

f) the equipment level where objects describe the artefacts, e.g. the OBE, used by actors to perform their roles;

g) the transport service level where objects describe the type of vehicle-related services that are offered within the domain.

6.6.2 The Toll Service Provider domain

6.6.2.1 General

This subclause defines the objects involved in performing the toll service provisioning role (see Note in Figure 3). Note also that a Toll Service Provider domain is controlled by a Toll Service Provider.

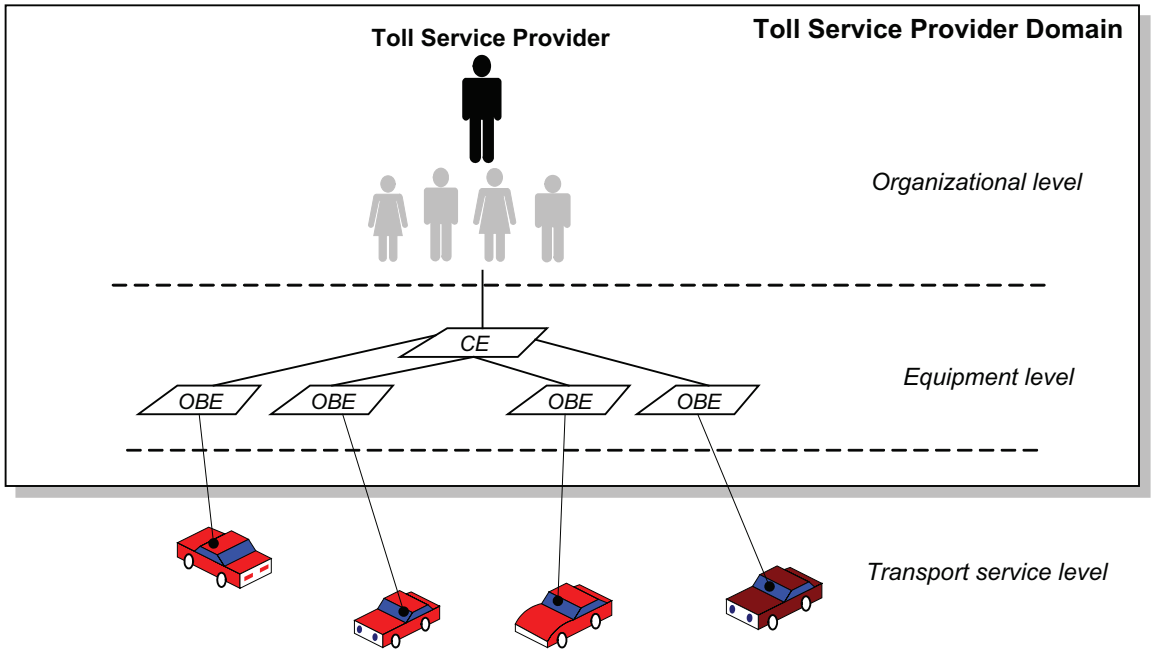

NOTE Vehicles do not belong to the toll service provider domain.

Figure 3 — Toll service provider domain

© ISO 2010 – All rights reserved

Documents
Document Sharing Hub
Full document details: BS ISO 17573:2010

6.6.2.2 Organizational level

The Toll Service Provider is the legal entity that provides the customers (users) with toll services in one or more toll domains, (see 6.6.4), for one or more classes of vehicle. A toll service is a service enabling users having only one contract and one OBE to use a vehicle in one or more toll domains.

The Toll Service Provider may purchase services from other legal persons and/or organizations operating on their behalf. These organizations are often given names that reflect the responsibilities they have taken, e.g. OBE provider and contract provider or issuer. However, any distinction between a Toll Service Provider and entities acting on their behalf is outside of the scope of this International Standard.

A Toll Service Provider may as well act as the Toll Charger for one or more toll domains.

The Toll Service Provider controls the OBE and is responsible for its operation (functioning).

NOTE 1 The OBE does not need to include payment means.

NOTE 2 The Toll Service Provider can provide the OBE or can provide only a magnetic card or a smart card to be used with the OBE provided by a third party (just as a mobile telephone and a SIM card can be obtained from different parties).

6.6.2.3 Equipment level

The off-board equipment used by a Toll Service Provider for providing toll services is called the central equipment (CE in Figure 3). The CE may be split into different types of equipment depending on the allocation of roles within the Toll Service Provider organizational level.

The OBE is initialized and eventually maintained by the Toll Service Provider.

The OBE may be connected to one or more external sensors, e.g. a GNSS sensor (e.g. in devices used for navigation, fleet management), a tachograph, an odometer, a trailer sensor, suspension sensors, axle in use sensors and vehicle-related information stored in a secure application module.

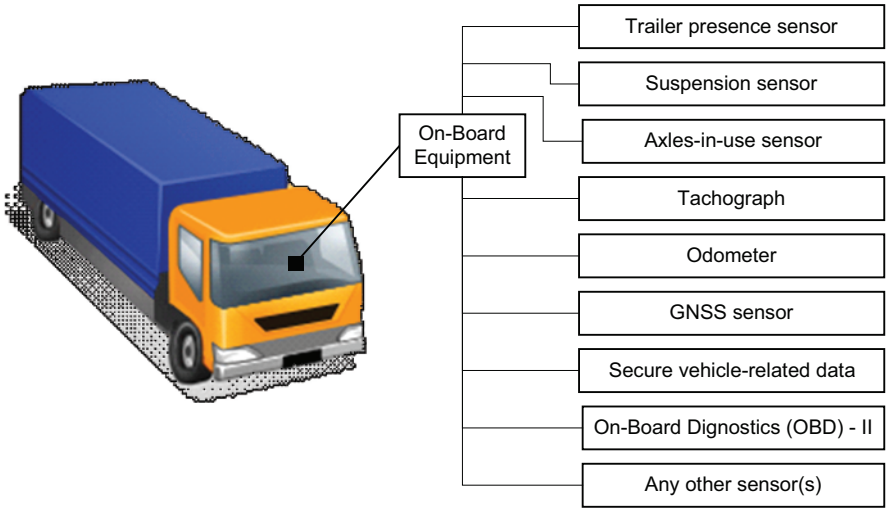

Figure 4 — OBE and external sensors

6.6.2.4 Transport service level

The OBE may be linked to a specific vehicle (with its specific vehicle attributes) that is used at the Transport service level. The vehicle may be used in one or several toll domains covered by the EFC contract.

© ISO 2010 – All rights reserved
Documents
Document Sharing Hub
Full document details: BS ISO 17573:2010

6.6.3 The user domain

6.6.3.1 General

This subclause defines the objects involved in performing the toll and transport service using role (see Figure 5).

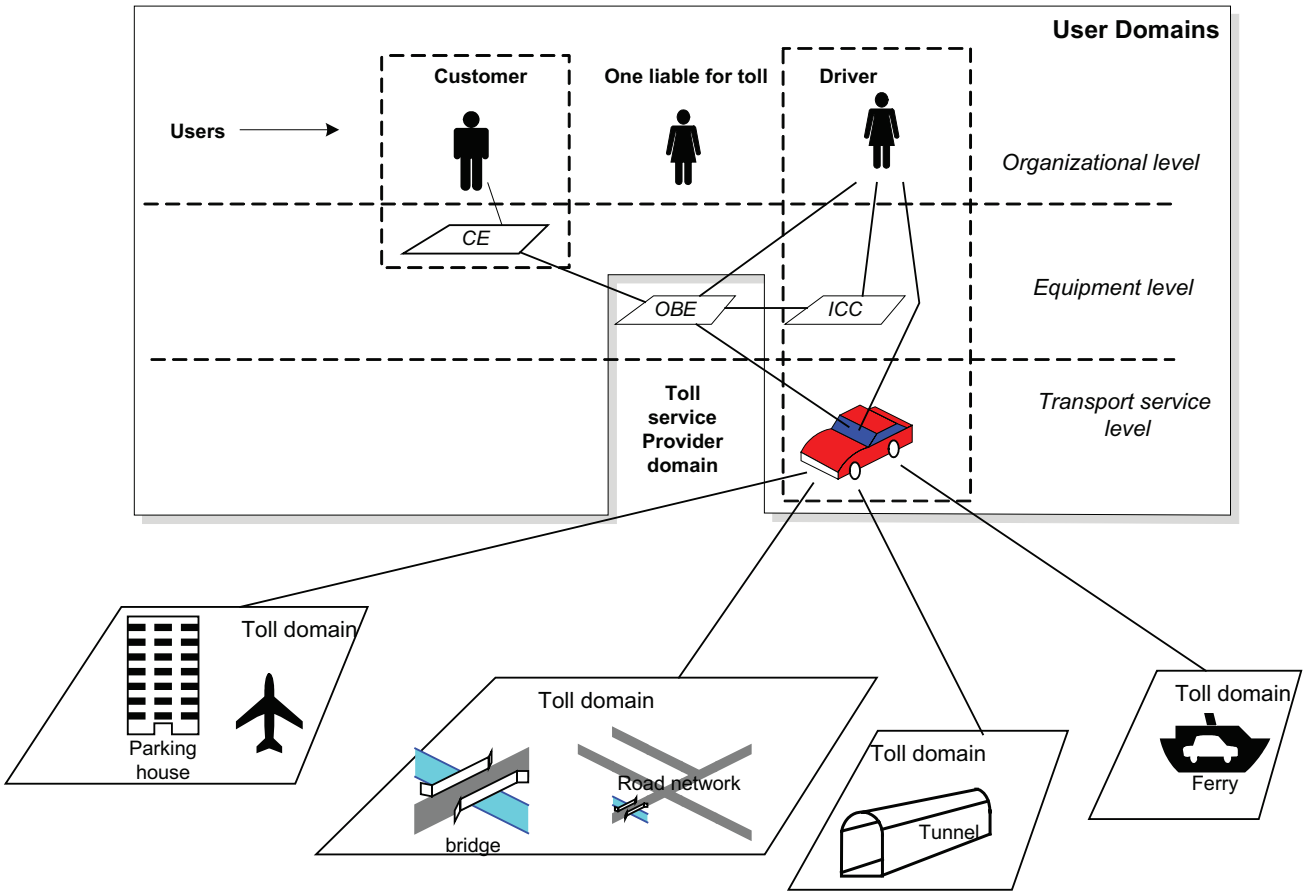

Figure 5 — User domain

6.6.3.2 Organizational level

The “customer” in Figure 5 is the customer of the Toll Service Provider.

The one(s) liable for toll are the one(s) that are liable for paying the toll according to the local toll regime.

EXAMPLE The driver, the owner of the vehicle or the hauler can be separately or jointly liable for the toll.

NOTE 1 Selection of the one liable for paying the toll for a vehicle is a local matter. It should facilitate enforcement but is outside the scope of this International Standard.

NOTE 2 The customer can but does not have to be liable for paying the toll according to a toll regime.

The driver is the one who drives the vehicle for which the toll is levied.

The driver is assumed to operate (use/serve) the OBE (e.g. the setting parameters such as the number of axles).

© ISO 2010 – All rights reserved

Documents
Document Sharing Hub
Full document details: BS ISO 17573:2010

6.6.3.3 Equipment level

The off-board equipment used by a customer in relation to his of her toll duties is called his or her CE, e.g. the CE of a fleet manager having several EFC contracts. The OBE is part of the Service Provision responsibilities.

6.6.3.4 Transport service level

A vehicle is controlled by its driver and is therefore part of the driver's domain.

6.6.4 The Toll Charger domain

6.6.4.1 General

This subclause defines the objects involved in performing the toll charging role (see Figure 6).

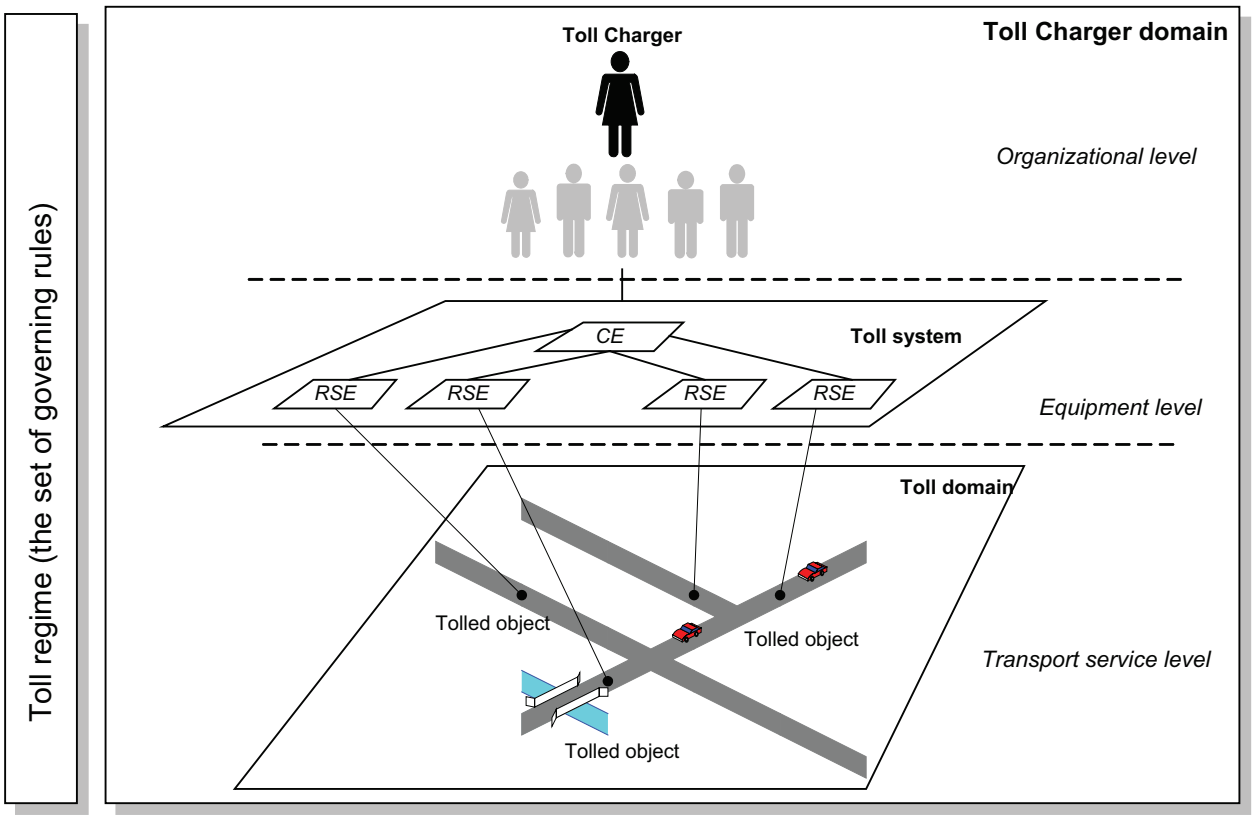

Figure 6 — Toll charger domain

6.6.4.2 Organizational level

The Toll Charger is the legal entity responsible for the collection of tolls in one or more toll domains, e.g. areas or (parts of) a road network where a toll is collected according to some toll regime.

The Toll Charger may purchase services from other legal persons and/or organizations operating on their behalf. These organizations are often given names that reflect the responsibilities they have taken, e.g. EFC operator and enforcement operator.

© ISO 2010 – All rights reserved
Documents
Document Sharing Hub
Full document details: BS ISO 17573:2010