BS ISO 20022-1:2013

BSI Standards Publication

Financial services — Universal financial industry message scheme

Part 1: Metamodel

bsi.

...making excellence a habit.™

Document Sharing Hub

National foreword

This British Standard is the UK implementation of ISO 20022-1:2013. It supersedes BS ISO 20022-1:2004 which is withdrawn.

The UK participation in its preparation was entrusted to Technical Committee IST/12, Financial services.

A list of organizations represented on this committee can be obtained on request to its secretary.

This publication does not purport to include all the necessary provisions of a contract. Users are responsible for its correct application.

© The British Standards Institution 2013. Published by BSI Standards Limited 2013

ISBN 978 0 580 70956 2

ICS 03.060

Compliance with a British Standard cannot confer immunity from legal obligations.

This British Standard was published under the authority of the Standards Policy and Strategy Committee on 31 May 2013.

Amendments issued since publication

Date	Text affected

Documents
Document Sharing Hub

Full document details: BS ISO 20022-1:2013

INTERNATIONAL STANDARD

ISO 20022-1

Second edition
2013-05-01

Financial services — Universal financial industry message scheme —

Part 1: **Metamodel**

Services financiers — Schéma universel de messages pour l'industrie financière —

Partie 1: Métamodèle

Reference number
ISO 20022-1:2013(E)

Documents
Document Sharing Hub

© ISO 2013

Full document details: BS ISO 20022-1:2013

COPYRIGHT PROTECTED DOCUMENT

© ISO 2013

All rights reserved. Unless otherwise specified, no part of this publication may be reproduced or utilized in any form or by any means, electronic or mechanical, including photocopying and microfilm, without permission in writing from either ISO at the address below or ISO's member body in the country of the requester.

ISO copyright office
Case postale 56 • CH-1211 Geneva 20
Tel. + 41 22 749 01 11
Fax + 41 22 749 09 47
E-mail copyright@iso.org
Web www.iso.org

Published in Switzerland

Documents
Document Sharing Hub
© ISO 2013 – All rights reserved

Full document details: BS ISO 20022-1:2013

Contents

Page

Foreword iv

Introduction vi

1 Scope 1

2 Normative references 1

3 Terms and definitions 1

4 Type Library 9

5 Metamodel packages 11
5.1 General 11
5.2 The metamodel's use of ISO20022::TypeLibrary 11
5.3 Levels 12
5.3.1 Scope level 13
5.3.2 Conceptual level 14
5.3.3 Logical level 16
5.3.4 Physical level 17
5.4 Models Transformation 18
5.4.1 Scope to Conceptual 19
5.4.2 Conceptual to Logical 20
5.4.3 Logical to Physical 21

6 Repository 22
6.1 ISO 20022 Repository structure 22
6.1.1 Overview 22
6.2 DataDictionary 23
6.2.1 Overview 23
6.2.2 List of Dictionary Items 23
6.2.3 Dictionary Item Registration Status 26
6.2.4 Dictionary Items description information 27
6.2.5 DataDictionary life cycle 27
6.3 BusinessProcessCatalogue 28
6.3.1 Overview 28
6.3.2 List of BusinessProcessCatalogue Items 28
6.3.3 Catalogue Item Registration Status 28
6.3.4 Catalogue Item description information 29
6.3.5 BusinessProcessCatalogue life cycle 29

7 Registration 29
7.1 General 29
7.2 Submission format 30
7.3 Submission media 30

8 Repository Access 30
8.1 General 30
8.2 Repository output types 30
8.3 Output format 30

Annex A (normative) **Type library** 32

Annex B (normative) **Metamodel** 48

Bibliography 152

Documents
Document Sharing Hub

© ISO 2013 – All rights reserved

Full document details: BS ISO 20022-1:2013

Foreword

ISO (the International Organization for Standardization) is a worldwide federation of national standards bodies (ISO member bodies). The work of preparing International Standards is normally carried out through ISO technical committees. Each member body interested in a subject for which a technical committee has been established has the right to be represented on that committee. International organizations, governmental and non-governmental, in liaison with ISO, also take part in the work. ISO collaborates closely with the International Electrotechnical Commission (IEC) on all matters of electrotechnical standardization.

International Standards are drafted in accordance with the rules given in the ISO/IEC Directives, Part 2.

The main task of technical committees is to prepare International Standards. Draft International Standards adopted by the technical committees are circulated to the member bodies for voting. Publication as an International Standard requires approval by at least 75 % of the member bodies casting a vote.

Attention is drawn to the possibility that some of the elements of this document may be the subject of patent rights. ISO shall not be held responsible for identifying any or all such patent rights.

ISO 20022-1 was prepared by Technical Committee ISO/TC 68, *Financial services*.

This second edition cancels and replaces the first edition (ISO 20022-1:2004), which has been technically revised.

ISO 20022 consists of the following parts, under the general title *Financial services — Universal financial industry message scheme*:

— *Part 1: Metamodel*

— *Part 2: UML profile*

— *Part 3: Modelling*

— *Part 4: XML Schema generation*

— *Part 5: Reverse engineering*

— *Part 6: Message transport characteristics*

— *Part 7: Registration*

— *Part 8: ASN.1 generation*

ISO 20022-1:2013, ISO 20022-2:2013, ISO 20022-3:2013, ISO 20022-4:2013, ISO 20022-5:2013, ISO 20022-6:2013, ISO 20022-7:2013 and ISO 20022-8:2013 will be implemented by the Registration Authority by no later than the end of May 2013, at which time support for the concepts set out within them will be effective. Users and potential users of the ISO 20022 series are encouraged to familiarize themselves with the 2013 editions as soon as possible, in order to understand their impact and take advantage of their content as soon as they are implemented by the Registration Authority. For further guidance, please contact the Registration Authority.

© ISO 2013 – All rights reserved
Documents
Document Sharing Hub
Full document details: BS ISO 20022-1:2013

For the purposes of research on financial industry message standards, users are encouraged to share their views on ISO 20022:2013 and their priorities for changes to future editions of the document. Click on the link below to take part in the online survey:

http://www.surveymonkey.com/s/20022_2013

© ISO 2013 – All rights reserved

Documents
Document Sharing Hub
Full document details: BS ISO 20022-1:2013

Introduction

This International Standard defines a scalable, methodical process to ensure consistent descriptions of messages throughout the financial services industry.

The purpose of this International Standard is to describe precisely and completely the externally observable aspects of financial services messaging in a way that can be verified independently against operational messaging.

The trigger for the creation of this International Standard was the rapid growth in the scale and sophistication of messaging within financial services during the 1990s using ISO 15022. The financial services industry (from hereon referred to as "the industry") created the first version of this International Standard as the successor to ISO 15022 in response to that trigger. Since ISO 15022, the industry has broadened the scope from securities to the entire industry for this International Standard.

This International Standard is based on open technology standards, which historically have evolved more rapidly than the industry itself. Consequently, this International Standard adopted a model-driven approach where the model of the industry's messaging can evolve separately from the evolution of the messaging technology standards. The period during which this International Standard has emerged followed the widespread adoption of the World Wide Web (the Web) for business. XML (eXtensible Mark-up Language) emerged as the *de facto* standard for document representation on the Web and it became the first syntax for ISO 20022.

The modelling process is further refined into three levels which, in addition to the messaging technology standard, is why this International Standard is based on four levels: the Scope level, the Conceptual level, the Logical level and the Physical level.

This four-level approach is based on the first four levels of the Zachman Framework. The remaining two levels of the Zachman Framework are equivalent to the implementations and the operational levels, respectively.

In this part of ISO 20022, the first, second and third levels are described in UML (Unified Modelling Language) because it is widely supported and supports multiple levels of abstraction. The models created in accordance with this International Standard are technology independent in that they do not require any particular physical expression or implementation. Such models aim to describe all parts of the message exchange. The models form the definition of the protocol between participants exchanging messages. This International Standard defines a method that describes a process by which these models can be created and maintained by the modellers.

The models and the Physical level artefacts are stored in a central repository, serviced by a Registration Authority. This International Standard's repository is available on the World Wide Web and offers public access for browsing.

The Repository is organized into two areas:

— A DataDictionary containing the industry model elements likely to have further or repeated use.

— A BusinessProcessCatalogue that contains models describing specific message definitions and business processes, and physical syntax implementations.

This International Standard is organized into the following parts.

— This part of ISO 20022 describes in MOF (Meta-Object Facility) the metamodel of all the models and the Repository.

© ISO 2013 – All rights reserved
Documents
Document Sharing Hub
Full document details: BS ISO 20022-1:2013

— ISO 20022-2 covers the UML profile, a grounding of general UML into a specific subset defined for this International Standard (to be used when UML is selected to define the models).

— ISO 20022-3 describes a modelling method to produce models for this International Standard.

— ISO 20022-4 covers XML schema generation rules to transform a Logical level model into a Physical level description in the syntaxes.

— ISO 20022-5 covers logical model alignment and reverse engineering of existing message syntaxes.

— ISO 20022-6 covers message transport characteristics that define the quality of service required by the business process definitions so that they can operate successfully.

— ISO 20022-7 describes the process of managing the registration of models and physical syntax implementations.

— ISO 20022-8 gives ASN.1 syntax generation rules to transform a Logical level model into a Physical level description in ASN.1.

© ISO 2013 – All rights reserved

Documents
Document Sharing Hub
Full document details: BS ISO 20022-1:2013

Documents
Document Sharing Hub

Financial services — Universal financial industry message scheme —

Part 1:
Metamodel

1 Scope

This part of ISO 20022 consists of:

— the overall description of the modelling approach;

— the overall description of the ISO 20022 Repository contents;

— a high-level description of the input to be accepted by the Registration Authority to feed/modify the Repository's DataDictionary and BusinessProcessCatalogue;

— a high-level description of the Repository output to be made publicly available by the Registration Authority.

BusinessTransactions and Message Sets complying with ISO 20022 can be used for electronic data interchange amongst any industry participants (financial and others), independently of any specific communication network. Network-dependent rules, such as message acknowledgement and message protection, are outside the scope of ISO 20022.

2 Normative references

The following referenced documents are indispensable for the application of this document. For dated references, only the edition cited applies. For undated references, the latest edition of the referenced document (including any amendments) applies.

ISO 20022-2, *Financial services — Universal financial industry message scheme — UML profile*

The Zachman Framework for Enterprise Architecture — Zachman Institute for Framework Advancement

W3C Recommendation: XML Schema Part 2: Datatypes Second Edition, 28 October 2004

3 Terms and definitions

For the purposes of this document, the following terms and definitions apply.

3.1
Address
identification and efficient resolution to the location of a MessagingEndpoint

NOTE The purpose of an Address is to efficiently resolve a location. This is what distinguishes an Address from any other Identifier, which merely identifies something.

© ISO 2013 – All rights reserved

Documents
Document Sharing Hub

Full document details: BS ISO 20022-1:2013

3.2
amount
number of monetary units specified in a currency where the unit of currency is explicit or implied

3.3
binary
any set of values drawn from the value space of 'base64Binary', as specified by W3C Recommendation XML Schema Part 2: Datatypes

3.4
boolean
any set of values drawn from the value space of 'boolean', as specified by W3C Recommendation XML Schema Part 2: Datatypes

3.5
BroadcastList
set of references to MessagingEndpoints (identified by their Address), that is used for message broadcasting.

NOTE 1 The BroadcastList is managed by the MessageTransportSystem, which provides a mechanism to maintain the BroadcastList.

NOTE 2 “Set” means the list of Addresses is unordered and each Address may only be present once.

3.6
BusinessArea
set of strongly related business activities that provide a self-standing business value to a set of BusinessRoles

EXAMPLE Securities pre-trade, payment initiation.

NOTE BusinessAreas are stored in the BusinessProcessCatalogue.

3.7
BusinessAssociation
relation between two BusinessComponents

EXAMPLE The servicing of an account by a party.

NOTE 1 BusinessAssociations are a category of BusinessConcepts. Their meaning can only be described unambiguously in combination with these two BusinessComponents.

NOTE 2 There can be several BusinessAssociations between two particular BusinessComponents.

3.8
BusinessAssociationEnd
the endpoint of a BusinessAssociation, which connects the BusinessAssociation to the BusinessComponent

3.9
BusinessAttribute
a BusinessElement, typed by a BusinessComponent or a DataType (contrary to a BusinessAssociationEnd, which is always typed by another BusinessComponent)

EXAMPLE AccountIdentification, PhoneNumber.

3.10
BusinessComponent
representation of a (part of a) key business notion, characterized by specific BusinessElements

EXAMPLE Account, trade, party.

NOTE 1 BusinessComponents are a category of BusinessConcepts. They are stored in the DataDictionary.

© ISO 2013 – All rights reserved
Documents
Document Sharing Hub
Full document details: BS ISO 20022-1:2013

NOTE 2 A BusinessComponent can have one or more semantic relations with other BusinessComponents.

3.11
BusinessComponentTrace
semantic relationship between a MessageComponentType/MessageElement and the BusinessComponent from which it is derived

3.12
BusinessConcept
a DataDictionary item defined at the Conceptual level with a business meaning

3.13
BusinessElement
property of a BusinessComponent that has a distinctive meaning within the scope of that BusinessComponent

EXAMPLE Account status, deal price, trade date and deal time.

3.14
BusinessElementTrace
semantic relationship between a MessageElement and the BusinessElement from which it is derived

3.15
BusinessProcess
unrealized definition of the business activities undertaken by BusinessRoles within a BusinessArea whereby each BusinessProcess fulfils one type of business activity and whereby a BusinessProcess might include and extend other BusinessProcesses

EXAMPLE Securities ordering, trade matching.

NOTE 1 A BusinessProcess can contain other BusinessProcesses such as in a hierarchical structure.

NOTE 2 BusinessProcesses are stored in the BusinessProcessCatalogue.

3.16
BusinessProcessCatalogue
that part of the ISO 20022 Repository which contains all items related to Business Process and BusinessTransaction

NOTE It contains related items from the BusinessArea down to the MessageDefinitions and their physical implementation.

3.17
BusinessProcessTrace
relationship between a BusinessTransaction and the BusinessProcess on which the BusinessTransaction is based

3.18
BusinessRole
functional role played by a business actor in a particular BusinessProcess or BusinessTransaction

EXAMPLE Account owner, buyer.

NOTE 1 BusinessRoles are a category of BusinessConcepts and are stored in the DataDictionary.

NOTE 2 A business actor can play different BusinessRoles in different BusinessProcesses.

3.19
BusinessRoleTrace
relationship between a Participant in a BusinessTransaction and a BusinessRole identified in the BusinessProcess from which the BusinessTransaction is derived

Documents
Document Sharing Hub

© ISO 2013 – All rights reserved

Full document details: BS ISO 20022-1:2013

3.20
BusinessTransaction
particular solution that meets the communication requirements and the interaction requirements of a particular BusinessProcess and BusinessArea

NOTE It is typically based on the use of MessageInstances.

3.21
BusinessTransactionTrace
relationship between a BusinessTransaction and its physical implementation

3.22
ChoiceComponent
re-usable Dictionary Item that is a building block for assembling MessageDefinitions, composed of a choice of MessageElements

NOTE 1 It is usually linked to a BusinessComponent.

NOTE 2 ChoiceComponents are stored in the DataDictionary.

3.23
Code
character string (letters, figures or symbols) that for brevity and/or language independence can be used to represent or replace a definitive value or text of an attribute

3.24
CodeSet
complete and enumerated set of Codes grouped together to characterize all the values of an attribute

3.25
CodeSetTrace
semantic relationship between two CodeSets whereby the derived Codeset is used as the type of a BusinessElement and the deriving Codeset is used as the type of a MessageElement

3.26
Constraint
rule that shall be universally satisfied, i.e. all conditions required for the Constraint to be applicable are known

EXAMPLE An Account has an AccountOwner.

3.27
ConvergenceDocumentation
documentation set showing relations between ISO 20022 MessageDefinitions, MessageComponentTypes, MessageElements, BusinessComponents and/or BusinessElements and items defined in other industry MessageSets

3.28
Conversation
exchange of one or more MessageInstances amongst MessagingEndpoints

NOTE In a synchronous Conversation, the sending MessagingEndpoint blocks the sending and receipt of other TransportMessages within the conversation, in which the TransportMessage was sent, while waiting for a response to this sent TransportMessage. This is not the case in an asynchronous conversation.

3.29
DataDictionary
part of the ISO 20022 Repository that contains all items that can be re-used during business process modelling and message definition activities

NOTE The DataDictionary therefore contains BusinessConcepts, MessageConcepts and DataTypes.

© ISO 2013 – All rights reserved
Documents
Document Sharing Hub
Full document details: BS ISO 20022-1:2013

3.30
DataType
representation of a set of values without identity

3.31
date
any set of values drawn from the value space of 'date', as specified by W3C Recommendation XML Schema Part 2: Datatypes

3.32
dateTime
any set of values drawn from the value space of 'dateTime', as specified by W3C Recommendation XML Schema Part 2: Datatypes

3.33
day
any set of values drawn from the value space of 'gDay', as specified by W3C Recommendation XML Schema Part 2: Datatypes

3.34
decimal
any set of values drawn from the value space of 'decimal', as specified by W3C Recommendation XML Schema Part 2: Datatypes

3.35
duration
any set of values drawn from the value space of 'duration', as specified by W3C Recommendation XML Schema Part 2: Datatypes

3.36
ExternalSchema
reusable Dictionary Item that allows referral to a structure defined outside the ISO 20022 MessageDefinition

EXAMPLE In case of XML (eXtensible Markup Language), this artefact is transformed into an XML Schema "any" element and the external structure is defined through another XML Schema.

3.37
IdentifierSet
unenumerated set of values outside the Repository whereby each value distinguishes uniquely one instance of an object within an identification scheme from all other instances of the objects within the same scheme

3.38
indicator
a list of exactly two mutually exclusive values that express the only two possible states of an instance of an object

3.39
industryMessageSet
set of non-ISO 20022 compliant messages, which is defined and used by part of the financial industry

EXAMPLE The set of FIX v5 messages.

3.40
ISO15022MessageSet
industryMessageSet constructed according to the rules defined in ISO 15022-1 and ISO 15022-2, which is stored in the ISO 15022 Catalogue of Messages

3.41
MessageAssociationEnd
type of MessageElement that specifies the role of a MessageAssociation

© ISO 2013 – All rights reserved

Documents
Document Sharing Hub
Full document details: BS ISO 20022-1:2013

3.42
MessageAttribute
type of MessageElement which is either a DataType or a MessageComponentType

3.43
MessageBuildingBlock
characteristic of a MessageDefinition that has a unique meaning within the scope of that MessageDefinition

NOTE MessageBuildingBlocks are not reused, since they only have meaning within a specific MessageDefinition.

3.44
MessageChoreography
precise and complete description of a MessageInstance exchange within a BusinessTransaction, describing the sequence and correlation of MessageInstances within a conversation, including the constraints on the interaction between Participants

NOTE Every BusinessTransaction contains its own MessageChoreography.

3.45
MessageComponent
re-usable Dictionary Item that is a building block for assembling MessageDefinitions, composed of a sequence of MessageElements

EXAMPLE Trade Details, which contains a number of the properties of the related BusinessComponent “Trade”.

3.46
MessageComponentType
MessageComponent, ExternalSchema or ChoiceComponent

NOTE 1 When a MessageComponentType has a business meaning it is linked to a BusinessComponent.

NOTE 2 MessageComponentTypes are a category of MessageConcepts and are stored in the DataDictionary.

3.47
MessageConcept
DataDictionary artefact, which is not a DataType, that is used in a MessageDefinition

3.48
MessageDefinition
formal description of the structure of a MessageInstance

NOTE 1 The MessageDefinition is built as a tree structure of MessageComponentTypes and DataTypes. A MessageDefinition is uniquely identified in the BusinessProcessCatalogue.

NOTE 2 A MessageDefinition can have several market practices.

3.49
MessageDefinitionIdentifier
unique identification of a MessageDefinition within the ISO 20022 namespace, identifying the BusinessArea to which the MessageDefinition belongs, the Message Functionality it covers, its flavour and its version

3.50
MessageDefinitionTrace
relationship between a MessageDefinition and its physical implementation as a SyntaxMessageScheme

NOTE This relationship is explained in ISO 20022-4.

© ISO 2013 – All rights reserved
Documents
Document Sharing Hub
Full document details: BS ISO 20022-1:2013

3.51
MessageElement
characteristic of a MessageComponent/ChoiceComponent, which has a unique meaning within the scope of that MessageComponent/ChoiceComponent

EXAMPLE Trade Date and Time, as part of the MessageComponent “Trade Details”.

NOTE MessageElements are a category of MessageConcepts. They are stored in the DataDictionary where they are owned by a particular MessageComponent/ChoiceComponent. Their meaning can only be described unambiguously in combination with that MessageComponent/ChoiceComponent.

3.52
MessageInstance
instance of MessageDefinition, containing a set of structured information exchanged between BusinessRoles, in the scope of a BusinessTransaction

EXAMPLE Notice Of Execution, Order To Buy, Credit Transfer.

NOTE A MessageInstance is expected to be valid against the related MessageDefinition in the ISO 20022 Repository. This implies validity against the SyntaxMessageScheme as well as validity against the Constraints and market practices that are registered for this MessageDefinition.

3.53
MessageSet
set of MessageDefinitions

NOTE MessageDefinitions within a MessageSet do not have to belong to the same BusinessArea.

3.54
MessageTransmission
passing of information from one Participant to another in the context of a BusinessTransaction

3.55
MessageTransportMode
group of settings for the values for the MessageTransportCharacteristics properties

NOTE 1 A MessageTransportMode is named and registered in the ISO 20022 Repository. Each MessageTransportCharacteristic is given a value.

NOTE 2 A MessageTransportMode can be associated with many BusinessTransactions. The MessageTransportMode is used to organize commonly used combinations of MessageTransportCharacteristic settings.

3.56
MessageTransportSystem
mechanism that receives Transport Messages from the sending MessagingEndpoint, transports them, and delivers them to the receiving MessagingEndpoint

NOTE 1 The MessageTransportSystem is responsible for delivering Transport Messages to each Addressee.

NOTE 2 The purpose of the MessageTransportSystem is to provide a clear delineation of the responsibility of the MessagingEndpoints and any MessageTransportSystem service providers. The role can be fulfilled by the sending MessagingEndpoint or by a separate service provider who provides a MessageTransportSystem. MessagingTransportSystems can be chained together into a single MessageTransportSystem

3.57
MessageTypeTrace
relationship between a MessageTransmission in a BusinessTransaction and its corresponding MessageDefinition

© ISO 2013 – All rights reserved

Documents
Document Sharing Hub
Full document details: BS ISO 20022-1:2013

3.58
MessagingEndpoint
addressable node on the MessageTransportSystem which is capable of sending and receiving TransportMessages

NOTE A MessagingEndpoint has an Address.

3.59
month
any set of values drawn from the value space of 'gMonth', as specified by W3C Recommendation XML Schema Part 2: Datatypes

3.60
MonthDay
any set of values drawn from the value space of 'gMonthDay', as specified by W3C Recommendation XML Schema Part 2: Datatypes

3.61
Participant
involvement of a BusinessRole in a BusinessTransaction

3.62
quantity
a counted number of non-monetary units possibly including fractions

3.63
rate
a quantity or amount measured with respect to another measured quantity or amount

EXAMPLE US Dollars per hour, US Dollars per EURO.

3.64
receive
handling of a stimulus passed from a sender instance

3.65
Repository
place where all RepositoryConcepts are stored

3.66
RepositoryConcept
artefact that has been defined during the development of an ISO 20022 MessageDefinition and which is stored in the Repository

3.67
send
passing of a stimulus from a sender instance to a receiver instance

3.68
string
any set of values drawn from the value space of 'string', as specified by W3C Recommendation XML Schema Part 2: Datatypes

3.69
SyntaxMessageScheme
syntax processable notation used to define the structure of a MessageInstance in a particular syntax

NOTE 1 In case of XML, the representation might, for instance, be an XML DTD or an XML Schema and can then be used as a validation tool for MessageInstances.

© ISO 2013 – All rights reserved
Documents
Document Sharing Hub
Full document details: BS ISO 20022-1:2013

NOTE 2 Syntax message representations are stored in the BusinessProcessCatalogue

3.70
text
finite set of characters

3.71
time
any set of values drawn from the value space of 'time', as specified by W3C Recommendation XML Schema Part 2: Datatypes

3.72
TopLevelCatalogueEntry
artefact in the BusinessProcessCatalogue that is not owned by another artefact in the Repository

3.73
TopLevelDictionaryEntry
artefact in the Dictionary that is not owned by another artefact in the Repository

3.74
trace
relationship between two objects that represent the same concept but have a different but related context

3.75
TransportMessage
document that is an instance of the MessageTransportSystem message schema

3.76
year
any set of values drawn from the value space of 'gYear', as specified by W3C Recommendation XML Schema Part 2: Datatypes

3.77
yearMonth
any set of values drawn from the value space of 'gYearMonth', as specified by W3C Recommendation XML Schema Part 2: Datatypes

4 Type Library

The Type Library contains the primitive data types used in both this International Standard's metamodel and the models created in accordance with this International Standard. It consists of XSD (XML Schema Definition) Built-in DataTypes and Enumerations. Further details on these packages can be found in Annex A.

© ISO 2013 – All rights reserved

Documents
Document Sharing Hub
Full document details: BS ISO 20022-1:2013

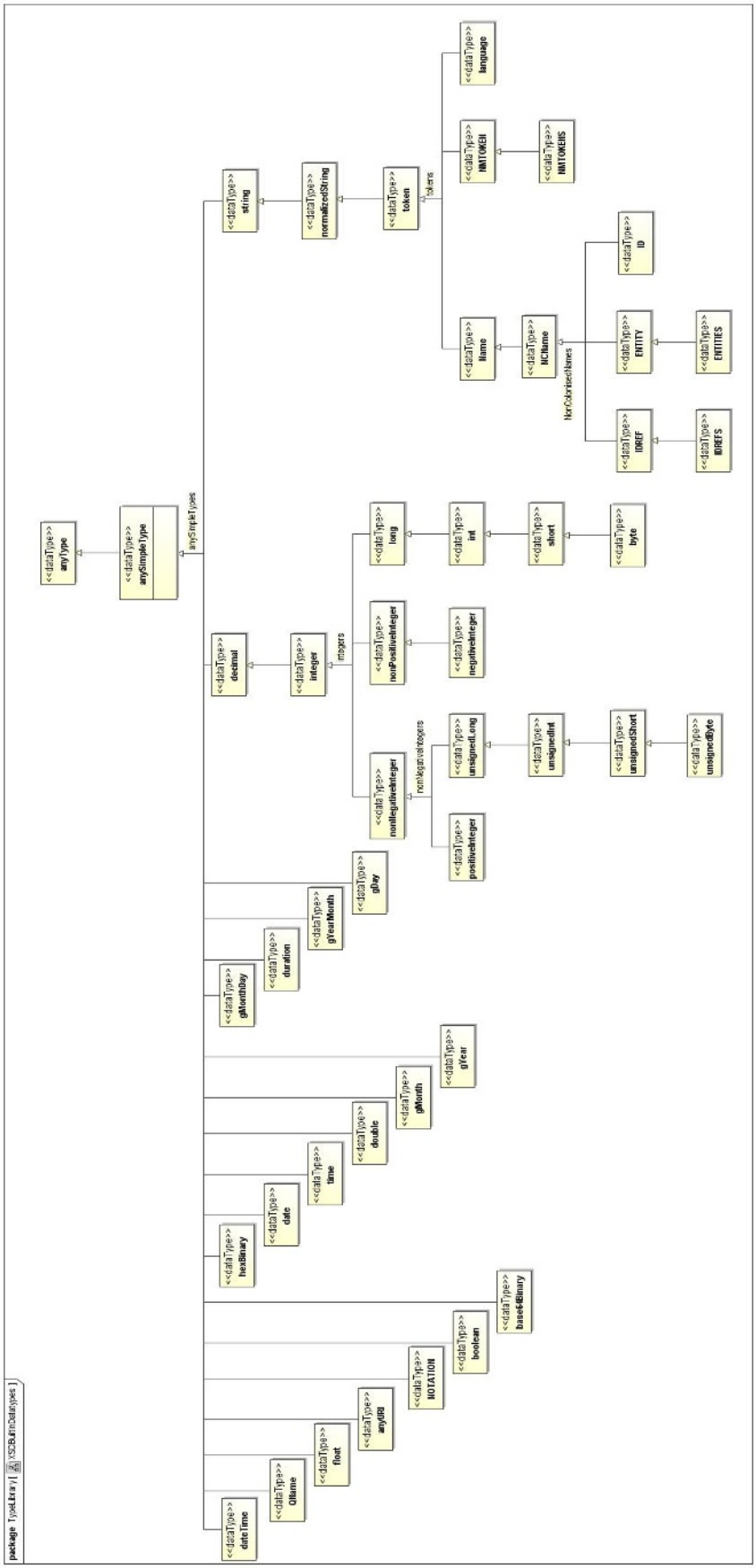

Figure 1 — XSD Built-in DataTypes

© ISO 2013 – All rights reserved

Documents
Document Sharing Hub
Full document details: BS ISO 20022-1:2013

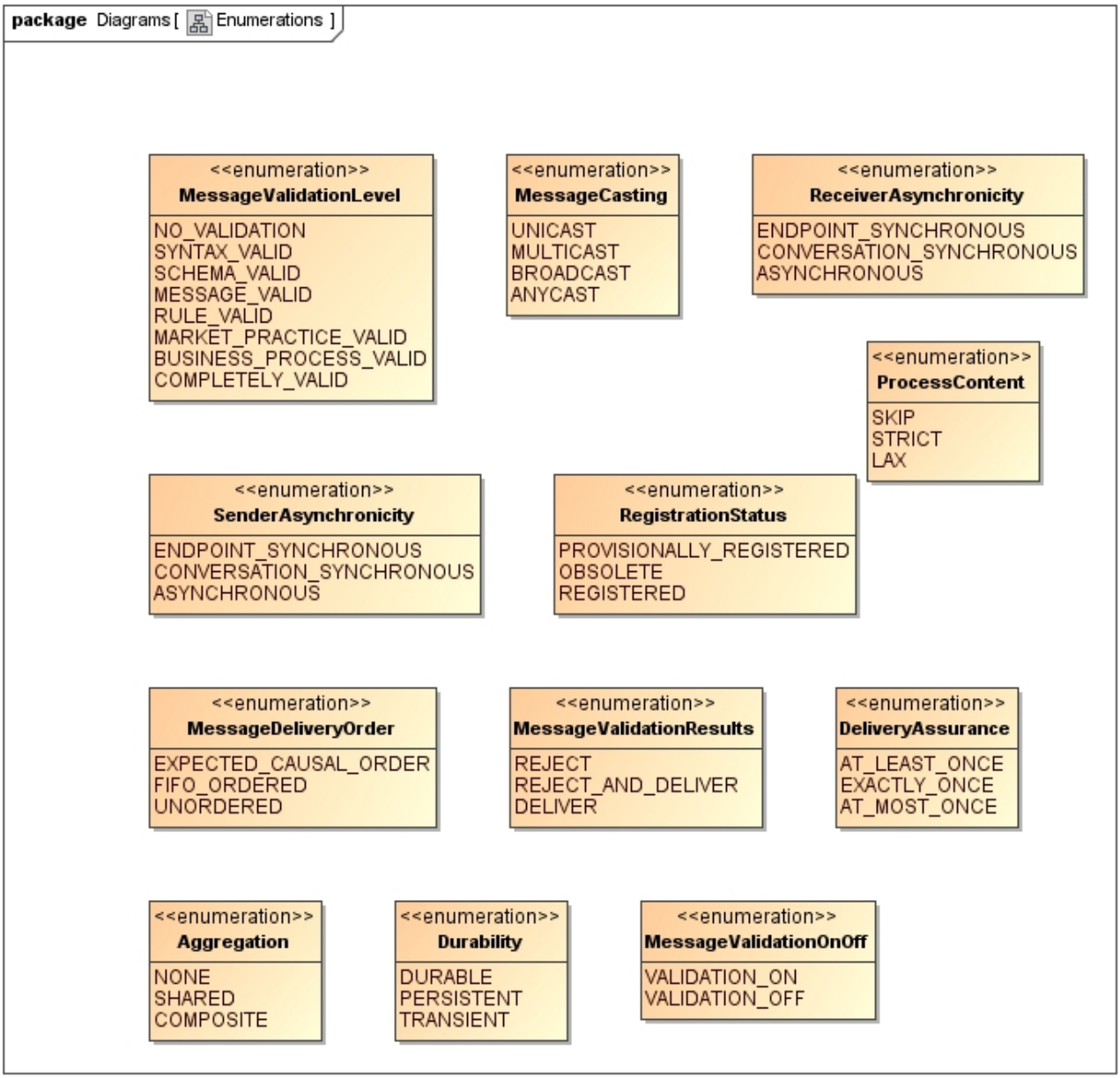

Figure 2 — DataType enumerated values

5 Metamodel packages

5.1 General

The metamodel describes the structure of models built in accordance with this International Standard. All models produced according to this International Standard shall comply with this one model.

5.2 The metamodel's use of ISO20022::TypeLibrary

The metamodel imports the ISO20022::TypeLibrary Package and its subpackages, which are defined in Annex A. It uses the types defined therein to define the metamodel.

© ISO 2013 – All rights reserved

Documents
Document Sharing Hub
Full document details: BS ISO 20022-1:2013

NOTE The ISO20022::TypeLibrary Package is not contained within the ISO20022::Metamodel Package because it is used by both the metamodel and the UML Profile defined in ISO 20022-2, which also imports it. The ISO20022::TypeLibrary::XMLSchema Package contains definitions of the W3C XML Schema built-in Datatypes in a form that makes it possible for modellers to use these Datatypes in UML and MOF models.

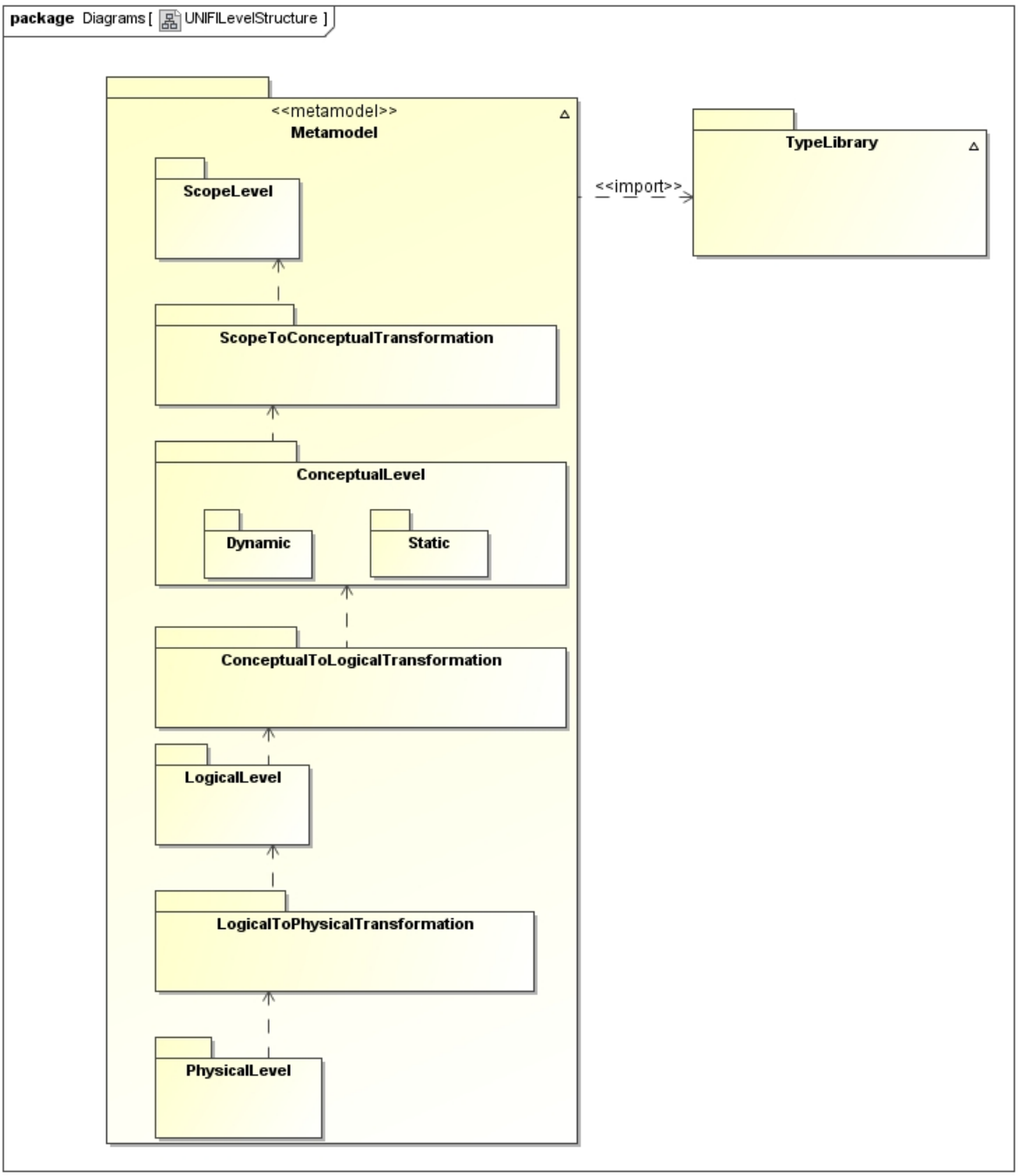

Figure 3 — ISO 20022 level structure

5.3 Levels

The metamodel has four levels of model, each of increasing realization. These four levels are based upon the first four levels of the Zachman Framework.

© ISO 2013 – All rights reserved
Documents
Document Sharing Hub
Full document details: BS ISO 20022-1:2013

Table 1 — Metamodel levels

Level name	Focus
Scope	Achieving a thorough understanding of the business objectives of the considered BusinessArea and its relevant Business Processes.
Conceptual	Formalizing the semantics and discovering the communication and interaction requirements related to these Business Processes by defining the BusinessTransactions, BusinessActivities and Message Choreographies related to these Business Processes.
Logical	Creating a precise description of the messages and systems, without regard to technology.
Physical	Creating a precise description of the messages and systems in a technology that can be used for implementation.

The Zachmann Framework has two further levels. These are regarded as being under the aegis of the implementers of this International Standard.

For a BusinessArea being modelled, each level is modelled completely and precisely.

The number of levels may not be added to or reduced.

NOTE 1 Adding or removing levels introduces redundancy or discontinuity.

Each level is disjointed.

NOTE 2 No concept may appear at more than one level without a change in the level of realization.

There is no relationship between the levels other than realization.

There is no sequence, other than the ordering of realization, implicit in the levels. Any level may be completed in any order.

NOTE 3 This might be further constrained in a modelling method.

NOTE 4 The levels do not subsume each other.

NOTE 5 The metaclasses used to explain the different levels are detailed in Annex B.

5.3.1 Scope level

The purpose of the Scope level is to acquire an understanding of the BusinessArea for which an ISO 20022 compliant BusinessTransaction and MessageSet is to be developed. Describing the BusinessProcesses helps in the identification of the communication problems that exist among the business actors (modelled as BusinessRoles) that take part in these processes. Those communication problems will be the main drivers for the Conceptual level. Identifying the Business Information that is manipulated in a BusinessArea is also important for the later Logical level, because the MessageDefinitions will contain data elements that are related to this business information.

© ISO 2013 – All rights reserved

Documents
Document Sharing Hub
Full document details: BS ISO 20022-1:2013

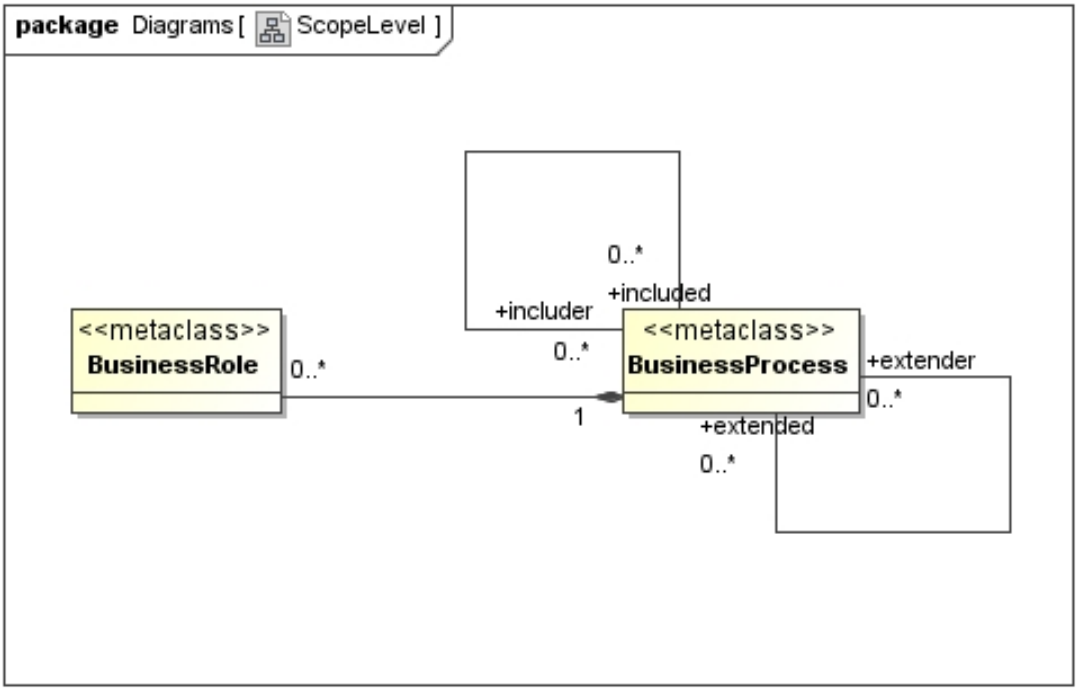

Figure 4 — Scope level

5.3.2 Conceptual level

5.3.2.1 Creation of a semantic model of all artefacts (static part)

The Conceptual level starts by using a “black box perspective” in order to avoid prematurely tackling architectural issues regarding the issues encountered during the implementation. A “black box” perspective means that one does not try to define BusinessTransactions and MessageDefinitions. The focus is only on defining “who needs what” in order to execute the BusinessProcesses. There is no attempt yet to define how to get the information at the right moment to the right business user. All BusinessConcepts that are involved in the BusinessTransactions shall firstly be identified.

© ISO 2013 – All rights reserved
Documents
Document Sharing Hub
Full document details: BS ISO 20022-1:2013

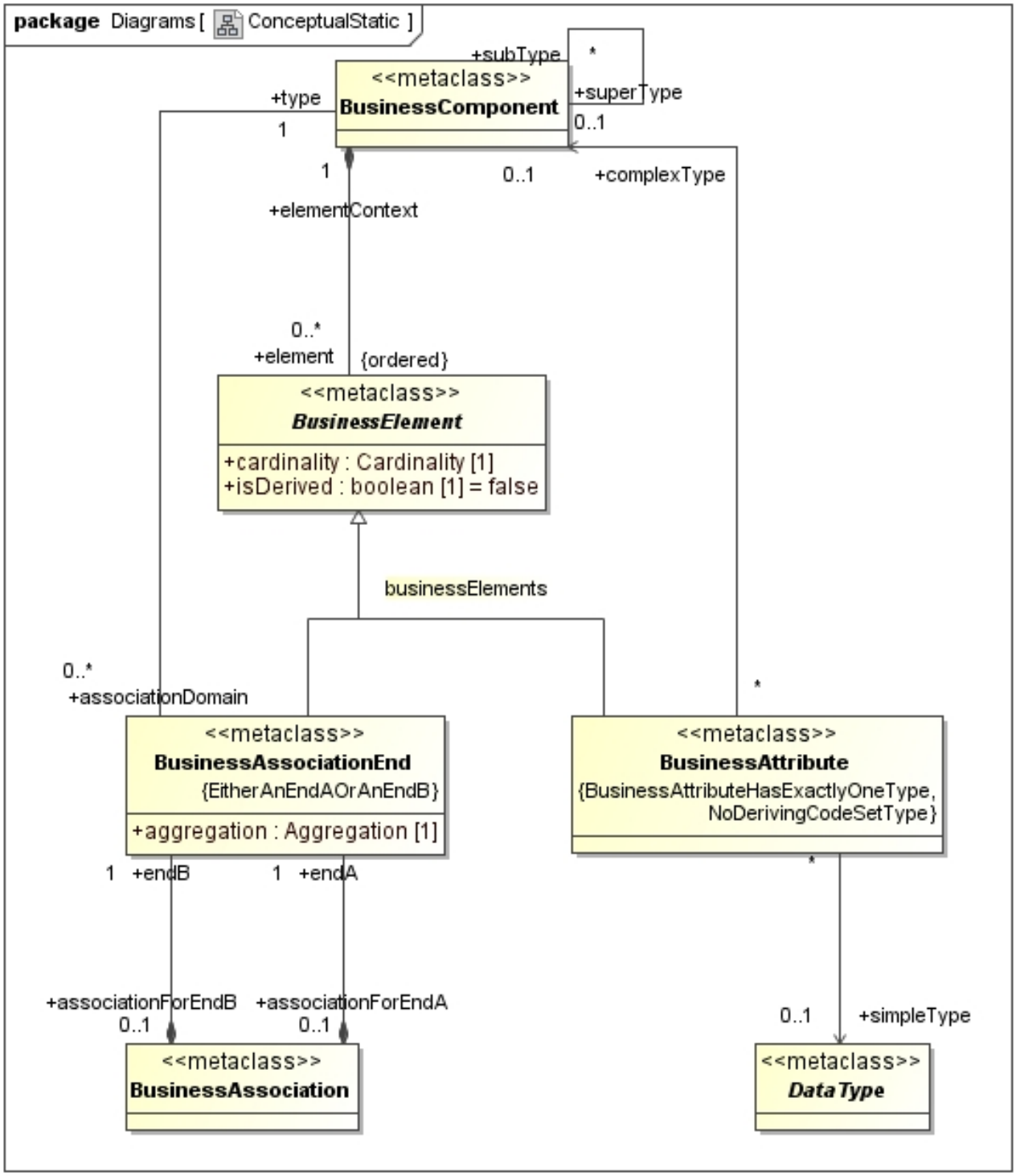

Figure 5 — ConceptualStatic level

5.3.2.2 Identification of the requirements related to communication (dynamic part)

Define the dynamic part (i.e. the process description of the full interaction between all involved Participants) by specifying the details of the BusinessTransaction and MessageSet that will be developed. This means that the focus is moving from the “black box” perspective to a “white box” perspective. A “white box” perspective means that one looks into all the details of the BusinessTransaction and MessageSet. The focus is now on

© ISO 2013 – All rights reserved

Documents
Document Sharing Hub
Full document details: BS ISO 20022-1:2013

defining the MessageFlows and MessageDefinitions that are needed to get the required information at the right time to the right business user.

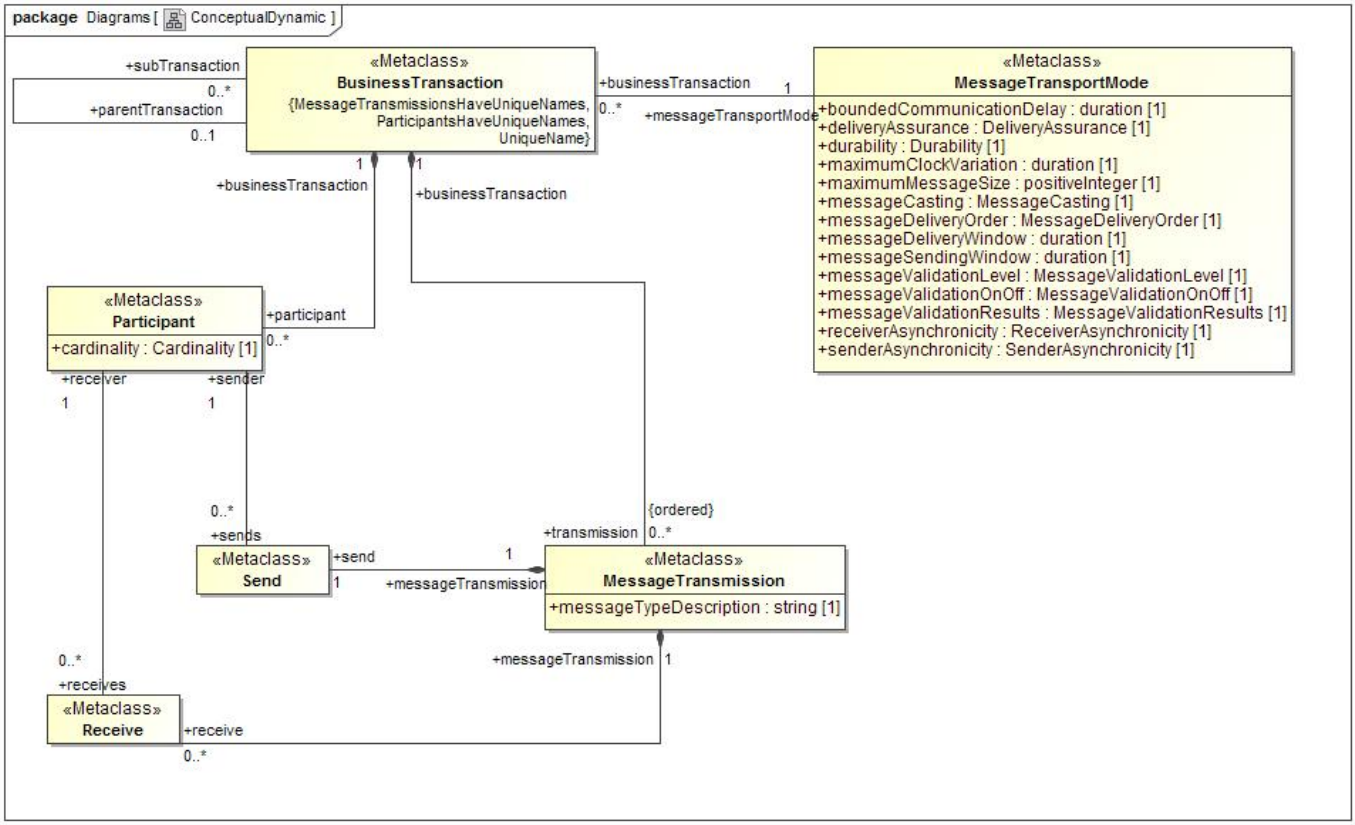

Figure 6 — ConceptualDynamic level

5.3.3 Logical level

The purpose of the Logical level is to create the MessageSets with their MessageDefinitions:

— the MessageSet is still characterized from a pure business perspective;

— the focus moves from defining the dynamics to defining the static part (i.e. the precise structure of the MessageInstances) of the BusinessTransaction and MessageSet, which is done in MessageDefinition Diagrams.

© ISO 2013 – All rights reserved
Documents
Document Sharing Hub
Full document details: BS ISO 20022-1:2013

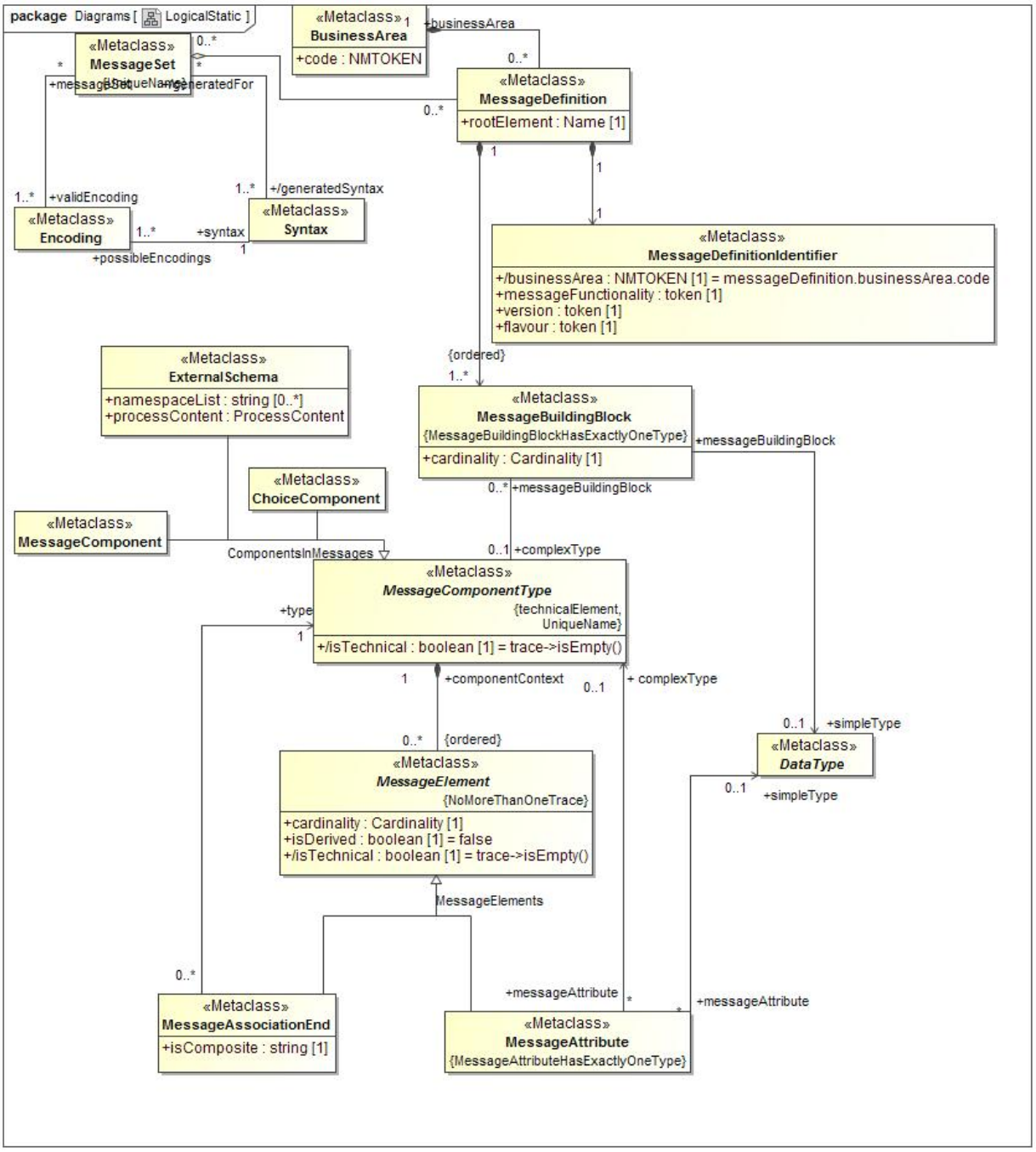

Figure 7 — Logical level

5.3.4 Physical level

The physical level delivers the physical implementation of MessageDefinitions and Constraints in an appropriate syntax, such as ISO 20022 XML. Specific design rules are used to build the physical representation of the MessageDefinitions from the deliverables of the Logical level.

The key deliverable of the Physical level is:

— a set of ISO 20022 Syntax Message Schemes;

© ISO 2013 – All rights reserved

Documents
Document Sharing Hub
Full document details: BS ISO 20022-1:2013

— the Message Choreography.

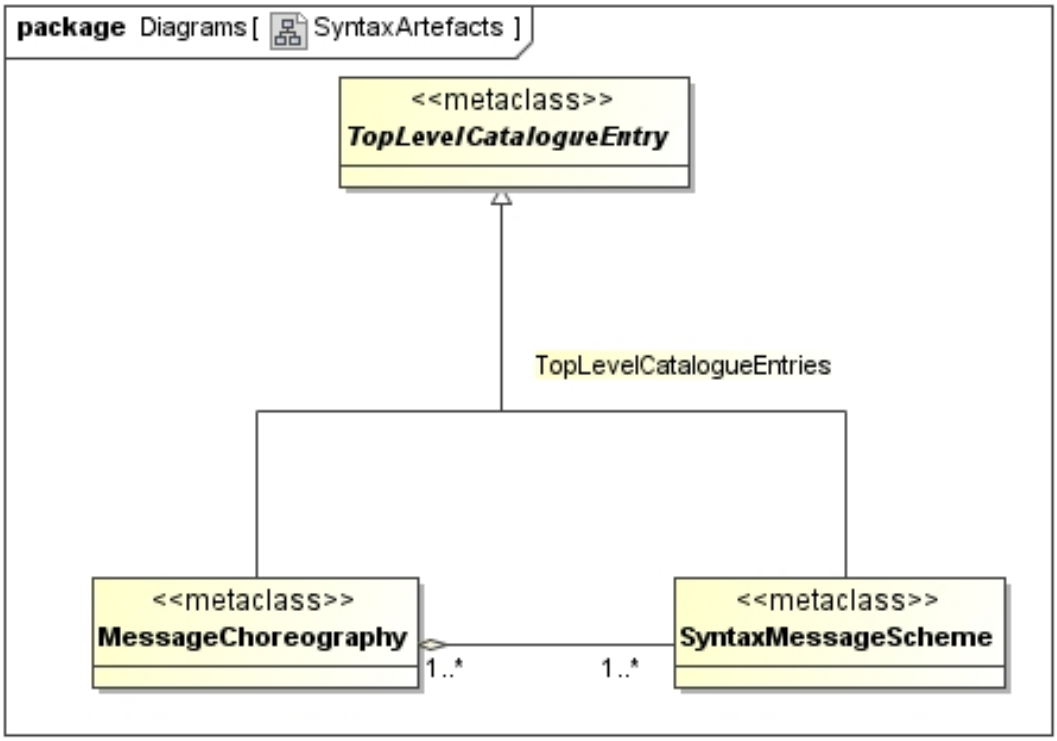

Figure 8 — Syntax artefacts

5.4 Models Transformation

Model transformation is inspired by the principles of OMG's MDA (Model Driven Architecture). To maintain consistency and facilitate realization, there is a transformation of the model at each level to its immediately subsequent level.

EXAMPLE The Conceptual level may be transformed to the Logical level.

The model at each level is transformed to the next level through being decorated with traces. Each trace is a map from one level to the next.

© ISO 2013 – All rights reserved
Documents
Document Sharing Hub
Full document details: BS ISO 20022-1:2013

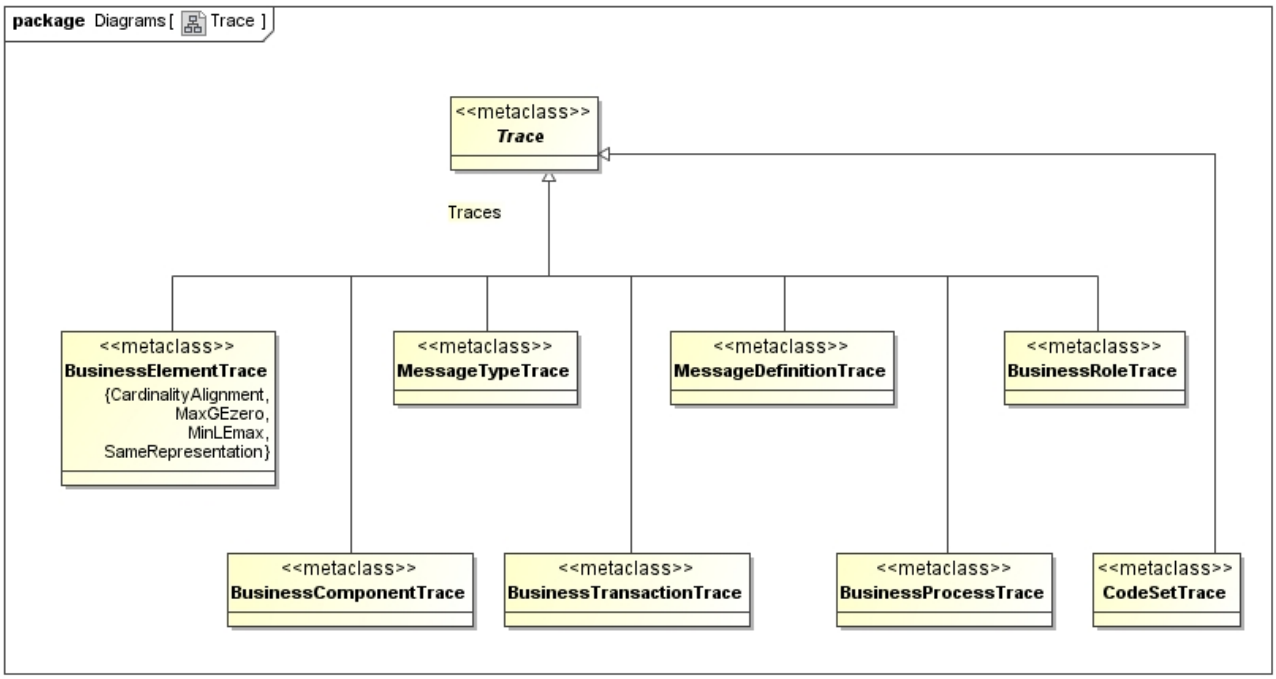

Figure 9 — Traces

Table 2 — Transformation levels

Level name	Purpose
Scope to Conceptual	A map decorating a Scope level for the purpose of transformation to a Conceptual level.
Conceptual to Logical	A map decorating a Conceptual level for the purpose of transformation to a Logical level.
Logical to Physical	A map decorating a Logical level for the purpose of transformation to a Physical level.

5.4.1 Scope to Conceptual

During the Conceptual level, the communication problem is described (the required information is scattered amongst the Participants). This means that for each BusinessProcess with its BusinessRoles, one or more BusinessTransactions with its Participants will have to be defined. A trace is defined for each Scope artefact to its corresponding Conceptual artefact.

© ISO 2013 – All rights reserved

Documents
Document Sharing Hub
Full document details: BS ISO 20022-1:2013

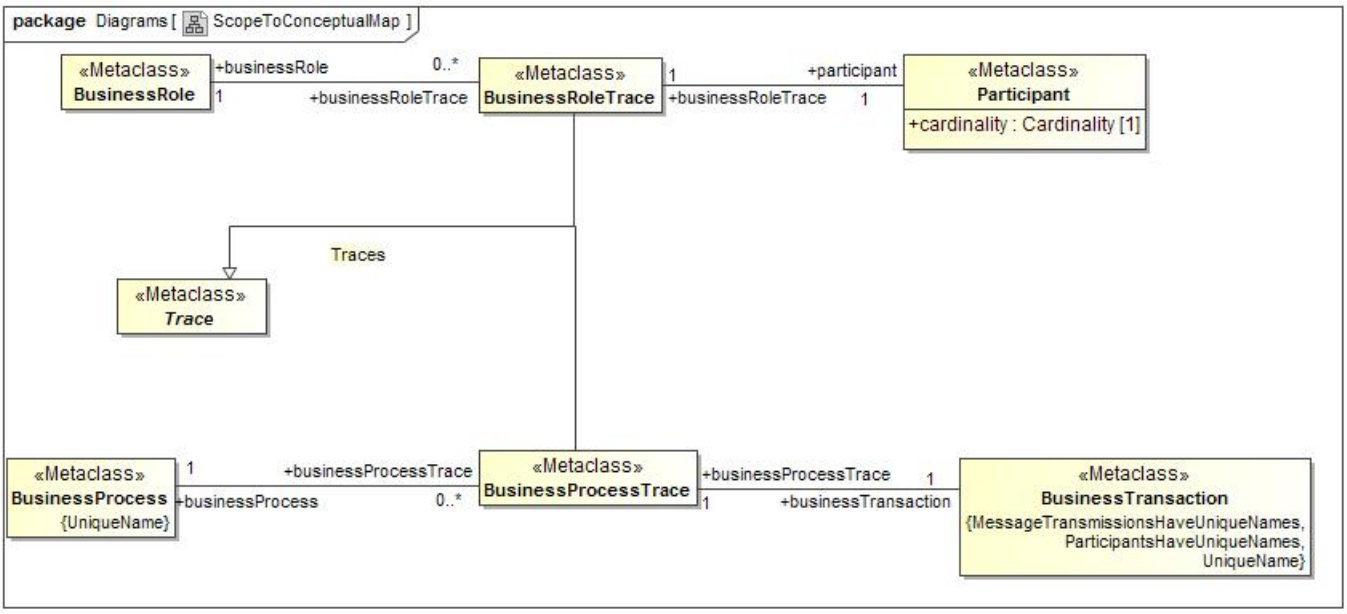

Figure 10 — Scope to Conceptual level mapping

5.4.2 Conceptual to Logical

MessageDefinitions are created by populating them with MessageComponentTypes. These MessageComponentTypes (which are contextual to the MessageDefinition in which they are used) may be derived from their more generic BusinessComponents. In such cases they shall be traced.

MessageTransmissions defined in BusinessTransaction Diagrams (identified as Signals in Sequence Diagrams) trace to MessageDefinitions.

© ISO 2013 – All rights reserved
Documents
Document Sharing Hub
Full document details: BS ISO 20022-1:2013

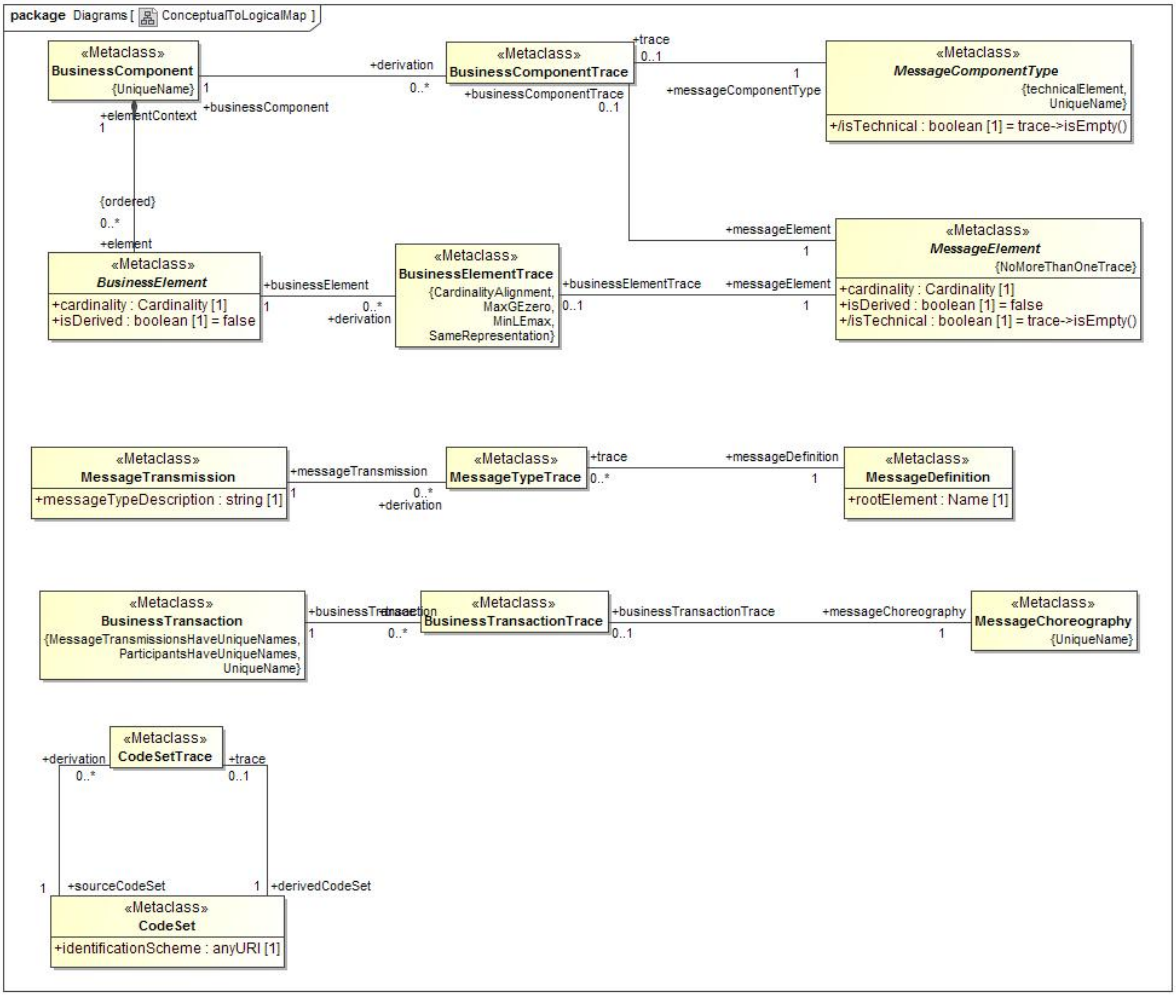

Figure 11 — Conceptual to Logical level mapping

5.4.3 Logical to Physical

This transformation is defined in ISO 20022-4.

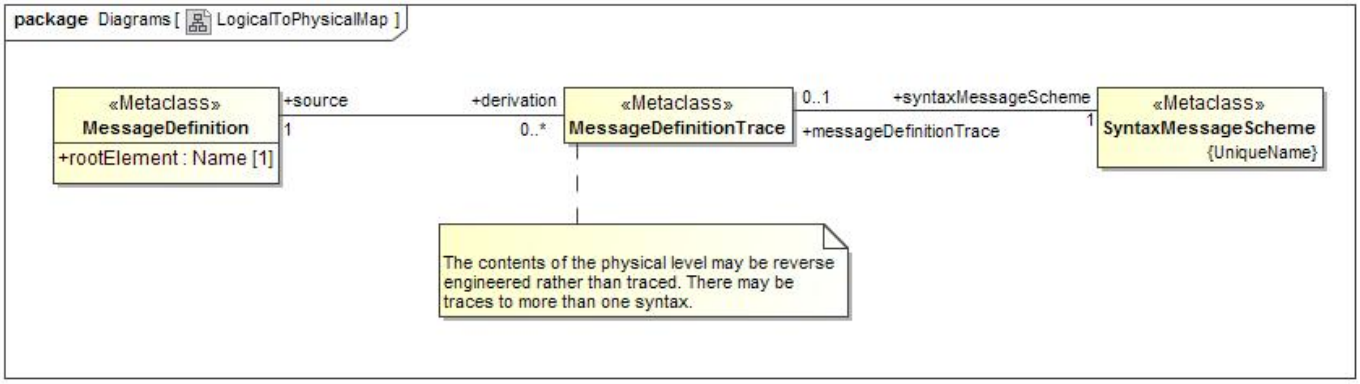

Figure 12 — Logical to Physical level mapping

© ISO 2013 – All rights reserved

Documents
Document Sharing Hub
Full document details: BS ISO 20022-1:2013

6 Repository

6.1 ISO 20022 Repository structure

6.1.1 Overview

Figure 13 shows a high level view of the structure of the ISO 20022 Repository. As indicated, the ISO 20022 Repository consists of two major parts: the BusinessProcessCatalogue and the DataDictionary.

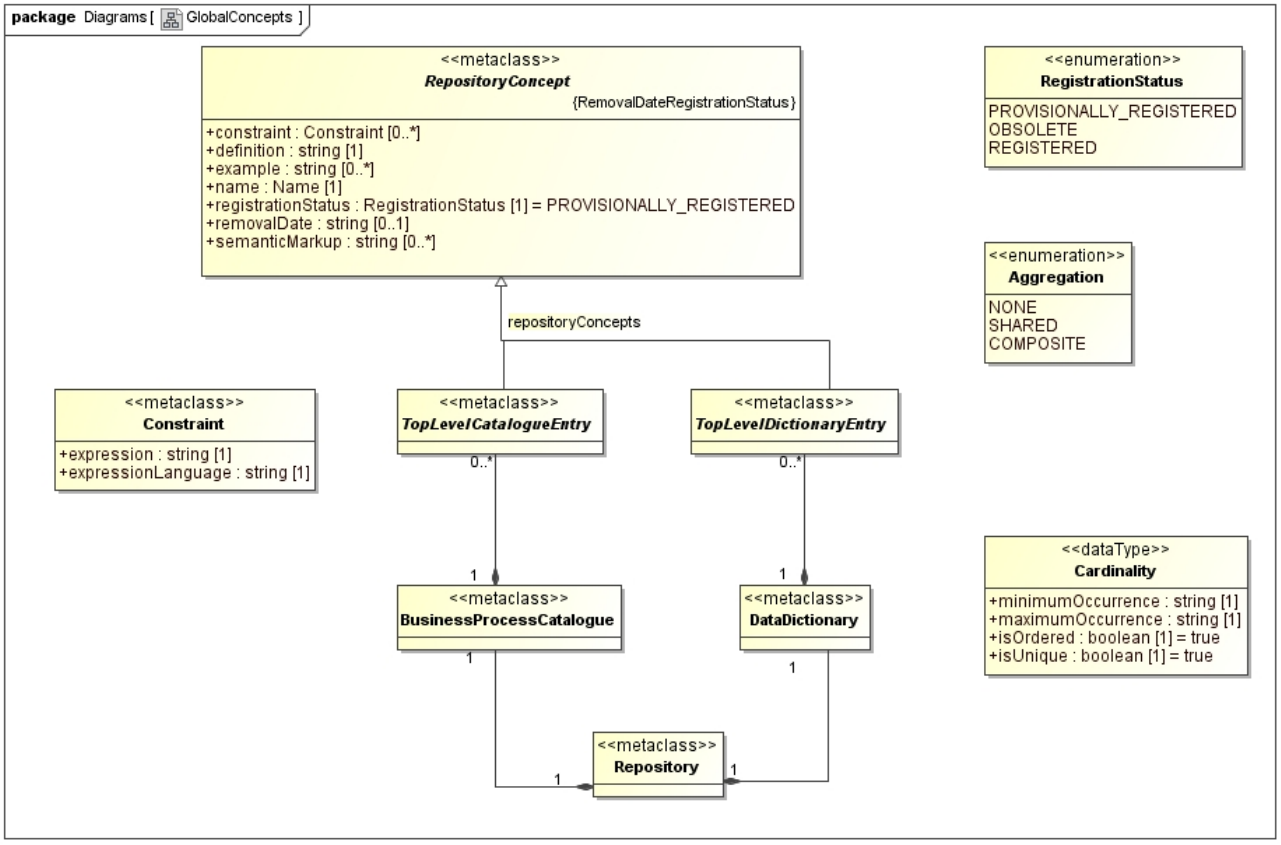

Figure 13 — Global concepts

The DataDictionary contains BusinessConcepts, MessageConcepts, Constraints and DataTypes. All these items are re-usable and are TopLevelDictionaryEntries. The DataDictionary as a whole is under release control.

The BusinessProcessCatalogue consists of TopLevelCatalogueEntries. The communication requirements and the interaction requirements in the various BusinessAreas are supported by BusinessTransactions, BusinessActivities and MessageDefinitions. All items that are stored in the BusinessProcessCatalogue are called Catalogue Items. Within the BusinessProcessCatalogue, the TopLevelCatalogueEntries are under release control. A BusinessProcessCatalogue release is always based on one single DataDictionary release.

The main relationships between Dictionary Items and Catalogue Items are as follows.

— Within the DataDictionary: MessageConcepts are derived from BusinessConcepts.

— Within the BusinessProcessCatalogue: BusinessTransactions support BusinessAreas.

© ISO 2013 – All rights reserved
Documents
Document Sharing Hub
Full document details: BS ISO 20022-1:2013

— Between the BusinessProcessCatalogue and the DataDictionary: BusinessAreas are described using BusinessConcepts and BusinessTransactions are composed of MessageConcepts.

All Dictionary Items and Catalogue Items are uniquely identified, registered and managed within the Repository. The ISO 20022 Repository contains change history records, which contain the "change log" of those items, reflecting the life cycle of the items. Change history records are maintained and controlled by the Registration Authority.

The following change history record information is associated with every item:

— Change Type*:* identifies purpose of this change history record, in terms of item creation, amendment or deletion.

— Request By*:* identifies the institution or community of users that submitted the item's change request to the Registration Authority.

— Replaces*:* indicates, when applicable, the item that has been replaced by this item.

— Change description*:* provides the business justification to change the item.

— ChangeDate*:* date at which the change to the item has been registered.

6.2 DataDictionary

6.2.1 Overview

A DataDictionary Release contains Dictionary Items, namely BusinessConcepts, DataTypes and MessageConcepts. Each Dictionary Item is accompanied by some descriptive information and has a change history record containing information about its life cycle.

Figure 5 and Figure 7 show the main relationships between Dictionary Items:

— a BusinessComponent contains BusinessElements and Constraints;

— a MessageComponentType contains MessageElements and Constraints;

— a Code is a possible value of a CodeSet;

— a DataType defines the set of valid values of BusinessAttributes and of MessageElements;

— a DataType is based on a DataType representation;

— a MessageComponentType can be derived from a BusinessComponent;

— a MessageElement can be derived from a BusinessElement or BusinessComponent.

6.2.2 List of Dictionary Items

6.2.2.1 BusinessConcepts

The DataDictionary contains the following types of BusinessConcept, which reflect the nature of the Dictionary Items that are defined and used during the Scope and Conceptual level activities. They form the basic items with which the Business Model of a BusinessArea is built.

— BusinessComponents;

— BusinessElements.

© ISO 2013 – All rights reserved

Documents
Document Sharing Hub
Full document details: BS ISO 20022-1:2013

6.2.2.2 DataTypes

The objective of a DataType is to specify unambiguously the value space of a BusinessAttribute, MessageBuildingBlock or a MessageAttribute.

XSD's Built-in DataTypes can be used directly as types of BusinessAttributes, MessageBuildingBlocks and MessageAttributes where, in contrast to the user-defined DataTypes, they cannot be further constrained. Every datatype imported from the XSD built-in library represents a set of values (i.e. its value space).

The DataType metaclass represents the set of all sets of values without identity. Therefore, datatypes imported from XSD built-in Datatypes library are instances of the DataType metaclass, which do not provide values for the metaproperties. Figure 14 illustrates the allowed instances and the relationship between the datatypes and their metaclass.

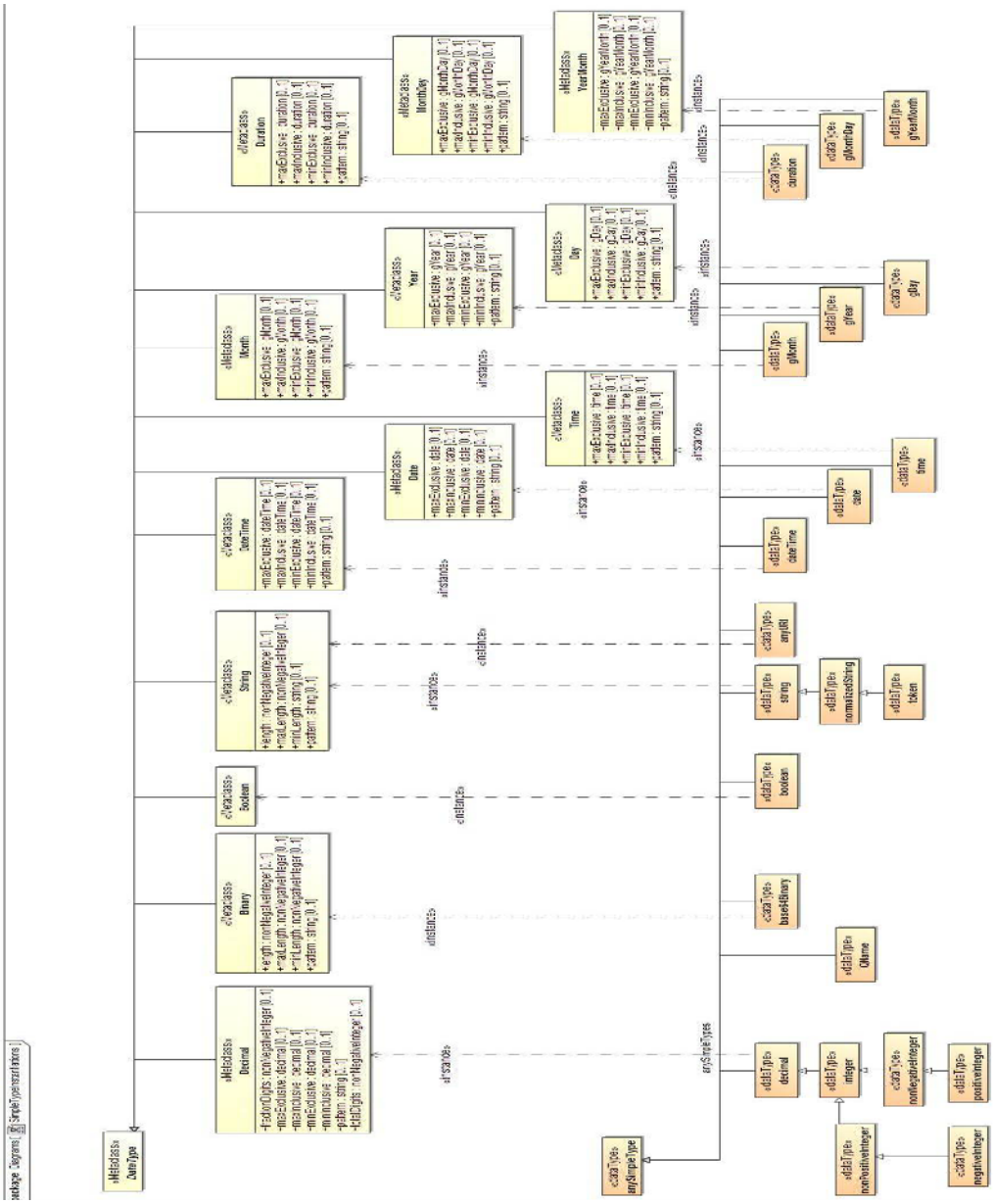

Figure 14 — XSD built-in DataType instantiations

© ISO 2013 – All rights reserved
Documents
Document Sharing Hub
Full document details: BS ISO 20022-1:2013

The user-defined DataTypes are categorized in a limited number of datatype representations, such as Amount, IdentifierSet, Quantity, CodeSet, Date, Time, Text, etc. The full list of DataType representations is defined in the metamodel.

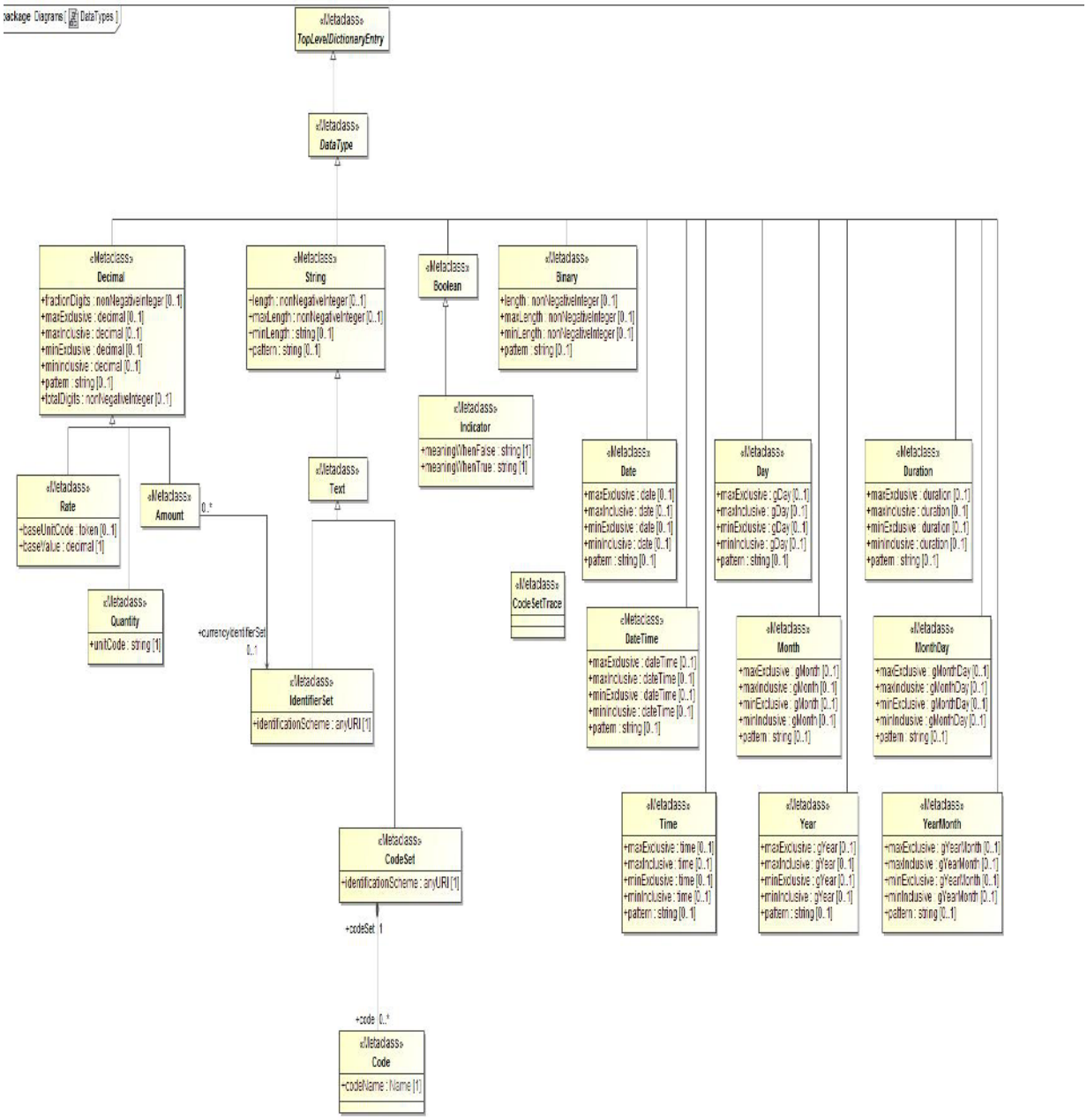

Figure 15 — User-defined DataTypes

Each DataType representation defines the following information.

a) The XSD Built-in DataType that will be used for all DataTypes based on this DataType representation, and therefore its value space, e.g.:

— DataTypes based on DataType representation “Text” will restrict XSD String;

— DataTypes based on DataType representation “Amount” will restrict XSD Decimal.

© ISO 2013 – All rights reserved

Documents
Document Sharing Hub
Full document details: BS ISO 20022-1:2013

b) The additional information that shall be specified to distinguish DataTypes based on the same DataType representation. This additional information will constrain the value space for a particular DataType. This can be done in the following two ways.

— Defining explicitly the set of possible values, by exhaustive enumeration or by referencing a list. For the DataType representation “CodeSet”, the Registration Authority will either use an existing set of Codes or the Registration Authority will define a new set of Codes within the ISO 20022 Repository. In the latter case, all Codes will be of 1 up to 4 alphanumeric characters where the first shall be upper alphabetic.

— Specifying a format restriction, e.g. by defining the allowed length of a string, using the DataType properties.

EXAMPLE 1 DataTypes based on DataType representation “IdentifierSet” can specify the list that contains the possible values of this identifier, e.g. the DataType “ISIN” contains its possible values in the “ISIN directory”.

EXAMPLE 2 DataTypes based on DataType representation “Text” can specify the maximum length that is allowed, e.g. the DataType “Max35Text”, which is used, among others, for the street name, has a maximum of 35 characters.

The list of possible values for DataTypes that have the DataType representation “CodeSet” will be included in the DataDictionary if the set of Codes is maintained by the ISO 20022 Registration Authority.

6.2.2.3 MessageConcepts

The DataDictionary contains the following types of Message Concept, which reflect the nature of the Dictionary Items that are defined and used during the Logical level activities. They form the basic items of MessageDefinitions.

— MessageComponentTypes are the re-usable Dictionary Items with which the MessageDefinitions shall be built. A MessageComponentType, when it has a business meaning, is derived from one single BusinessComponent. It can be considered as a “view” on that BusinessComponent that will be used in MessageDefinitions.

  Several MessageComponentTypes can be derived from the same BusinessComponent. These MessageComponentTypes will be different because of their specific subset of MessageElements or because of specific constraints such as cross-element Constraints or multiplicity constraints.

  In some cases a MessageComponentType can be based on a set of related BusinessComponents or can even be defined for message-specific reasons without being derived from any BusinessComponent at all.

— MessageElements: these are usually derived from the BusinessElements of the BusinessComponent corresponding to the MessageComponentType. There might be situations where MessageElements in one MessageComponentType come from multiple related BusinessComponents. The MessageElements will then be linked to the relevant BusinessElement or BusinessComponent.

  When the MessageElement has no business meaning it is not derived from any BusinessElement at all.

  If a MessageElement is derived from other MessageElements, then a Constraint should specify how this MessageElement is derived.

  The value space of a MessageElement is either defined by a DataType or by another MessageComponentType.

6.2.3 Dictionary Item Registration Status

Each Dictionary Item is assigned a “Registration Status”. The Registration Status can take the following values:

© ISO 2013 – All rights reserved
Documents
Document Sharing Hub
Full document details: BS ISO 20022-1:2013

— PROVISIONALLY REGISTERED: the Dictionary Item is pending final approval (see ISO 20022-7). This enables the Registration Authority to inform a community of users of Dictionary Items that the item will potentially become "REGISTERED" in the near future.

— REGISTERED: the ISO 20022 compliant Dictionary Item is approved and can be used.

— OBSOLETE [<REMOVAL-DATE>]: the Dictionary Item is no longer considered as ISO 20022 compliant and may no longer be used for registering updates to the ISO 20022 Repository. The Dictionary Item will, however, be kept in the DataDictionary as long as it is used in other Dictionary or Catalogue Items. The optional <REMOVAL-DATE> enables the Registration Authority to inform a community of users that the Dictionary Item will be physically removed from the DataDictionary at the date specified as <REMOVAL-DATE>.

6.2.4 Dictionary Items description information

The semantics of each Dictionary Item is defined by the following information[1)];

— Name: official name of the Dictionary Item (uniqueness is defined in the metamodel). It may include versioning information.

— Definition: precise description of the meaning of the Dictionary Item.

— Removal date: the date at which a Dictionary Item having an "OBSOLETE" Registration status is removed from the Repository.

— SemanticMarkup: markup of elements of the Dictionary with semantic metadata.

— Examples: examples of the use of the Dictionary Item in its business context.

— Multiplicity: indicates whether the Dictionary Item is mandatory, optional and/or repetitive. This information is only applicable to BusinessElements in BusinessComponents and to MessageElements in MessageComponentTypes.

— Constraint: a semantic condition or restriction.

6.2.5 DataDictionary life cycle

On a regular basis, the Registration Authority makes publicly available the current release of the DataDictionary. This published DataDictionary contains all Dictionary Items, i.e. with status PROVISIONALLY REGISTERED, REGISTERED or OBSOLETE [<REMOVAL-DATE>][2)] . This allows the Registration Authority to inform communities of users of Dictionary Items that will either become registered, or will be removed from the Dictionary in the near future.

At any time, only the latest release of the DataDictionary is available as the official point of reference. It replaces any previously released DataDictionary and contains at least all Dictionary Items that are referenced in the current issue of the BusinessProcessCatalogue.

The Registration Authority will also publish an archive of Message Definitions with status OBSOLETE and a <REMOVAL-DATE> less than than the current release publication date. This allows a user community to find information about previous versions of Message Definitions that are no longer officially supported.

---

1) This list of information is not exhaustive but is provided in the scope of the information that might be required for the submission requests to the Registration Authority.

2) "<REMOVAL-DATE>" is greater than the release publication date.

© ISO 2013 – All rights reserved

Documents
Document Sharing Hub
Full document details: BS ISO 20022-1:2013

Change history records are published at the same time as the DataDictionary. The change history records reflect the evolution of the Dictionary Items.

6.3 BusinessProcessCatalogue

6.3.1 Overview

The BusinessProcessCatalogue contains BusinessAreas. A BusinessArea can be described in more details using Business Processes. The communication requirements and the interaction requirements in the various BusinessAreas and Business Processes are supported by BusinessTransactions, which include a detailed description of the possible message flows in BusinessTransaction Diagrams. A BusinessTransaction Diagram contains one or more MessageTransmissions. Each MessageTransmission is described in a MessageDefinition, which is also converted into an ISO 20022 Syntax Message Representation.

Every MessageDefinition is thus associated with the following context information when it is used to support the communication requirements of a business activity:

— a specific BusinessTransaction Diagram, itself being used in support of a BusinessTransaction;

— a specific BusinessArea, detailed in a specific BusinessProcess.

All this information is required to understand the precise function, role and application of a MessageDefinition in the considered BusinessProcess and/or BusinessArea.

6.3.2 List of BusinessProcessCatalogue Items

The following items may be contained in the BusinessProcessCatalogue:

— BusinessArea with its MessageDefinitions (Diagram);

— BusinessProcess (Diagram) with its BusinessRoles;

— BusinessTransaction (Diagram) with its Participants;

— MessageSet with its MessageDefinitions (Diagram);

— SyntaxMessageScheme;

— MessageChoreography;

— MessageTransportMode.

6.3.3 Catalogue Item Registration Status

Each Catalogue Item is assigned a “Registration Status”. The Registration Status may take the following values:

— `PROVISIONALLY REGISTERED`: the Catalogue Item is pending final approval (see ISO 20022-7). Note that, unlike for DataDictionary Items, Catalogue Items with this status are not made publicly available;

— `REGISTERED`: the ISO 20022 compliant Catalogue Item is approved;

— `OBSOLETE [<REMOVAL-DATE>]`: the Catalogue Item is no longer considered as ISO 20022 compliant and may no longer be used for registering updates to the ISO 20022 Repository. The Catalogue Item will, however, be kept in the BusinessProcessCatalogue as long as it is used. The optional `<REMOVAL-DATE>` enables the Registration Authority to inform a community of users that the Catalogue Item will be physically removed from the BusinessProcessCatalogue at the date specified as `<REMOVAL-DATE>`.

© ISO 2013 – All rights reserved
Documents
Document Sharing Hub
Full document details: BS ISO 20022-1:2013

6.3.4 Catalogue Item description information

The semantics of each Catalogue Item is defined by the following information[3)]:

— Name*:* official name of the Catalogue Item, which may include versioning information.

— Definition: precise description of the meaning of the Catalogue Item.

— Removal date: the date at which a Catalogue Item having an "`OBSOLETE`" Registration status is removed from the Repository.

— Example*: e*xamples of the use of the Catalogue Item in its business context.

— semanticMarkup: markup of elements of the Catalogue with semantic metadata.

— constraint: a semantic condition or restriction.

6.3.5 BusinessProcessCatalogue life cycle

On a regular basis, the Registration Authority makes publicly available the current release of the BusinessProcessCatalogue. This published BusinessProcessCatalogue contains all Catalogue Items with status `REGISTERED` or `OBSOLETE [<REMOVAL-DATE>]`. Catalogue Items that have the status `<PROVISIONALLY REGISTERED>` will not be accessible via the public BusinessProcessCatalogue. The experts nominated by ISO/TC 68 (see ISO 20022-7) who are responsible for the approval of these Catalogue Items will, however, get the necessary documentation in an alternative, off-line way via the Registration Authority.

At any time, only the latest release of the BusinessProcessCatalogue is available as the official point of reference. It replaces any previously released BusinessProcessCatalogue and is always associated with the latest DataDictionary Release. Note that a BusinessTransaction may only have the REGISTERED status if all its related Catalogue Items and Dictionary Items have the status REGISTERED or OBSOLETE with a <REMOVAL-DATE> greater than the release publication date.

The Registration Authority will also publish archive Releases of the BusinessProcessCatalogue. This allows a user community to find information about Catalogue Items that are no longer officially supported.

Change history records are published at the same time as the BusinessProcessCatalogue. The change history records reflect the evolution of the Catalogue Items.

7 Registration

7.1 General

This clause provides specifications about the submission requests to the Registration Authority for updates to the DataDictionary or BusinessProcessCatalogue.

The following information is provided:

— the required format of the input;

— the means by which the input can be conveyed to the Registration Authority.

Further information on submission of requests and related Registration Authority service levels can be found in ISO 20022-7.

---

3) This list is not exhaustive but is provided in the scope of the information that might be required for the submission requests to the Registration Authority.

© ISO 2013 – All rights reserved

Documents
Document Sharing Hub
Full document details: BS ISO 20022-1:2013

7.2 Submission format

The submission will include new or updated Business Processes, Business Transactions and Message Definitions. The models shall be compliant with the metamodel and, if submitted in UML, with ISO 20022-2 and ISO 20022-3. New or updated Repository items shall be identified.

The format of the submission is to be agreed with the Registration Authority. Acceptable formats and related conventions will be published on the ISO 20022 website.

7.3 Submission media

An e-mail, sent to the Registration Authority e-mail address, will be the authorized submission media.

With the evolution of technology, the Registration Authority might accept other submission media. The full list of valid submission means shall be maintained on the ISO 20022 website.

8 Repository Access

8.1 General

It is the responsibility of the Registration Authority to provide public access to the ISO 20022 Repository information. This access will give the users the possibility to search, identify and get the full description of the available ISO 20022 DataDictionary, BusinessTransactions and MessageSets.

8.2 Repository output types

The Registration Authority shall provide access to the ISO 20022 Repository information via the following output types.

a) Interactive search/queries on:

— the DataDictionary, giving access to all DataDictionary Items and exploiting the relations between DataDictionary Items;

— the BusinessProcessCatalogue, giving access to all Catalogue Items and exploiting the relations between Catalogue Items.

b) A set of predefined downloadable extracts providing information about:

— the DataDictionary, listing all DataDictionary Items with all relevant information, e.g. Name, Definition, etc.;

— the BusinessProcessCatalogue (Business Processes and their related BusinessTransactions, BusinessTransaction Diagrams, MessageDefinitions and ISO 20022 Syntax Message Representations).

8.3 Output format

The interactive queries shall be provided free of charge via a “web query” interface on the ISO 20022 website.

The downloadable extracts shall be provided free of charge in at least one of the following formats via the ISO 20022 website:

— RTF;

— HTML;

© ISO 2013 – All rights reserved
Documents
Document Sharing Hub
Full document details: BS ISO 20022-1:2013

— PDF.

The Registration Authority shall also provide repository extracts in XMI and may agree, on a case-by-case basis, to deliver ISO 20022 Repository information in other structured languages or processable formats. The Registration Authority may charge a reasonable fee to the requesting community of users for these deliverables.

© ISO 2013 – All rights reserved

Documents
Document Sharing Hub
Full document details: BS ISO 20022-1:2013

Annex A
(normative)

Type library

A.1 General

This International Standard's Type Library is used in both its Metamodel and in its Models.

The type library uses MOF 1.4 and is expressed in XMI 2.1.

A.2 Type Library Details

A.2.1 Package ISO20022::TypeLibrary

Applied Stereotype	

The Standards Type Library. This is used in both the Metamodel and the Models.

A.2.2 Package ISO20022::TypeLibrary::Enumerations

A.2.2.1 Enumeration Aggregation

Description

Enumeration of the different kinds of "has a" relationship supported by the metamodel.

Qualified Name	ISO20022::TypeLibrary::Enumerations::Aggregation
Visibility	public

Owned literals

Literal name	Description
NONE	The relationship between two RepositoryConcepts is expressed through a simple association.
SHARED	A kind of relationship between two RepositoryConcepts whereby one component may belong to multiple aggregates. EXAMPLE A person may belong to different teams. If a team disappears, the person still exists.
COMPOSITE	A kind of relationship between two RepositoryConcepts expressing that one of the concepts cannot exist without the other. EXAMPLE An Account has an AccountOwner. If a person who has an account ceases to exist, so will its account cease to exist.

© ISO 2013 – All rights reserved
Documents
Document Sharing Hub
Full document details: BS ISO 20022-1:2013

A.2.2.2 Enumeration DeliveryAssurance

Description

Characteristic from the MessageTransport, specifying the degree to which the sending MessagingEndpoint is assured that a TransportMessage will be delivered.

NOTE The MessageTransportSystem is responsible for implementing this characteristic and might therefore decide to achieve this by republishing Transport Messages. The Idempotent Behaviours apply.

Qualified Name	ISO20022::TypeLibrary::Enumerations::DeliveryAssurance
Visibility	public

Owned literals

Literal name	Description
AT_LEAST_ONCE	The receiving Messaging Endpoint receives the TransportMessage at least once. NOTE The delivery of the TransportMessage is highly assured. If the TransportMessage cannot be delivered, then the sending Messaging Endpoint shall receive notification of an error.
EXACTLY_ONCE	The receiving Messaging Endpoint receives the TransportMessage exactly once. NOTE If the TransportMessage cannot be delivered, then the sending Messaging Endpoint shall receive notification of an error.
AT_MOST_ONCE	The receiving MessagingEndpoint receives the TransportMessage at most once. There is no assurance a TransportMessage will be delivered. NOTE The MessageTransportSystem does not deliver notification errors for non-delivery. If the TransportMessage cannot be delivered, then the sending MessagingEndpoint shall not receive notification of an error.

A.2.2.3 Enumeration durability

Description

Characteristic from the MessageTransport, indicating whether the MessageTransportSystem safely retains a TransportMessage until it has been received by the destination MessagingEndpoint.

Qualified Name	ISO20022::TypeLibrary::Enumerations::Durability
Visibility	public

Owned literals

Literal name	Description
DURABLE	The TransportMessage is kept available indefinitely until the message is delivered to the destination MessagingEndpoint. The TransportMessage is only kept available if it is ready for delivery within the BoundedCommunicationDelay; otherwise it expires like every other non-durable message.
PERSISTENT	The TransportMessage is kept available until it is delivered to the receiving MessagingEndpoint or until it is expired because the BoundedCommunicationDelay is exceeded.

Documents
Document Sharing Hub

© ISO 2013 – All rights reserved

Full document details: BS ISO 20022-1:2013

TRANSIENT	The TransportMessage is not kept available and will not be delivered if the receiving MessagingEndpoint is not available.

A.2.2.4 Enumeration MessageCasting

Description

Characteristic from the MessageTransport, indicating how receiving MessagingEndpoints may be addressed in a TransportMessage.

Qualified Name	ISO20022::TypeLibrary::Enumerations::MessageCasting
Visibility	public

Owned literals

Literal name	Description
UNICAST	TransportMessages are addressed to a single receiving MessagingEndpoint.
MULTICAST	TransportMessages are addressed to nought to many receiving MessagingEndpoints.
BROADCAST	TransportMessages are addressed to a single Broadcast List.
ANYCAST	TransportMessages may be Multicast or Broadcast. NOTE 1 The first MessagingEndpoint to consume the TransportMessage causes it to be removed from all other MessagingEndpoints. NOTE 2 At most only one MessagingEndpoint receives the message.

A.2.2.5 Enumeration MessageDeliveryOrder

Description

Characteristic from the MessageTransport, indicating to what extent TransportMessages from a sending MessagingEndpoint arrive in the order in which they were sent at the receiving MessagingEndpoints.

NOTE 1 The sending order is defined as the order in which the messages arrive at the MessageTransportSystem.

NOTE 2 The time at which a TransportMessage is sent from a MessagingEndpoint to the MessagingTransportSystem is the same time as the TransportMessage arrives at the MessageTransportSystem.

Qualified Name	ISO20022::TypeLibrary::Enumerations::MessageDeliveryOrder
Visibility	public

Owned literals

Literal name	Description
EXPECTED_CAUSAL_ORDER	The receipt order of TransportMessages at all receivers is preserved across all sending MessagingEndpoints.

© ISO 2013 – All rights reserved
Documents
Document Sharing Hub
Full document details: BS ISO 20022-1:2013

FIFO_ORDERED	At every receiver, the order of receipt of TransportMessages is preserved for each sending MessagingEndpoint but not across sending MessagingEndpoints.
UNORDERED	TransportMessages may arrive in any order at the receiving MessagingEndpoints. The only limitation is the Bounded Communication Delay.

A.2.2.6 Enumeration MessageValidationLevel

Description

Characteristic from the MessageTransport, indicating the level of validation that is required by the MessageTransportSystem.

Qualified Name	ISO20022::TypeLibrary::Enumerations::MessageValidationLevel
Visibility	public

Owned literals

Literal name	Description
NO_VALIDATION	The MessageInstance is not validated.
SYNTAX_VALID	The MessageInstance has its syntax validated, e.g. for XML messages, this would mean testing the XML is well-formed.
SCHEMA_VALID	The MessageInstance is Syntax Valid plus validated against the Syntax Message Scheme, e.g. for XML messages, this would mean testing the XML is well-formed and valid against the ISO 20022 XML Schema.
MESSAGE_VALID	The MessageInstance is Schema Valid plus validated against the MessageRules.
RULE_VALID	The MessageInstance is Message Valid plus validated against the BusinessRules.
MARKET_PRACTICE_VALID	The MessageInstance is Message Valid plus validated against the Market Practices.
BUSINESS_PROCESS_VALID	The MessageInstance is Message Valid plus validated against the MessageChoreography.
COMPLETELY_VALID	The MessageInstance is Message Valid plus validated against all Rules and MarketPractices.

© ISO 2013 – All rights reserved

Documents
Document Sharing Hub
Full document details: BS ISO 20022-1:2013

A.2.2.7 Enumeration MessageValidationOnOff

Description

Characteristic from the MessageTransport, specifying whether the MessageTransportSystem validates the MessageInstance with respect to SyntaxMessageScheme, Rules, the MarketPractices, and the MessageChoreography.

Qualified Name	ISO20022::TypeLibrary::Enumerations::MessageValidationOnOff
Visibility	public

Owned literals

Literal name	Description
VALIDATION_ON	All MessageInstances are validated by the MessageTransportSystem.
VALIDATION_OFF	MessageInstances are not validated by the MessageTransportSystem.

A.2.2.8 Enumeration MessageValidationResults

Description

Characteristic from the MessageTransport, specifying the behaviour of the MessageTransportSystem as a result of MessageValidation.

Qualified Name	ISO20022::TypeLibrary::Enumerations::MessageValidationResults
Visibility	public

Owned literals

Literal name	Description
REJECT	Invalid messages cause a rejection TransportMessage to be sent to the sending MessagingEndpoint, and the invalid MessageInstance is not delivered to any other MessagingEndpoint. Valid messages are delivered to their destinations and marked as valid in the TransportMessage.
REJECT_AND_DELIVER	Invalid messages shall cause a rejection TransportMessage to be sent to the sending MessagingEndpoint, and the invalid MessageInstance is marked as invalid in the TransportMessage and delivered to its destination MessagingEndpoints. Valid messages are delivered to their destinations and marked as valid in the TransportMessage.
DELIVER	Invalid messages do not cause a rejection TransportMessage to be sent to the sending MessagingEndpoint. The invalid MessageInstance is delivered to its destination MessagingEndpoints. Valid messages are delivered to their destinations and marked as valid in the TransportMessage.

© ISO 2013 – All rights reserved
Documents
Document Sharing Hub
Full document details: BS ISO 20022-1:2013

A.2.2.9 Enumeration ProcessContent

Description

Specifies how a contentmodel shall be validated.

Qualified Name	ISO20022::TypeLibrary::Enumerations::ProcessContent
Visibility	public

Owned literals

Literal name	Description
SKIP	The contentmodel shall not be validated.
STRICT	The contentmodel shall be validated against its specification.
LAX	The contentmodel shall be validated on a can-do basis.

A.2.2.10 Enumeration ReceiverAsynchronicity

Description

Characteristic from the MessageTransport, indicating whether a receiving MessagingEndpoint blocks the sending and receipt of other TransportMessages until it sends a response to this TransportMessage.

Qualified Name	ISO20022::TypeLibrary::Enumerations::ReceiverAsynchronicity
Visibility	public

Owned literals

Literal name	Description
ENDPOINT_SYNCHRONOUS	The receiving MessagingEndpoint blocks the receipt and processing of other TransportMessages while processing the current TransportMessage.
CONVERSATION_SYNCHRONOUS	The receiving MessagingEndpoint blocks the sending and receipt of other TransportMessages within the conversation, in which the TransportMessage was sent, while waiting for a response to this sent TransportMessage.
ASYNCHRONOUS	The receiving MessagingEndpoint shall not block the receipt or processing of other TransportMessages while processing the current TransportMessage.

A.2.2.11 Enumeration RegistrationStatus

Description

The enumeration of the standing of a RepositoryConcept in the Repository.

Qualified Name	ISO20022::TypeLibrary::Enumerations::RegistrationStatus
Visibility	public

© ISO 2013 – All rights reserved

Documents
Document Sharing Hub
Full document details: BS ISO 20022-1:2013

Owned literals

Literal name	Description
PROVISIONALLY_REGISTERED	Status of a RepositoryConcept, showing it is pending final approval.
OBSOLETE	Status of a RepositoryConcept, showing it is still compliant but cannot be used in new ISO 20022 compliant developments. NOTE Combined with the removalDate, it means the date as of which this RepositoryConcept is no longer considered as compliant. It may no longer be used for registering updates to the Repository and will be removed from the Repository at the date specified in removalDate.
REGISTERED	Status of a RepositoryConcept, showing it is ISO 20022 compliant, approved by the Registration Authority and can be used.

A.2.2.12 Enumeration SenderAsynchronicity

Description

Characteristic from the MessageTransport, indicating whether a sending Messaging Endpoint blocks after sending a TransportMessage to the MessageTransportSystem while waiting for a response from a MessagingEndpoint.

Qualified Name	ISO20022::TypeLibrary::Enumerations::SenderAsynchronicity
Visibility	public

Owned literals

Literal name	Description
ENDPOINT_SYNCHRONOUS	The sending MessagingEndpoint blocks the sending and receipt of other TransportMessages while waiting for a response to the sent TransportMessage.
CONVERSATION_SYNCHRONOUS	The sending MessagingEndpoint blocks the sending and receipt of other TransportMessages within the conversation, in which the TransportMessage was sent, while waiting for a response to this sent TransportMessage.
ASYNCHRONOUS	The sending MessagingEndpoint shall not block the sending or receipt of other TransportMessages while waiting for a response to the sent TransportMessage.

A.2.3 Package ISO20022::TypeLibrary::XMLSchema

Applied Stereotype	

Description

A.2.3.1 Datatype anySimpleType

Description

XSD data type defined in the XML Schema TypeLibrary.

© ISO 2013 – All rights reserved
Documents
Document Sharing Hub
Full document details: BS ISO 20022-1:2013

Qualified Name	ISO20022::TypeLibrary::XMLSchema::anySimpleType
Visibility	public
Supertype	ISO20022::TypeLibrary::XMLSchema::anyType

A.2.3.2 Datatype anyType

Description

XSD data type 'anyType' defined in the XML Schema TypeLibrary.

Qualified Name	ISO20022::TypeLibrary::XMLSchema::anyType
Visibility	public
Supertype	

A.2.3.3 Datatype anyURI

Description

XSD data type 'anyURI' defined in the XML Schema TypeLibrary.

Qualified Name	ISO20022::TypeLibrary::XMLSchema::anyURI
Visibility	public
Supertype	ISO20022::TypeLibrary::XMLSchema::anySimpleType
Metaclass	ISO20022::Metamodel::DataTypes::String

A.2.3.4 Datatype base64Binary

Description

XSD data type 'base64Binary' defined in the XML Schema TypeLibrary.

Qualified Name	ISO20022::TypeLibrary::XMLSchema::base64Binary
Visibility	public
Supertype	ISO20022::TypeLibrary::XMLSchema::anySimpleType
Metaclass	ISO20022::Metamodel::DataTypes::Binary

A.2.3.5 Datatype boolean

Description

XSD data type 'boolean' defined in the XML Schema TypeLibrary.

Qualified Name	ISO20022::TypeLibrary::XMLSchema::boolean
Visibility	public
Supertype	ISO20022::TypeLibrary::XMLSchema::anySimpleType
Metaclass	ISO20022::Metamodel::DataTypes::Boolean

A.2.3.6 Datatype byte

Description

XSD data type 'byte' defined in the XML Schema TypeLibrary.

Qualified Name	ISO20022::TypeLibrary::XMLSchema::byte

© ISO 2013 – All rights reserved

Documents
Document Sharing Hub
Full document details: BS ISO 20022-1:2013

Visibility	public
Supertype	ISO20022::TypeLibrary::XMLSchema::short

A.2.3.7 Datatype date

Description

XSD data type 'date' defined in the XML Schema TypeLibrary.

Qualified Name	ISO20022::TypeLibrary::XMLSchema::date
Visibility	public
Supertype	ISO20022::TypeLibrary::XMLSchema::anySimpleType
Metaclass	ISO20022::Metamodel::DataTypes::Date

A.2.3.8 Datatype dateTime

Description

XSD data type 'dateTime' defined in the XML Schema TypeLibrary.

Qualified Name	ISO20022::TypeLibrary::XMLSchema::dateTime
Visibility	public
Supertype	ISO20022::TypeLibrary::XMLSchema::anySimpleType
Metaclass	ISO20022::Metamodel::DataTypes::DateTime

A.2.3.9 Datatype decimal

Description

XSD data type 'Decimal' defined in the XML Schema TypeLibrary.

Qualified Name	ISO20022::TypeLibrary::XMLSchema::decimal
Visibility	public
Supertype	ISO20022::TypeLibrary::XMLSchema::anySimpleType
Metaclass	ISO20022::Metamodel::DataTypes::Decimal

A.2.3.10 Datatype double

Description

XSD data type 'double' defined in the XML Schema TypeLibrary.

Qualified Name	ISO20022::TypeLibrary::XMLSchema::double
Visibility	public
Supertype	ISO20022::TypeLibrary::XMLSchema::anySimpleType

A.2.3.11 Datatype duration

Description

XSD data type 'duration' defined in the XML Schema TypeLibrary.

Qualified Name	ISO20022::TypeLibrary::XMLSchema::duration
Visibility	public

© ISO 2013 – All rights reserved
Documents
Document Sharing Hub
Full document details: BS ISO 20022-1:2013