BS ISO 21806-14:2021

BSI Standards Publication

Road vehicles — Media Oriented Systems Transport (MOST)

Part 14: Lean application layer

Documents
Document Sharing Hub

Full document details: BS ISO 21806-14:2021

National foreword

This British Standard is the UK implementation of ISO 21806-14:2021.

The UK participation in its preparation was entrusted to Technical Committee AUE/16, Data Communication (Road Vehicles).

A list of organizations represented on this committee can be obtained on request to its committee manager.

Contractual and legal considerations

This publication has been prepared in good faith, however no representation, warranty, assurance or undertaking (express or implied) is or will be made, and no responsibility or liability is or will be accepted by BSI in relation to the adequacy, accuracy, completeness or reasonableness of this publication. All and any such responsibility and liability is expressly disclaimed to the full extent permitted by the law.

This publication is provided as is, and is to be used at the recipient's own risk.

The recipient is advised to consider seeking professional guidance with respect to its use of this publication.

This publication is not intended to constitute a contract. Users are responsible for its correct application.

© The British Standards Institution 2021
Published by BSI Standards Limited 2021

ISBN 978 0 539 05152 0

ICS 43.040.15

Compliance with a British Standard cannot confer immunity from legal obligations.

This British Standard was published under the authority of the Standards Policy and Strategy Committee on 30 June 2021.

Amendments/corrigenda issued since publication

Date	Text affected

Documents
Document Sharing Hub

Full document details: BS ISO 21806-14:2021

INTERNATIONAL STANDARD

ISO 21806-14

First edition
2021-05

Road vehicles — Media Oriented Systems Transport (MOST) —

Part 14: Lean application layer

Véhicules routiers — Système de transport axé sur les médias — Partie 14: Couche d'application allégée

Reference number
ISO 21806-14:2021(E)

AVA Documents
Document Sharing Hub

© ISO 2021

Full document details: BS ISO 21806-14:2021

COPYRIGHT PROTECTED DOCUMENT

© ISO 2021

All rights reserved. Unless otherwise specified, or required in the context of its implementation, no part of this publication may be reproduced or utilized otherwise in any form or by any means, electronic or mechanical, including photocopying, or posting on the internet or an intranet, without prior written permission. Permission can be requested from either ISO at the address below or ISO's member body in the country of the requester.

ISO copyright office
CP 401 • Ch. de Blandonnet 8
CH-1214 Vernier, Geneva
Phone: +41 22 749 01 11
Email: copyright@iso.org
Website: www.iso.org

Published in Switzerland

© ISO 2021 – All rights reserved

Documents
Document Sharing Hub

Full document details: BS ISO 21806-14:2021

Contents

Page

Foreword ... **v**
Introduction ... **vi**
1 Scope ... **1**
2 Normative references ... **1**
3 Terms and definitions ... **1**
4 Symbols and abbreviated terms ... **3**
4.1 Symbols ... 3
4.2 Abbreviated terms ... 3
5 Conventions ... **3**
6 Basic principles ... **3**
7 Node kinds ... **4**
7.1 General ... 4
7.2 Root node ... 4
7.2.1 General ... 4
7.2.2 Lean network services ... 5
7.2.3 Network descriptor ... 5
7.3 Remote node ... 6
7.4 Listen-only node ... 6
8 Node addressing ... **6**
9 Data transport ... **7**
10 Network configuration ... **7**
10.1 General ... 7
10.2 Network ... 7
10.3 Node ... 8
10.4 Path ... 8
10.5 Coupling ... 8
10.6 Streaming socket ... 9
10.7 Network socket ... 9
11 Network supervisor/application interface (NSAI) ... **10**
11.1 Overview ... 10
11.2 Requests, responses, and events ... 11
11.2.1 Network startup and shutdown ... 11
11.2.2 Connection management ... 11
11.2.3 Diagnosis ... 11
12 Lean network services interface (LNSI) ... **12**
12.1 Overview ... 12
12.2 Requests, responses, and events ... 14
12.2.1 Lean network services ... 14
12.2.2 Network startup and shutdown ... 14
12.2.3 Node discovery ... 14
12.2.4 Connection management ... 15
12.2.5 Diagnosis ... 15
13 Network management ... **15**
13.1 Network startup and shutdown ... 15
13.2 Network events ... 15
13.2.1 General ... 15
13.2.2 End of network activity ... 16
13.2.3 Unlock and critical unlock ... 16
13.2.4 Network change event ... 16

© ISO 2021 – All rights reserved

AVA Documents
Document Sharing Hub
Full document details: BS ISO 21806-14:2021

13.2.5 Source drop ... 16
13.3 Node discovery ... 16
13.3.1 General ... 16
13.3.2 Addresses ... 17
13.3.3 Scanning the network ... 17
13.3.4 Adding nodes to the network ... 18
13.3.5 Reset detection ... 21
13.4 Connection management ... 23
13.4.1 General ... 23
13.4.2 Sockets ... 24
13.4.3 Couplings ... 24
13.4.4 Paths ... 25
13.4.5 Activating paths ... 25
13.4.6 Deactivating paths ... 26
13.4.7 Re-creation of lost paths ... 27
13.4.8 Monitoring ... 27
13.5 Network management message format ... 27
13.5.1 General ... 27
13.5.2 Command and report reference ... 27
13.5.3 Message IDs for commands and reports ... 30

14 Diagnosis ... 31
14.1 General ... 31
14.2 Full-duplex network diagnosis ... 31
14.3 Half-duplex network diagnosis ... 32
14.4 Network diagnosis using diagnosis line ... 32

15 Timing definitions ... 33
15.1 Overview ... 33
15.2 Timer t_{Hello} ... 34
15.2.1 Purpose ... 34
15.2.2 Start and stop conditions ... 34
15.2.3 Timer expiration ... 34
15.3 Timer t_{RD} ... 34
15.3.1 Purpose ... 34
15.3.2 Start and stop conditions ... 34
15.3.3 Timer expiration ... 35
15.4 Timer $t_{LNS_Termination}$ ... 35
15.4.1 Purpose ... 35
15.4.2 Start and stop conditions ... 35
15.4.3 Timer expiration ... 35

16 Service interface definition to transport layer and network layer ... 35

Annex A (normative) **Parameters for LNSI and network management messages ... 36**

Annex B (informative) **XSD for validation of XML ... 43**

Annex C (informative) **Network descriptor example ... 53**

Bibliography ... 55

© ISO 2021 – All rights reserved

Documents
Document Sharing Hub
Full document details: BS ISO 21806-14:2021

Foreword

ISO (the International Organization for Standardization) is a worldwide federation of national standards bodies (ISO member bodies). The work of preparing International Standards is normally carried out through ISO technical committees. Each member body interested in a subject for which a technical committee has been established has the right to be represented on that committee. International organizations, governmental and non-governmental, in liaison with ISO, also take part in the work. ISO collaborates closely with the International Electrotechnical Commission (IEC) on all matters of electrotechnical standardization.

The procedures used to develop this document and those intended for its further maintenance are described in the ISO/IEC Directives, Part 1. In particular, the different approval criteria needed for the different types of ISO documents should be noted. This document was drafted in accordance with the editorial rules of the ISO/IEC Directives, Part 2 (see www.iso.org/directives).

Attention is drawn to the possibility that some of the elements of this document may be the subject of patent rights. ISO shall not be held responsible for identifying any or all such patent rights. Details of any patent rights identified during the development of the document will be in the Introduction and/or on the ISO list of patent declarations received (see www.iso.org/patents).

Any trade name used in this document is information given for the convenience of users and does not constitute an endorsement.

For an explanation of the voluntary nature of standards, the meaning of ISO specific terms and expressions related to conformity assessment, as well as information about ISO's adherence to the World Trade Organization (WTO) principles in the Technical Barriers to Trade (TBT), see www.iso.org/iso/foreword.html.

This document was prepared by Technical Committee ISO/TC 22, *Road vehicles*, Subcommittee SC 31, *Data communication*.

A list of all parts in the ISO 21806 series can be found on the ISO website.

Any feedback or questions on this document should be directed to the user's national standards body. A complete listing of these bodies can be found at www.iso.org/members.html.

© ISO 2021 – All rights reserved

Documents
Document Sharing Hub
Full document details: BS ISO 21806-14:2021

Introduction

The Media Oriented Systems Transport (MOST) communication technology was initially developed at the end of the 1990s in order to support complex audio applications in cars. The MOST Cooperation was founded in 1998 with the goal to develop and enable the technology for the automotive industry. Today, MOST[1)] enables the transport of high quality of service (QoS) audio and video together with packet data and real-time control to support modern automotive multimedia and similar applications. MOST is a function-oriented communication technology to network a variety of multimedia devices comprising one or more MOST nodes.

Figure 1 shows a MOST network example.

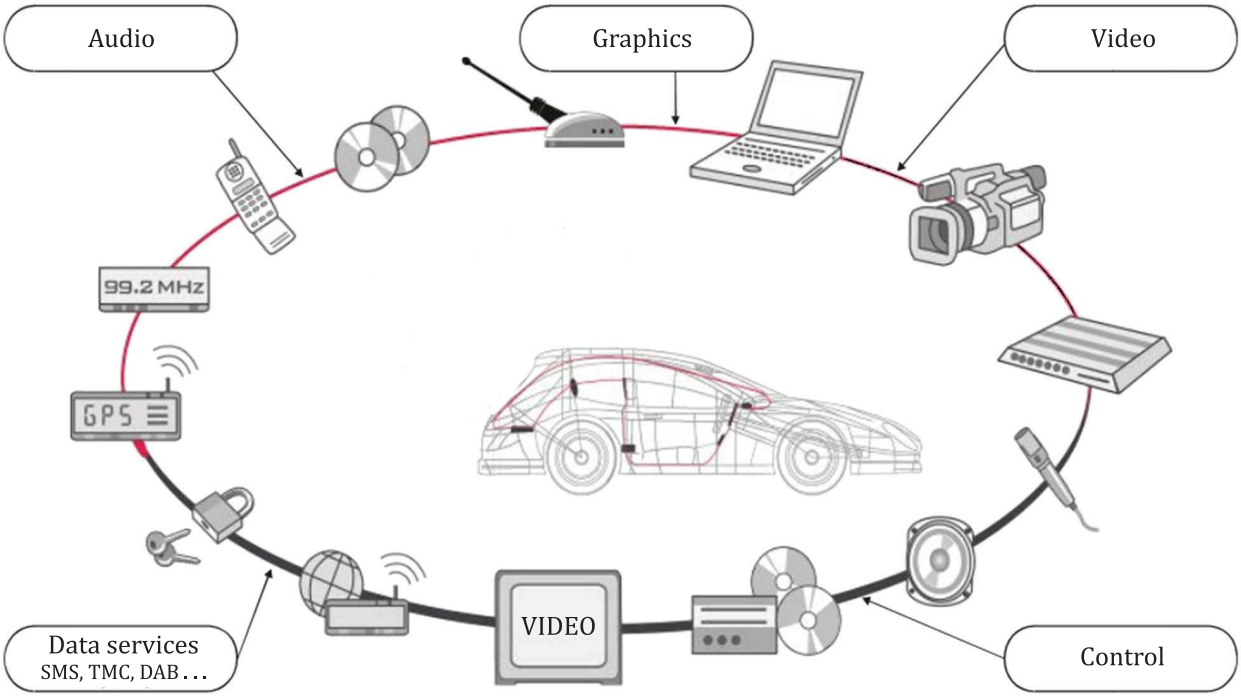

Figure 1 — MOST network example

The MOST communication technology provides:

— synchronous and isochronous streaming,

— small overhead for administrative communication control,

— a functional and hierarchical system model,

— API standardization through a function block (FBlock) framework,

— free partitioning of functionality to real devices,

— service discovery and notification, and

— flexibly scalable automotive-ready Ethernet communication according to ISO/IEC/IEEE 8802-3[2].

MOST is a synchronous time-division-multiplexing (TDM) network that transports different data types on separate channels at low latency. MOST supports different bit rates and physical layers. The network clock is provided with a continuous data signal.

1) MOST® is the registered trademark of Microchip Technology Inc. This information is given for the convenience of users of this document and does not constitute an endorsement by ISO.

© ISO 2021 – All rights reserved
Documents
Document Sharing Hub
Full document details: BS ISO 21806-14:2021

Within the synchronous base data signal, the content of multiple streaming connections and control data is transported. For streaming data connections, bandwidth is reserved to avoid interruptions, collisions, or delays in the transport of the data stream.

MOST specifies mechanisms for sending anisochronous, packet-based data in addition to control data and streaming data. The transmission of packet-based data is separated from the transmission of control data and streaming data. None of them interfere with each other.

A MOST network consists of devices that are connected to one common control channel and packet channel.

In summary, MOST is a network that has mechanisms to transport the various signals and data streams that occur in multimedia and infotainment systems.

The ISO standards maintenance portal (https://standards.iso.org/iso/) provides references to MOST specifications implemented in today's road vehicles because easy access via hyperlinks to these specifications is necessary. It references documents that are normative or informative for the MOST versions 4V0, 3V1, 3V0, and 2V5.

The ISO 21806 series has been established in order to specify requirements and recommendations for implementing the MOST communication technology into multimedia devices and to provide conformance test plans for implementing related test tools and test procedures.

To achieve this, the ISO 21806 series is based on the open systems interconnection (OSI) basic reference model in accordance with ISO/IEC 7498-1[1] and ISO/IEC 10731,[3] which structures communication systems into seven layers as shown in Figure 2. Stream transmission applications use a direct stream data interface (transparent) to the data link layer.

© ISO 2021 – All rights reserved

Documents
Document Sharing Hub
Full document details: BS ISO 21806-14:2021

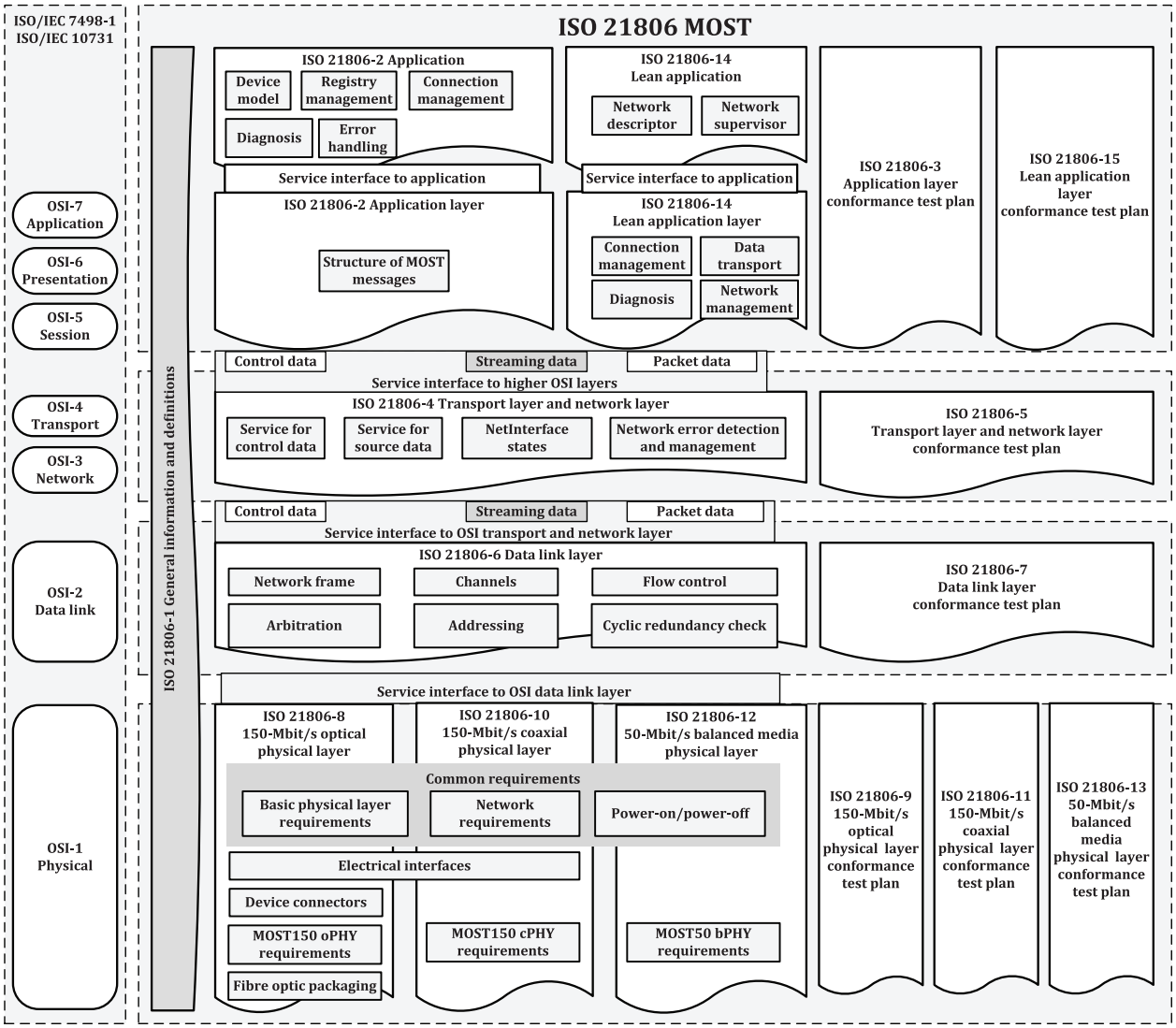

Figure 2 — The ISO 21806 series reference according to the OSI model

The International Organization for Standardization (ISO) draws attention to the fact that it is claimed that compliance with this document may involve the use of a patent.

ISO takes no position concerning the evidence, validity and scope of this patent right.

The holder of this patent right has assured ISO that he/she is willing to negotiate licences under reasonable and non-discriminatory terms and conditions with applicants throughout the world. In this respect, the statement of the holder of this patent right is registered with ISO. Information may be obtained from the patent database available at www.iso.org/patents.

Attention is drawn to the possibility that some of the elements of this document may be the subject of patent rights other than those in the patent database. ISO shall not be held responsible for identifying any or all such patent rights.

© ISO 2021 – All rights reserved
Documents
Document Sharing Hub
Full document details: BS ISO 21806-14:2021

Road vehicles — Media Oriented Systems Transport (MOST) —

Part 14: Lean application layer

1 Scope

This document specifies the technical requirements for the lean application layer for MOST, a synchronous time-division-multiplexing network.

The lean application layer includes a specification of the services available to control the configuration and behaviour of the network management.

The lean application layer covers the definition of:

— node kinds,

— node addressing,

— data transport,

— network configuration,

— lean network services interface,

— network management, including connection management,

— diagnosis, and

— timing definitions.

2 Normative references

The following documents are referred to in the text in such a way that some or all of their content constitutes requirements of this document. For dated references, only the edition cited applies. For undated references, the latest edition of the referenced document (including any amendments) applies.

ISO 21806-1, *Road vehicles — Media Oriented Systems Transport (MOST) — Part 1: General information and definitions*

ISO 21806-4, *Road vehicles — Media Oriented Systems Transport (MOST) — Part 4: Transport layer and network layer*

ISO 21806-10, *Road vehicles — Media Oriented Systems Transport (MOST) — Part 10: 150-Mbit/s coaxial physical layer*

ISO 21806-12, *Road vehicles — Media Oriented Systems Transport (MOST) — Part 12: 50-Mbit/s balanced media physical layer*

3 Terms and definitions

For the purposes of this document, the terms and definitions given in ISO 21806-1 and the following apply.

© ISO 2021 – All rights reserved

Documents
Document Sharing Hub
Full document details: BS ISO 21806-14:2021

ISO and IEC maintain terminological databases for use in standardisation at the following addresses:

— IEC Electropedia: available at http://www.electropedia.org/

— ISO Online browsing platform: available at https://www.iso.org/obp

3.1
coupling
tie between a streaming *socket* (3.11) and a network socket

3.2
lean network service
implementation of a software library that provides mechanisms to support *node discovery* (3.6) and establish a *network configuration* (3.3)

3.3
network configuration
nodes currently connected to the network and *paths* (3.7) established for transmission

3.4
network descriptor
list of nodes allowed to participate in network communication, including valid *paths* (3.7) with definition of *couplings* (3.1) and streaming connections

3.5
network supervisor
entity that is responsible for monitoring the *network configuration* (3.3)

3.6
node discovery
determination of the presence of the expected *remote nodes* (3.8)

3.7
path
two *couplings* (3.1) and a streaming connection

3.8
remote node
node that participates in a MOST network that conforms to this document and does not implement the *lean network services* (3.2)

3.9
root node
node in a MOST network that controls the network (discover, configure, and connect)

3.10
signature
unique identification of a node

Note 1 to entry: The signature includes the logical node address, DiagID, MAC address, etc. It is provided at design time. The signature is matched against the information contained in the *network descriptor* (3.4).

3.11
socket
interface of the MNC

Note 1 to entry: A socket is either a streaming socket or a network socket.

© ISO 2021 – All rights reserved
Documents
Document Sharing Hub
Full document details: BS ISO 21806-14:2021

3.12
source drop
detection of unavailability of a streaming connection by a sink

Note 1 to entry: This could, for example, be caused by network or source malfunction.

4 Symbols and abbreviated terms

4.1 Symbols

--- empty table cell or feature undefined

4.2 Abbreviated terms

LNSI lean network services interface

NSAI network supervisor/application interface

5 Conventions

This document is based on OSI service conventions as specified in ISO/IEC 10731[2].

6 Basic principles

The MOST network consists of nodes. The node that provides the network clock and is responsible for startup and shutdown of the network, as well as network management is called root node. The other nodes that participate in the network communication are called remote nodes.

Figure 3 shows the MOST network example.

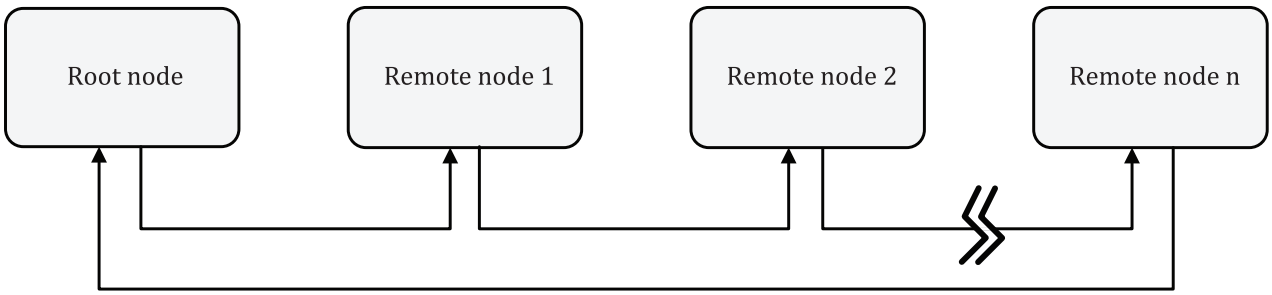

Figure 3 — MOST network example

Network management includes the process for startup and shutdown of the network.

Node discovery is a network management process that identifies all nodes in the network, which present a unique signature to the root node. Node discovery determines the presence of the expected remote nodes.

The nodes that currently exist in the network and the streaming connections between those nodes are called network configuration. The network supervisor in the root node is responsible for monitoring the network configuration.

The lean network services implement a software library that provides the root node with mechanisms for node discovery and establishing a network configuration. A remote node reacts to any lean network services request, for example, it answers to `Hello_Get` commands.

© ISO 2021 – All rights reserved

Documents
Document Sharing Hub
Full document details: BS ISO 21806-14:2021

The connection management, as part of the lean network services, is a process that establishes paths, couplings, connections, and sockets based on the network descriptor.

7 Node kinds

7.1 General

REQ	7.1 AL – Root node and remote nodes
There shall be one root node and up to 63 remote nodes.	

The maximum number of nodes may be further reduced by physical layer restrictions.

7.2 Root node

7.2.1 General

The root node in a MOST network controls the network (discover, configure, and connect). This node is the one that implements the mandatory network supervisor.

REQ	7.2 AL – Root node is TimingMaster
The root node shall be the TimingMaster.	

REQ	7.3 AL – Root node structure
The root node shall contain: — the network supervisor, and — the lean network services.	

Figure 4 shows the root node. The application consists of software and/or hardware. It uses the network supervisor/application interface (NSAI) to communicate with the network supervisor. The application exchanges streaming data and packet data with the MNC.

The network supervisor uses the network descriptor to configure the lean network services by means of the lean network services interface (LNSI). The LNSI, in one direction, transports requests from the network supervisor to the lean network services and, in the opposite direction, provides responses to the network supervisor.

The lean network services exchange network management messages with the MNC. The lean network services send commands to and receive reports from the MNC.

The MNC of the root node is the TimingMaster of the MOST network.

© ISO 2021 – All rights reserved
Documents
Document Sharing Hub
Full document details: BS ISO 21806-14:2021

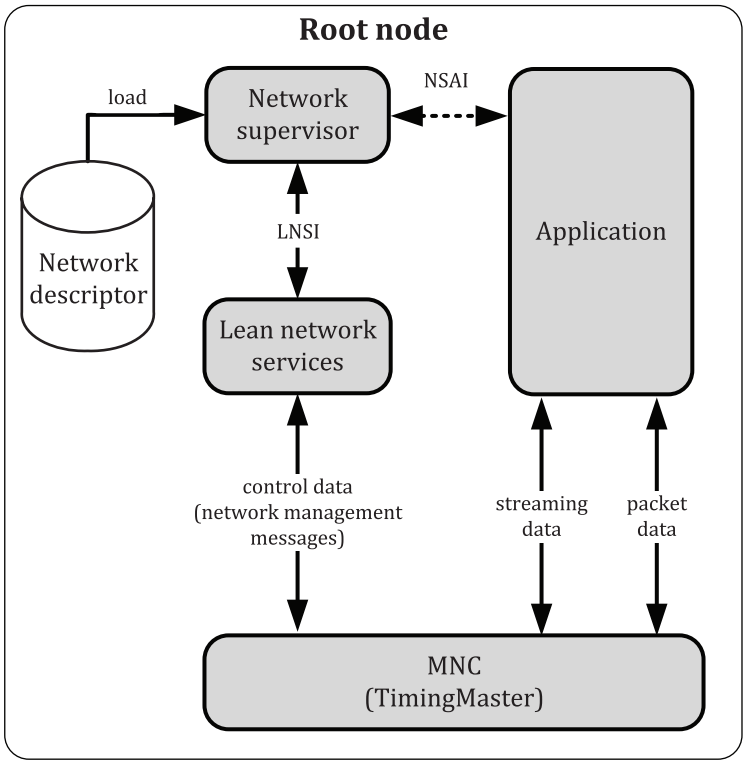

Figure 4 — Root node

7.2.2 Lean network services

The lean network services are implemented in the root node, exclusively.

REQ	7.4 AL – Lean network services scope
The lean network services shall implement: — startup; — shutdown; — node discovery; — connection management; and — diagnostic functions.	

7.2.3 Network descriptor

REQ	7.5 AL – Network descriptor
The network descriptor shall contain the definition of: — nodes allowed to participate in network communication; — valid paths; — couplings; — streaming connections; — network sockets; and — streaming sockets. NOTE The network descriptor is static and known a priori.	

© ISO 2021 – All rights reserved

Documents
Document Sharing Hub
Full document details: BS ISO 21806-14:2021

REQ	7.6 AL – Network supervisor relies on network descriptor
Based on the network descriptor, the network supervisor shall determine which nodes are permitted to join the MOST network.	

An example of a network descriptor is provided in Annex C. The status of Annex C is informative.

7.3 Remote node

REQ	7.7 AL – Remote node structure
A remote node shall not contain the network supervisor or the lean network services.	

Network management and connection management are provided by the MNC.

REQ	7.8 AL – Remote node reacts on requests
The MNC of a remote node shall answer lean network service requests.	

Figure 5 specifies the remote node. The application consists of software and/or hardware. It exchanges streaming data and packet data with the MNC.

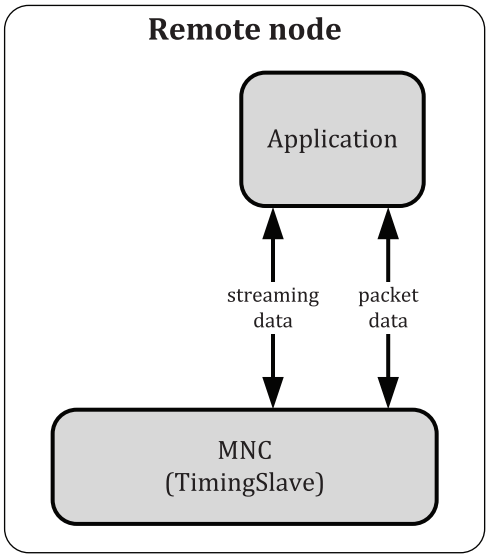

Figure 5 — Remote node

7.4 Listen-only node

For network analysis purposes, a certain node kind exists that does not change the content of network frames. A listen-only node is invisible to other nodes.

8 Node addressing

REQ	7.9 AL – 16-bit address area structure
For 16-bit addressing, the address area of an MNC shall be structured as specified in Table 1.	

© ISO 2021 – All rights reserved
Documents
Document Sharing Hub
Full document details: BS ISO 21806-14:2021

Table 1 — 16-bit Address range

Address range	Description
0000_{16} to $000F_{16}$	Address range for internal communication between local network controller and lean network services
0010_{16} to $02FF_{16}$	Logical node address range
0300_{16} to $03C7_{16}$	Group address range
$03C8_{16}$	Blocking broadcast address
$03C9_{16}$ to $03FE_{16}$	Group address range
$03FF_{16}$	Non-blocking broadcast address
0400_{16} to $043F_{16}$	Node position address range
0440_{16} to $04FF_{16}$	Reserved
0500_{16} to $0EFF_{16}$	Logical node address range
$0F00_{16}$ to $0FEF_{16}$	Address range for administrative purposes
$0FF0_{16}$	Debug address
$0FF1_{16}$ to $0FFD_{16}$	Address range for administrative purposes
$0FFE_{16}$	Un-initialised logical node address
$0FFF_{16}$	Address for administrative purposes
1000_{16} to $FFFF_{16}$	Reserved

9 Data transport

The application may use the packet channel for communication with network devices. The application should not use the control channel.

REQ	**7.10 AL – Administrative communication**
The control channel shall be used for administrative communication, that is, network management and connection management.	

10 Network configuration

10.1 General

The network descriptor determines the network configuration, the nodes and the streaming connections between them. It can be either edited text-based or by use of a graphical tool.

The network descriptor is used to generate a data definition in a format that the lean network services are capable of processing.

The tables in the following subclauses contain a column that is titled "stored". The entries marked with "yes" are contained in the storage format for the network descriptor, while the entries marked with "no" are relevant for the network configuration, which is established during runtime. "Optional" entries, mainly resource handles, are relevant during runtime but may also be pre-configured.

10.2 Network

REQ	**7.11 AL – Network configuration properties for the network**
The properties of the network configuration that are specified in Table 2 shall be associated with the network.	

© ISO 2021 – All rights reserved

Documents
Document Sharing Hub
Full document details: BS ISO 21806-14:2021

Table 2 — Network properties

Property	Data type/values	Stored	Description
`Activation`	`enumeration {on, off}`	no	`Activation` determines the intended state of the network.

10.3 Node

REQ	7.12 AL – Network configuration properties for nodes
The properties of the network configuration that are specified in Table 3 shall be associated with nodes.	

Table 3 — Node properties

Property	Data type/values	Stored	Description
`Availability`	`enumeration {available, not_available}`	no	The availability of a node depends on whether the `Hello/Welcome` sequence is performed successfully.
`Signature`	`complexType {NodeAddress, GroupAddress, MACAddress_47to32, MACAddress_31to16, MACAddress_15to0, DiagID, NumberOfPorts}`	yes	The signature of a node contains the `DiagID` and other relevant information.

10.4 Path

Paths are links between two nodes, consisting of two couplings and a streaming connection.

REQ	7.13 AL – Network configuration properties for paths
Table 4 specifies the properties of the network configuration for paths.	

Table 4 — Path properties

Property	Data type/values	Stored	Description
`Activation`	`enumeration {on, off}`	optional	`Activation` triggers the creation of the path.
`Identifier`	`string`	yes	`Identifier` is the unique identifier of the path.
`In_Coupling`	`string`	yes	`In_Coupling` is the identifier of the coupling that forwards the data from the network socket to the streaming socket.
`Out_Coupling`	`string`	yes	`Out_Coupling` is the identifier of the coupling that forwards the data from the streaming socket to the network socket.

10.5 Coupling

A coupling is a tie between a streaming socket and a network socket.

REQ	7.14 AL – In_Coupling direction
The `Direction` of both sockets for an `In_Coupling` shall be `in`.	

REQ	7.15 AL – Out_Coupling direction
The `Direction` of both sockets for an `Out_Coupling` shall be `out`.	

© ISO 2021 – All rights reserved
Documents
Document Sharing Hub
Full document details: BS ISO 21806-14:2021

REQ	7.16 AL – Network configuration properties for couplings
The properties of the network configuration specified in Table 5 shall be associated with couplings.	

Table 5 — Coupling properties

Property	Data type/values	Stored	Description
`Direction`	`enumeration {in, out}`	yes	Determines whether the coupling is an `In_Coupling` or an `Out_Coupling`.
`Identifier`	`string`	yes	`Identifier` is the unique identifier of the coupling.
`Usage_Counter`	`unsignedByte`	no	A coupling can be used in more than one path. The usage counter reflects how many paths include the coupling.
`Network_Socket`	`string`	yes	`Network_Socket` is the identifier of the network socket.
`Node`	`string`	yes	`Node` is the unique identifier of the associated node.
`ResourceHandle`	`unsignedShort`	optional	Handle of the coupling, which is unique within a node. $FFFF_{16}$ indicates an invalid value.
`Streaming_Socket`	`string`	yes	`Streaming_Socket` is the identifier of the streaming socket.

10.6 Streaming socket

REQ	7.17 AL – Network configuration properties for streaming sockets
The properties of the network configuration specified in Table 6 shall be associated with streaming sockets.	

Additional vendor-specific properties may exist.

Table 6 — Streaming socket properties

Property	Data type/values	Stored	Description
`Direction`	`enumeration {in, out}`	yes	Determines whether the streaming socket is used in in- or out-direction.
`Identifier`	`string`	yes	`Identifier` is the unique identifier of the streaming socket.
`ResourceHandle`	`unsignedShort`	optional	Handle of the streaming socket, which is unique within a node. $FFFF_{16}$ indicates an invalid value.

10.7 Network socket

REQ	7.18 AL – Network configuration properties for network sockets
The properties of the network configuration specified in Table 7 shall be associated with network sockets.	

Table 7 — Network socket properties

Property	Data type/values	Stored	Description
`Bandwidth`	`unsignedShort`	yes	It is the bandwidth of the streaming connection.
`Channel`	`enumeration {synchronous, isochronous}`	yes	Determines whether the synchronous channel or the isochronous channel is used.

© ISO 2021 – All rights reserved

Documents
Document Sharing Hub
Full document details: BS ISO 21806-14:2021

Table 7 *(continued)*

Property	Data type/values	Stored	Description
`Connection_Label`	`unsignedShort`	optional	`Connection_Label` is the MOST connection label that is associated with the network socket.
`Direction`	`enumeration {in, out}`	yes	Determines whether the network socket is used in in- or out-direction.
`Identifier`	`string`	yes	`Identifier` is the unique identifier of the network socket.
`ResourceHandle`	`unsignedShort`	optional	Handle of the network socket, which is unique within a node. $\texttt{FFFF}_{16}$ indicates an invalid value.

11 Network supervisor/application interface (NSAI)

11.1 Overview

The network supervisor/application interface (NSAI) provides access to the network supervisor.

REQ	7.19 AL – NSAI requests, responses, and events
The requests, responses, and events that are exchanged between the application and the network supervisor shall be in accordance with Tables 8, 9, and 10.	

Requests are directed from the application to the network supervisor. Each request is answered by a response. Events are sent from the lean network services to the network supervisor. The parameters are specified in Annex A and shall be followed. The status of Annex A is normative.

In general, the network supervisor decides what actions are taken if it receives a response with `Status = error`.

Table 8 — Messages for the NSAI – Network startup and shutdown

Message	Parameter	Description
`Network_Startup_Request`	`BoundaryDescriptor`	Request to start up the MOST network
`Network_Startup_Response`	`Status`	Response to the network startup request
`Network_Shutdown_Request`	`---`	Request to shut down the MOST network
`Network_Shutdown_Response`	`Status`	Response to the shutdown request
`Network_Status_Event`	`Accessibility, AccessibilityInfo, TransitionCause, NodeAddress, VisibleNodes, PacketBandwidth`	Indication of a network status change

Table 9 — Messages for the NSAI – Connection management

Message	Parameter	Description
`Connection_Management_Start_Request`	`NetworkDescriptor`	Request to start connection management
`Connection_Management_Start_Response`	`Status`	Response to connection management start request
`Connection_Management_Stop_Request`	`---`	Request to stop connection management

© ISO 2021 – All rights reserved
Documents Document Sharing Hub
Full document details: BS ISO 21806-14:2021