BS ISO 5288:2024

BSI Standards Publication

Synchronous belt drives — Vocabulary

Documents
Document Sharing Hub

Full document details: BS ISO 5288:2024

National foreword

This British Standard is the UK implementation of ISO 5288:2024. It supersedes BS ISO 5288:2017, which is withdrawn.

The UK participation in its preparation was entrusted to Technical Committee W/-, Consumer Products and Services Sector Policy and Strategy Committee.

A list of organizations represented on this committee can be obtained on request to its committee manager.

Contractual and legal considerations

This publication has been prepared in good faith, however no representation, warranty, assurance or undertaking (express or implied) is or will be made, and no responsibility or liability is or will be accepted by BSI in relation to the adequacy, accuracy, completeness or reasonableness of this publication. All and any such responsibility and liability is expressly disclaimed to the full extent permitted by the law.

This publication is provided as is, and is to be used at the recipient's own risk.

The recipient is advised to consider seeking professional guidance with respect to its use of this publication.

This publication is not intended to constitute a contract. Users are responsible for its correct application.

© The British Standards Institution 2024
Published by BSI Standards Limited 2024

ISBN 978 0 539 32783 0

ICS 01.040.21; 21.220.10

Compliance with a British Standard cannot confer immunity from legal obligations.

This British Standard was published under the authority of the Standards Policy and Strategy Committee on 30 November 2024.

Amendments/corrigenda issued since publication

Date	Text affected

Documents
Document Sharing Hub

Full document details: BS ISO 5288:2024

International Standard

ISO 5288

Synchronous belt drives — Vocabulary

Transmissions synchrones par courroies — Vocabulaire

Fourth edition
2024-11

Reference number
ISO 5288:2024(en)

© ISO 2024

Documents
Document Sharing Hub

Full document details: BS ISO 5288:2024

COPYRIGHT PROTECTED DOCUMENT

© ISO 2024

All rights reserved. Unless otherwise specified, or required in the context of its implementation, no part of this publication may be reproduced or utilized otherwise in any form or by any means, electronic or mechanical, including photocopying, or posting on the internet or an intranet, without prior written permission. Permission can be requested from either ISO at the address below or ISO's member body in the country of the requester.

ISO copyright office
CP 401 • Ch. de Blandonnet 8
CH-1214 Vernier, Geneva
Phone: +41 22 749 01 11
Email: copyright@iso.org
Website: www.iso.org

Published in Switzerland

Documents
Document Sharing Hub
Full document details: BS ISO 5288:2024

Contents

Page

Foreword ..... **iv**

1 Scope **1**

2 Normative references **1**

3 Terms and definitions **1**

3.1 General 1

3.2 Synchronous belts 2

3.2.1 General 2

3.2.2 Tooth profile 4

3.2.3 Type of belt drive 5

3.2.4 Structure 5

3.2.5 Teeth 6

3.3 Pulleys 9

3.3.1 General 9

3.3.2 Grooves 13

3.3.3 Groove-generating tools 17

4 Symbols **21**

Alphabetical index **23**

© ISO 2024 – All rights reserved

Documents
Document Sharing Hub

Full document details: BS ISO 5288:2024

Foreword

ISO (the International Organization for Standardization) is a worldwide federation of national standards bodies (ISO member bodies). The work of preparing International Standards is normally carried out through ISO technical committees. Each member body interested in a subject for which a technical committee has been established has the right to be represented on that committee. International organizations, governmental and non-governmental, in liaison with ISO, also take part in the work. ISO collaborates closely with the International Electrotechnical Commission (IEC) on all matters of electrotechnical standardization.

The procedures used to develop this document and those intended for its further maintenance are described in the ISO/IEC Directives, Part 1. In particular, the different approval criteria needed for the different types of ISO document should be noted. This document was drafted in accordance with the editorial rules of the ISO/IEC Directives, Part 2 (see www.iso.org/directives).

ISO draws attention to the possibility that the implementation of this document may involve the use of (a) patent(s). ISO takes no position concerning the evidence, validity or applicability of any claimed patent rights in respect thereof. As of the date of publication of this document, ISO had not received notice of (a) patent(s) which may be required to implement this document. However, implementers are cautioned that this may not represent the latest information, which may be obtained from the patent database available at www.iso.org/patents. ISO shall not be held responsible for identifying any or all such patent rights.

Any trade name used in this document is information given for the convenience of users and does not constitute an endorsement.

For an explanation of the voluntary nature of standards, the meaning of ISO specific terms and expressions related to conformity assessment, as well as information about ISO's adherence to the World Trade Organization (WTO) principles in the Technical Barriers to Trade (TBT), see www.iso.org/iso/foreword.html.

This document was prepared by Technical Committee ISO/TC 41, *Pulleys and belts (including veebelts)*, Subcommittee SC 4, *Synchronous belt drives*.

This fourth edition cancels and replaces the third edition (ISO 5288:2017), of which it constitutes a minor revision. The change is as follows:

— Inclusion of Clause 4.

Any feedback or questions on this document should be directed to the user's national standards body. A complete listing of these bodies can be found at www.iso.org/members.html.

© ISO 2024 – All rights reserved

Documents
Document Sharing Hub
Full document details: BS ISO 5288:2024

Synchronous belt drives — Vocabulary

1 Scope

This document specifies the terms and definitions related to the use of synchronous belt drives for mechanical power transmission and where positive indexing or synchronization is required.

2 Normative references

There are no normative references in this document.

3 Terms and definitions

For the purposes of this document, the following terms and definitions apply.

ISO and IEC maintain terminology databases for use in standardization at the following addresses:

— ISO Online browsing platform: available at https://www.iso.org/obp

— IEC Electropedia: available at https://www.electropedia.org/

3.1 General

3.1.1
synchronous belt drive
system composed of a *synchronous belt* (3.2.1.1) and at least one *synchronous pulley* (3.3.1.1)

Note 1 to entry: Synchronized motion and/or power is transmitted through the engagement of teeth on the belt with *grooves* (3.3.2.1) on the pulleys.

Note 2 to entry: This belt drive has been known in the past by various names such as “timing belt drive”, “positive belt drive” or “gear belt drive”.

3.1.2
centre distance
C
shortest distance between the axes of two *synchronous pulleys* (3.3.1.1) when the belt is under the prescribed measuring force

Note 1 to entry: See Figure 1.

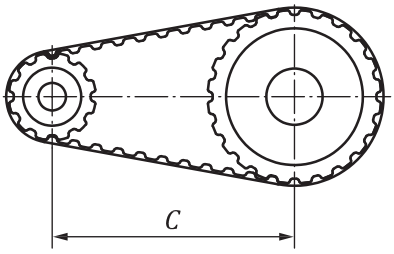

Figure 1

© ISO 2024 – All rights reserved

Documents
Document Sharing Hub
Full document details: BS ISO 5288:2024

3.1.3
endless synchronous belt drive
synchronous belt drive (3.1.1) with applied endless synchronous belt

Note 1 to entry: See Figure 2.

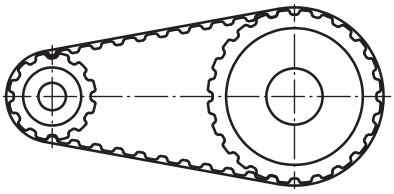

Figure 2

3.1.4
open synchronous belt drive
synchronous belt drive (3.1.1) with applied open synchronous belt

Note 1 to entry: See Figure 3.

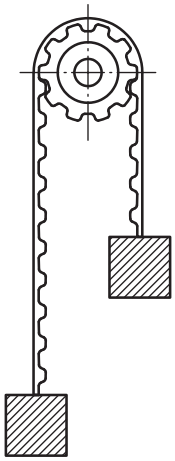

Figure 3

3.2 Synchronous belts

3.2.1 General

3.2.1.1
synchronous belt
belt with transverse teeth of rectangular or curvilinear cross-section extending from the base at regularly spaced intervals

Note 1 to entry: Consult synchronous belt dimensional standards for the full details of belt profiles.

3.2.1.2
tooth pitch
P_b
linear distance between the axes of two consecutive teeth in a section of belt loaded to the prescribed measuring force

Note 1 to entry: See Figure 4.

© ISO 2024 – All rights reserved

Documents
Document Sharing Hub
Full document details: BS ISO 5288:2024

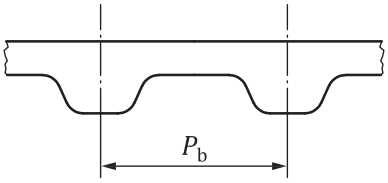

Figure 4

3.2.1.3
pitch line
circumferential line in the belt which keeps the same length when the belt is bent perpendicularly to its base

Note 1 to entry: See Figure 5.

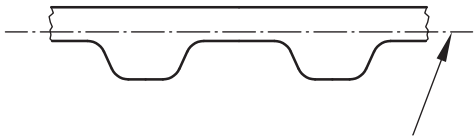

Figure 5

3.2.1.4
pitch line differential
a
<belts> radial distance between the *pitch line* (3.2.1.3) and the *root line* (3.2.5.3)

Note 1 to entry: See Figure 6.

Figure 6

3.2.1.5
belt pitch length
L_p
length of the *pitch line* (3.2.1.3) of a belt

3.2.1.6
width
b_s
transverse dimension of the back of the belt

Note 1 to entry: See Figure 7.

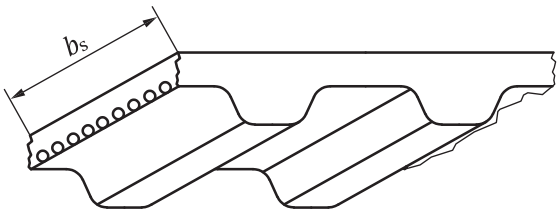

Figure 7

© ISO 2024 – All rights reserved

Documents
Document Sharing Hub
Full document details: BS ISO 5288:2024

3.2.1.7
height
h_s/h_d
total height of a single-sided or double-sided belt

Note 1 to entry: See Figure 8.

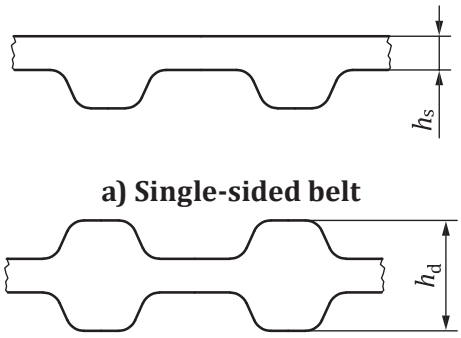

a) Single-sided belt

b) Double-sided belt

Figure 8

3.2.2 Tooth profile

3.2.2.1
trapezoidal profile
transverse *tooth* (3.2.5.1) profile formed by a tooth *flank* (3.2.5.5) and tip with only straight lines

Note 1 to entry: See Figure 9.

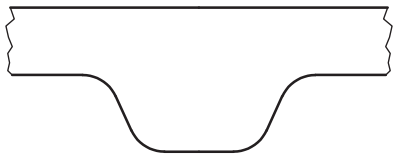

Figure 9

3.2.2.2
curvilinear profile
transverse *tooth* (3.2.5.1) profile formed by a tooth *flank* (3.2.5.5) or tip that contains curved lines

Note 1 to entry: See Figure 10.

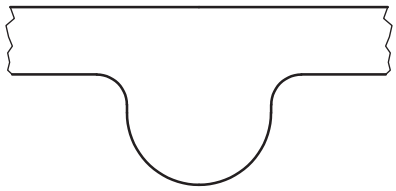

Figure 10

© ISO 2024 – All rights reserved

Documents
Document Sharing Hub
Full document details: BS ISO 5288:2024