BS ISO/IEC 21823-3:2021

BSI Standards Publication

Internet of Things (IoT) — Interoperability for IoT systems

Part 3: Semantic interoperability

Documents
Document Sharing Hub

Full document details: BS ISO/IEC 21823-3:2021

National foreword

This British Standard is the UK implementation of ISO/IEC 21823-3:2021.

The UK participation in its preparation was entrusted to Technical Committee IOT/1, Internet of Things.

A list of organizations represented on this committee can be obtained on request to its committee manager.

Contractual and legal considerations

This publication has been prepared in good faith, however no representation, warranty, assurance or undertaking (express or implied) is or will be made, and no responsibility or liability is or will be accepted by BSI in relation to the adequacy, accuracy, completeness or reasonableness of this publication. All and any such responsibility and liability is expressly disclaimed to the full extent permitted by the law.

This publication is provided as is, and is to be used at the recipient's own risk.

The recipient is advised to consider seeking professional guidance with respect to its use of this publication.

This publication is not intended to constitute a contract. Users are responsible for its correct application.

© The British Standards Institution 2023
Published by BSI Standards Limited 2023

ISBN 978 0 580 51754 9

ICS 35.020; 35.110

Compliance with a British Standard cannot confer immunity from legal obligations.

This British Standard was published under the authority of the Standards Policy and Strategy Committee on 31 March 2023.

Amendments/corrigenda issued since publication

Date	Text affected

Documents
Document Sharing Hub

Full document details: BS ISO/IEC 21823-3:2021

ISO/IEC 21823-3

Edition 1.0 2021-09

INTERNATIONAL STANDARD

colour inside

Internet of Things (IoT) – Interoperability for IoT systems – Part 3: Semantic interoperability

INTERNATIONAL
ELECTROTECHNICAL
COMMISSION

ICS 35.020; 35.110

ISBN 978-2-8322-1019-4

Warning! Make sure that you obtained this publication from an authorized distributor.

Documents
Document Sharing Hub

Full document details: BS ISO/IEC 21823-3:2021

This page is left deliberately blank.

Documents
Document Sharing Hub

CONTENTS

FOREWORD 4
INTRODUCTION 5
1 Scope 8
2 Normative references 8
3 Terms and definitions 8
4 Abbreviated terms 9
5 IoT semantic interoperability process 9
5.1 Overview 9
5.2 IoT semantic interoperability process requirements 10
5.3 IoT semantic interoperability models 11
5.4 IoT semantic interoperability guidelines 13
5.4.1 Guidelines on the capture of semantic meaning 13
5.4.2 Guidelines on the integration of semantic interoperability capability 14
5.4.3 Guidelines on the support of semantic interoperability engineering 15
6 IoT semantic interoperability life cycle 19
6.1 Life cycle requirements 19
6.2 Life cycle model 22
6.3 Life cycle implementation guidelines 23
6.3.1 Guidelines on ontology life cycle 23
6.3.2 Guidelines on semantic interoperability life cycle 23
6.3.3 Guidelines on IoT system life cycle 24
Annex A (informative) Guidance on how to learn IoT semantic interoperability 26
Annex B (informative) Guidance on how to develop IoT semantic interoperability 29
B.1 Developing semantic interoperability capabilities 29
B.2 Building steps 29
Annex C (informative) Guidance on how to manage IoT semantic interoperability life cycle 31
C.1 Interoperability specification life cycle that supports ontologies 31
C.2 IoT system life cycle supporting interoperability 32
Annex D (informative) Ontological specification of the IoT Reference Architecture 33
D.1 General 33
D.2 Service, network, IoT device and IoT gateway 33
D.3 IoT-User 34
D.4 Virtual entity, physical entity and IoT device 35
D.5 Domain-based Reference Model (RM) 35
Annex E (informative) Related existing ontologies 37
E.1 W3C Semantic Sensor Network ontology 37
E.2 IoT-Lite 37
E.3 Open Connectivity Foundation (OCF) ontology 37
E.4 ETSI Smart Applications REFerence ontology 41
E.5 oneM2M Base Ontology 42
E.6 Sensor Model Language (SensorML) 42
E.7 IoT-O 43
E.8 IoT ontology unification approach 43
Bibliography 45

AVA Documents
Document Sharing Hub

Full document details: BS ISO/IEC 21823-3:2021

Figure 1 – Semantic interoperability facet for IoT 5
Figure 2 – Using metadata in semantic interoperability 6
Figure 3 – Meaningfulness of the data, described with metadata 6
Figure 4 – Objective of semantic interoperability standard 9
Figure 5 – IoT semantic interoperability process model 11
Figure 6 – Semantic information usage model 12
Figure 7 – Example of structured knowledge representation 13
Figure 8 – Example of semantic information usage for a temperature sensor 15
Figure 9 – Example of ontology mapping 17
Figure 10 – Example of ontology alignment 18
Figure 11 – Example of ontology merging 18
Figure 12 – Example of ontology integration 19
Figure 13 – Example of modular design 22
Figure 14 – Example of interoperability maturity evaluation result 22
Figure 15 – Semantic interoperability life cycle model 23
Figure 16 – Example of ontology life cycle model 23
Figure 17 – Example of interoperability specification life cycle 24
Figure D.1 – IoT entity 33
Figure D.2 – Service, network, IoT device and IoT gateway 34
Figure D.3 – IoT-User 34
Figure D.4 – Virtual entity, physical entity, and IoT device 35
Figure D.5 – Domain-based Reference Model 36
Figure E.1 – Architecture – concepts 38
Figure E.2 – Communication layering model 38
Figure E.3 – oneIoTa 39
Figure E.4 – OCF ontology 40
Figure E.5 – SAREF and its extensions 41
Figure E.6 – Overview of the SAREF ontology 42

Table 1 – IoT semantic interoperability process requirements 10
Table 2 – Llife cycle requirements 20
Table A.1 – Syllabus example on IoT semantic interoperability practice 26
Table A.2 – Course content for semantic interoperability practice 27
Table B.1 – Building steps for IoT semantic interoperability 30
Table C.1 – Example of interoperability specification life cycle 31
Table C.2 – Example of IoT system life cycle 32

Documents
Document Sharing Hub

Full document details: BS ISO/IEC 21823-3:2021

INTERNET OF THINGS (IoT) – INTEROPERABILITY FOR IoT SYSTEMS –

Part 3: Semantic interoperability

FOREWORD

1) ISO (the International Organization for Standardization) and IEC (the International Electrotechnical Commission) form the specialized system for worldwide standardization. National bodies that are members of ISO or IEC participate in the development of International Standards through technical committees established by the respective organization to deal with particular fields of technical activity. ISO and IEC technical committees collaborate in fields of mutual interest. Other international organizations, governmental and non-governmental, in liaison with ISO and IEC, also take part in the work.
2) The formal decisions or agreements of IEC and ISO on technical matters express, as nearly as possible, an international consensus of opinion on the relevant subjects since each technical committee has representation from all interested IEC and ISO National bodies.
3) IEC and ISO documents have the form of recommendations for international use and are accepted by IEC and ISO National bodies in that sense. While all reasonable efforts are made to ensure that the technical content of IEC and ISO documents is accurate, IEC and ISO cannot be held responsible for the way in which they are used or for any misinterpretation by any end user.
4) In order to promote international uniformity, IEC and ISO National bodies undertake to apply IEC and ISO documents transparently to the maximum extent possible in their national and regional publications. Any divergence between any IEC and ISO document and the corresponding national or regional publication shall be clearly indicated in the latter.
5) IEC and ISO do not provide any attestation of conformity. Independent certification bodies provide conformity assessment services and, in some areas, access to IEC and ISO marks of conformity. IEC and ISO are not responsible for any services carried out by independent certification bodies.
6) All users should ensure that they have the latest edition of this document.
7) No liability shall attach to IEC and ISO or their directors, employees, servants or agents including individual experts and members of its technical committees and IEC and ISO National bodies for any personal injury, property damage or other damage of any nature whatsoever, whether direct or indirect, or for costs (including legal fees) and expenses arising out of the publication, use of, or reliance upon, this ISO/IEC document or any other IEC and ISO documents.
8) Attention is drawn to the Normative references cited in this document. Use of the referenced publications is indispensable for the correct application of this document.
9) Attention is drawn to the possibility that some of the elements of this ISO/IEC document may be the subject of patent rights. IEC and ISO shall not be held responsible for identifying any or all such patent rights.

ISO/IEC 21823-3 has been prepared by subcommittee 41: Internet of Things and related technologies, of ISO/IEC joint technical committee 1: Information technology. It is an International Standard.

The text of this International Standard is based on the following documents:

Draft	Report on voting
JTC1-SC41/233/FDIS	JTC1-SC41/244/RVD

Full information on the voting for its approval can be found in the report on voting indicated in the above table.

The language used for the development of this International Standard is English.

This document was drafted in accordance with ISO/IEC Directives, Part 2, and developed in accordance with ISO/IEC Directives, Part 1, available at: www.iec.ch/members_experts/refdocs and www.iso.org/directives.

IMPORTANT – The 'colour inside' logo on the cover page of this publication indicates that it contains colours which are considered to be useful for the correct understanding of its contents. Users should therefore print this document using a colour printer.

AVA Documents
Document Sharing Hub

Full document details: BS ISO/IEC 21823-3:2021

INTRODUCTION

The use of the Internet of Things (IoT) is increasing every year, in application areas such as manufacturing, healthcare, and new cross-domain applications related to smart cities (e.g. water, energy, transport, or health). Most IoT systems want to share information, which can be done by interoperability. Mechanisms are therefore needed on how to exchange information and use associated data and data description.

IoT interoperability is described as a successful interaction among entities specified in ISO/IEC 30141 [1] [1], for instance between IoT services provided by different IoT service providers. It can be achieved using the interoperability facet model defined in ISO/IEC 21823-1, which defines five facets: transport, syntactic, semantic, behavioural and policy interoperability.

IoT semantic interoperability is the facet which enables the exchange of data between IoT systems using understood data information models (or semantic meanings). According to a recently published white paper [2]:

> "Semantic interoperability is achieved when interacting systems attribute the same meaning to an exchanged piece of data, ensuring consistency of the data across systems regardless of individual data format. This consistency of meaning can be derived from pre-existing standards or agreements on the format and meaning of data or it can be derived in a dynamic way using shared vocabularies either in a schema form and/or in an ontology-driven approach."

As shown in Figure 1,

– semantic interoperability means that information in different data information models can be translated into understandable meaning and exchanged between applications;
– semantic interoperability provides the capability for applications to understand exchanged information;
– semantic interoperability for IoT is achieved by invoking services, and by using specific knowledge and concepts of IoT.

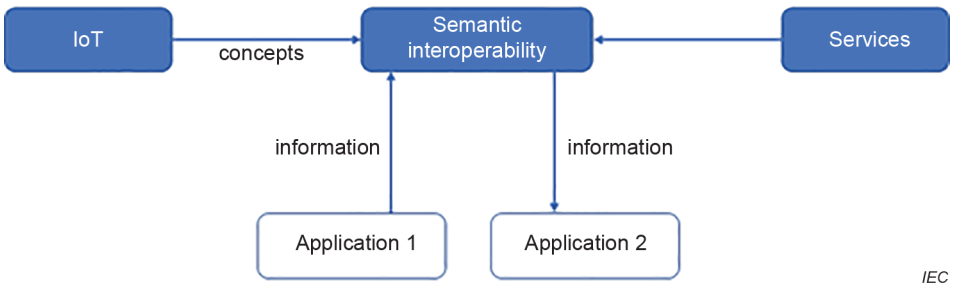

Figure 1 – Semantic interoperability facet for IoT

Semantic interoperability is achieved through the use of metadata, or descriptions of data. The approach of providing data and descriptions has been widely used in IT systems. Two examples are:

a) conceptual schemas have been used to describe database content;
b) record layouts have been used to display the content of a database record.

As shown in Figure 2, many services invoked by semantic interoperability involve metadata, thus enabling their discovery, understanding and (re)usability.

[1] Numbers in square brackets refer to the Bibliography.

Documents
Document Sharing Hub
Full document details: BS ISO/IEC 21823-3:2021

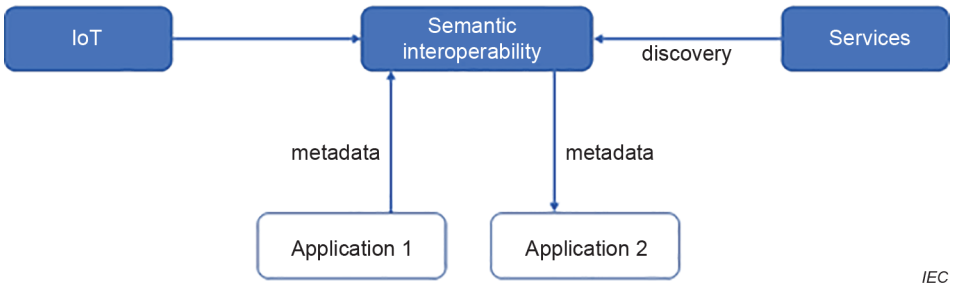

Figure 2 – Using metadata in semantic interoperability

Metadata provides IoT systems with a common understanding of exchanged data. Figure 3 shows how the meaning of data is defined by the metadata to a specific room temperature (left column) and how it is described with metadata (right column).

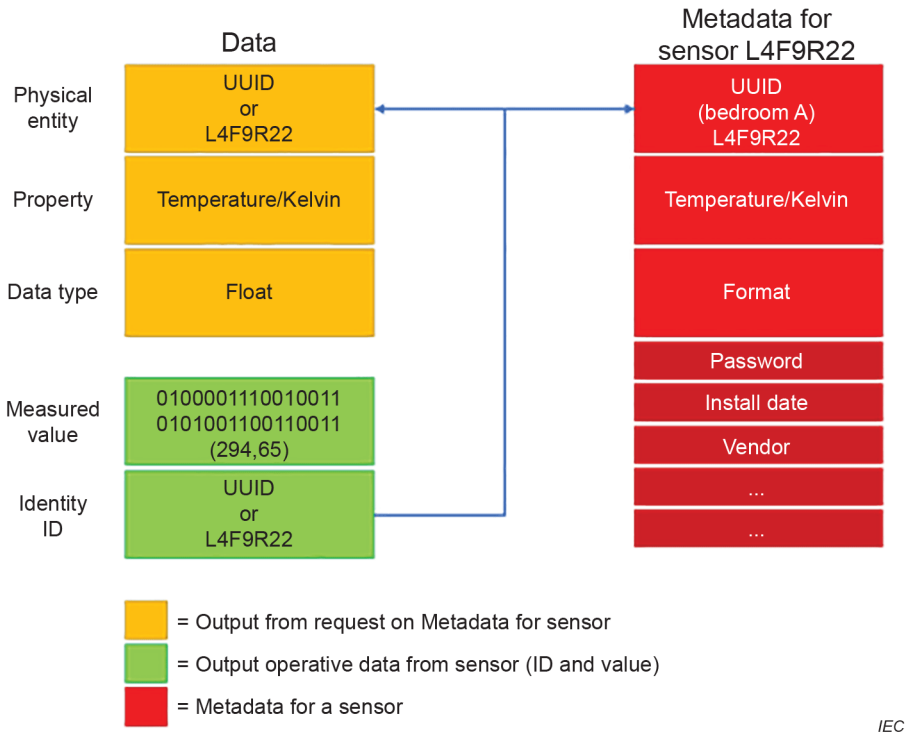

Figure 3 – Meaningfulness of the data, described with metadata

Knowledge that metadata represents can be described using ontologies. In other words, semantic interoperability needs shared, unambiguous, machine-understandable metadata, to be able to perform exchange of information using metadata. The application of semantics in IoT has still been limited because most metadata are developed independently, making it difficult for IoT entities or applications to interoperate semantically. In this document, an ontology-driven approach for semantic interoperability is specified to design and specify metadata, so that the sensors, devices, systems and services can express metadata information and data by applying the ontologies to achieve semantic interoperability. Stakeholders targeted by this document include ontology engineers and IoT system engineers who are building semantic interoperability capabilities for IoT systems.

This document also specifies methods and techniques to build semantic interoperability for IoT systems. Clause 5 focuses on the IoT semantic interoperability process. Clause 6 focuses on the IoT semantic interoperability life cycle management.

Documents
Document Sharing Hub
Full document details: BS ISO/IEC 21823-3:2021

Informative annexes provide additional information and guidance. Annex A, Annex B and Annex C provide guidance on how to learn IoT semantic interoperability, develop IoT semantic interoperability, and manage IoT semantic interoperability life cycle, respectively. Annex D provides ontological specification of the IoT Reference Architecture specified in ISO/IEC 30141 [1]. Annex E provides related existing ontologies that are applicable for IoT semantic interoperability.

Documents
Document Sharing Hub

Full document details: BS ISO/IEC 21823-3:2021

INTERNET OF THINGS (IoT) – INTEROPERABILITY FOR IoT SYSTEMS –

Part 3: Semantic interoperability

1 Scope

This document provides the basic concepts for IoT systems semantic interoperability, as described in the facet model of ISO/IEC 21823 -1, including:

– requirements of the core ontologies for semantic interoperability;
– best practices and guidance on how to use ontologies and to develop domain-specific applications, including the need to allow for extensibility and connection to external ontologies;
– cross-domain specification and formalization of ontologies to provide harmonized utilization of existing ontologies;
– relevant IoT ontologies along with comparative study of the characteristics and approaches in terms of modularity, extensibility, reusability, scalability, interoperability with upper ontologies, and so on;
– use cases and service scenarios that exhibit necessities and requirements of semantic interoperability.

2 Normative references

The following documents are referred to in the text in such a way that some or all of their content constitutes requirements of this document. For dated references, only the edition cited applies. For undated references, the latest edition of the referenced document (including any amendments) applies.

ISO/IEC 20924, *Internet of Things (IoT) – Vocabulary*

3 Terms and definitions

For the purposes of this document, the terms and definitions given in ISO/IEC 20924 and the following apply. ISO and IEC maintain terminological databases for use in standardization at the following addresses:

- IEC Electropedia: available at http://www.electropedia.org/
- ISO Online browsing platform: available at http://www.iso.org/obp

3.1
semantic interoperability
interoperability so that the meaning of the data model within the context of a subject area is understood by the participating systems

[SOURCE: ISO/IEC 19941:2017, 3.1.5, modified – In the term, "data" has been deleted.]

3.2
metadata
data that defines and describes other data

[SOURCE: ISO/IEC 11179-3:2013, 3.2.74]

Documents
Document Sharing Hub

Full document details: BS ISO/IEC 21823-3:2021

3.3
ontology
specification of concrete or abstract things, and the relationships among them, in a prescribed domain of knowledge

Note 1 to entry: The specification should be computer processable.

[SOURCE: ISO/IEC 19763-3:2020, 3.1.1.1]

4 Abbreviated terms

ICT information and communication technology

IoT Internet of Things

PKI public key infrastructure

5 IoT semantic interoperability process

5.1 Overview

IoT semantic interoperability enables the exchange of data between IoT systems using understood data information models (or semantic meanings). Such models are based on ontologies, which are processable specifications of concepts and relations concerning IoT systems. The benefit of IoT semantic interoperability is to contribute to meet interoperability, reusability, scalability or trustworthiness properties. IoT semantic interoperability has the following stakeholders and concerns:

a) ontology engineers, who focus on ontology development in a concern;

b) IoT system engineers, who focus on IoT system development and integration of semantic interoperability capabilities in a concern.

As shown in Figure 4, this document provides ontology engineers and IoT system engineers with requirements and specification of methods to prepare and build semantic interoperability.

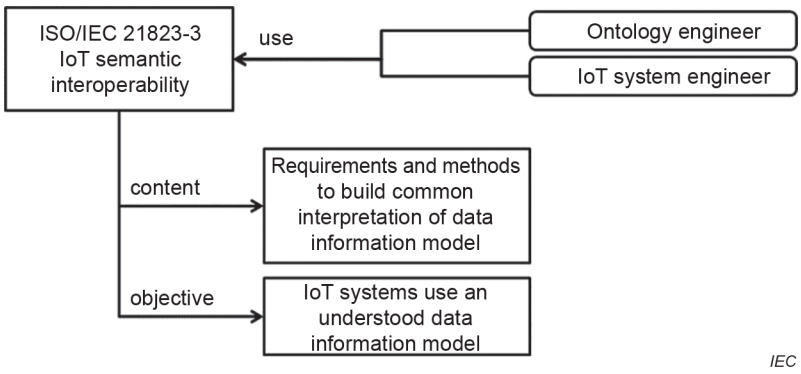

Figure 4 – Objective of semantic interoperability standard

Two types of requirements are identified:

1) IoT semantic interoperability requirements, which focus on how to create data information models, how to develop and integrate interpretation capability in IoT systems;

2) life cycle requirements, which focus on the management of data information model perimeters, of data information model design, and of data information model maintenance.

Documents
Document Sharing Hub
Full document details: BS ISO/IEC 21823-3:2021

5.2 IoT semantic interoperability process requirements

The following processes shall be carried out by IoT system engineers and ontology engineers:

– data information model creation;
– semantic interoperability capability integration;
– semantic interoperability engineering support.

Table 1 provides for each process a list of requirements with a rationale and a resulting work product that can be used as evidence for conformance.

Table 1 – IoT semantic interoperability process requirements

Processes	Requirements	Rationale	Resulting work product
Data information model creation	Capture common knowledge using common ontologies	IoT systems rely on common architecture, capabilities and communication means, e.g. IoT sensors, actuators, gateways, devices.	Data information model based on the gathered and documented common knowledge on the IoT system
	Capture domain-specific knowledge using domain ontologies	IoT systems can focus on specific domains such as transport, energy, health.	Domain specific data information model on the IoT system
	Capture cross-domain knowledge using cross-domain ontologies	IoT systems can cover cross-domains. For instance, an electric-mobility IoT system belongs to the transport and the energy domain.	Cross-domain specific data information model on the IoT system
Semantic interoperability capability integration	Develop an IoT system capability to exchange information about IoT device interoperability	IoT systems can use various interoperability parameters including technical parameters (e.g. drivers, protocols) and semantic parameters (e.g. application capabilities). Exchange of such parameters can take place using metadata prior to device nominal operation. Metadata can be exposed in the form of schema or subschema or by OWL/XML or JSON-LD. The exchange can involve a proxy when an IoT device cannot provide the capability directly.	IoT system capability to exchange information on IoT device interoperability
	Develop an IoT system capability to negotiate interoperability profiles	IoT systems can use multiple knowledge representations. Agreement is needed on the representation to be used for information exchange. Negotiation is needed to agree on the level of semantic knowledge that is at stake, e.g. using representations of parameters and agreeing on interoperability profiles. The negotiation can involve a proxy when an IoT device cannot provide the capability directly.	IoT system capability to negotiate interoperability profiles
	Validate and integrate the various capabilities to enable IoT device interoperability	IoT systems integrate multiple technologies to enable interoperability (e.g. drivers, protocols, middleware) corresponding to different interoperability facets. They also integrate multiple operations (e.g. discovery, negotiation) to enable interoperability.	IoT device providing overall interoperability capability
Semantic interoperability engineering support	Provide and apply tools to achieve semantic interoperability	Engineers need supporting tools such as ontology discovery and selection, mapping, alignment, merging and integration.	Selection of tools to achieve semantic interoperability

Documents
Document Sharing Hub

Full document details: BS ISO/IEC 21823-3:2021

5.3 IoT semantic interoperability models

IoT semantic interoperability can be described with two models: a process model and a usage model. The process model focuses on how semantic interoperability capability is created. The usage model focuses on how semantic information is used and exchanged.

Figure 5 provides the process model for IoT semantic interoperability. It is based on the assumption that interoperability knowledge is made available in processable forms such as the knowledge graph, constructed through ontologies. The entities in Figure 5 will be further described in 5.4.1.

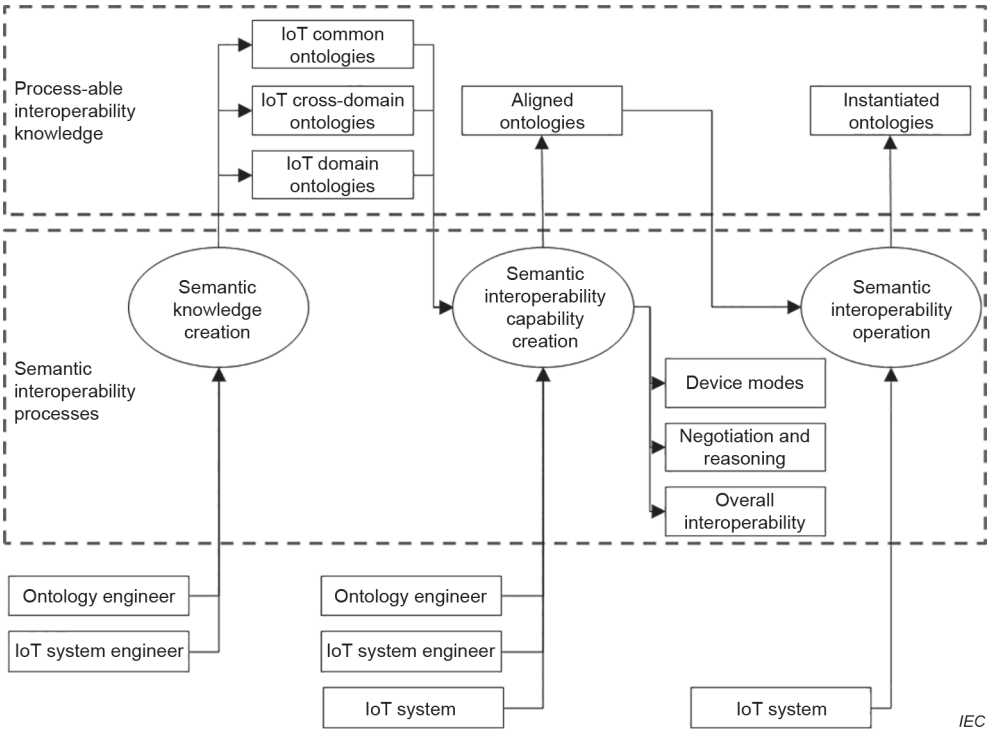

Figure 5 – IoT semantic interoperability process model

IoT semantic interoperability involves the following stakeholders:

– ontology engineers, who focus on ontology development;

– IoT system engineers, who focus on the development of IoT systems and the integration of interoperability capabilities.

IoT semantic interoperability includes the following processes.

a) Semantic knowledge creation: the purpose of this process is to create semantic information for interoperability. This process is carried out by ontology engineers and IoT system engineers. The input to this process is the knowledge of the engineers. The outcome of this process is a consistent digital representation of the semantic information used for interoperability, represented by ontologies, including IoT common ontologies, IoT cross-domain ontologies and IoT domain ontologies.

b) Semantic interoperability capability creation: the purpose of this process is to create semantic interoperability capabilities and to adapt semantic information to a desired semantic information representation. The capabilities are the following:

   1) device mode capability;

   2) negotiation and reasoning capability;

   3) overall interoperability.

Documents
Document Sharing Hub
Full document details: BS ISO/IEC 21823-3:2021

This process is carried out by ontology engineers, IoT system engineers as well as the IoT system itself if it has semantic information adaptation processing capabilities. The input to this process is the IoT domain, IoT cross-domain and IoT common ontologies. The outcome of this process is aligned ontologies.

This process is assisted by ontology engineering support tools, as well as reasoning capabilities such as rule-based reasoning, ontology-based reasoning or machine learning.

c) Semantic interoperability use: the purpose of this process is to exchange semantic information with other IoT systems. This process is carried out by the IoT system. The input to this is the aligned ontologies. The outcome of this process is instantiated ontologies.

This process is assisted by ontology engineering support tools, as well as reasoning capabilities such as rule-based reasoning, ontology-based reasoning or machine learning.

The use of semantic information is based on the model shown in Figure 6.

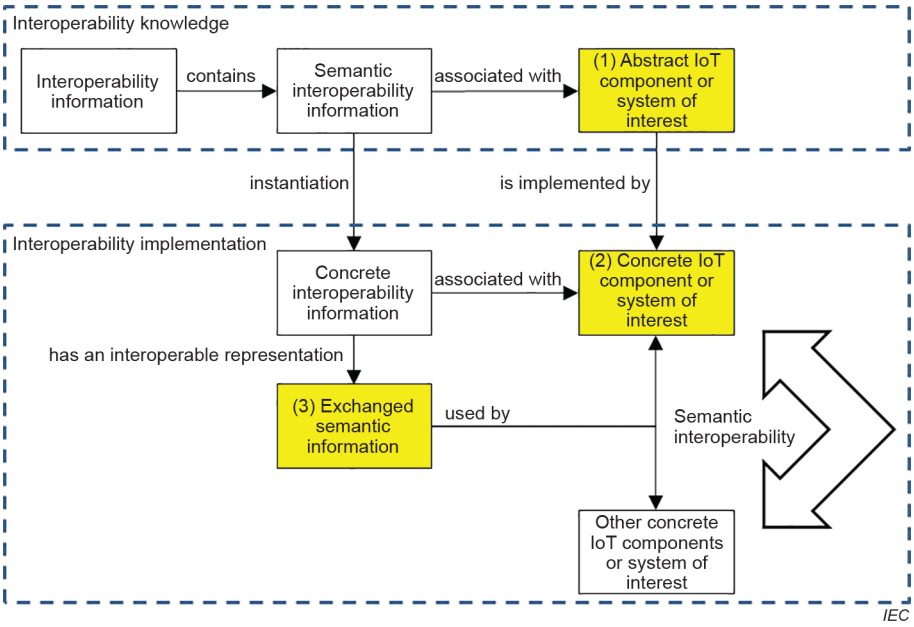

Figure 6 – Semantic information usage model

The semantic information usage model includes the following.

– An abstract model of an IoT component or system-of-interest: interoperability information contains semantic interoperability information which is associated with an abstract IoT component or system-of-interest in a domain. An example is a temperature model associated with an abstract IoT temperature sensor.

– A concrete model of the IoT component of system-of-interest: concrete interoperability information is associated with the concrete IoT component or system-of-interest in operation. An example is the instantiated temperature model associated with a physical temperature sensor.

– Exchanged semantic information: a computer processable representation of semantic information that can be used by other concrete IoT components of systems. An example is the interoperable representation of the temperature information provided by the physical temperature sensor.

Documents
Document Sharing Hub
Full document details: BS ISO/IEC 21823-3:2021

5.4 IoT semantic interoperability guidelines

5.4.1 Guidelines on the capture of semantic meaning

The capture of semantic meaning is achieved through the semantic knowledge creation process as described in Figure 5. It includes the use of the following knowledge.

– IoT common ontologies. They refer to common concepts such as architecture or framework concepts. Ontologies can be based on IoT standards such as ISO/IEC 30141:2018 [1], ISO/IEC 20924:2018 [2], or on mapping specifications such as [3].

– IoT cross-domain ontologies. They refer to shared concepts between domains, at the application level (e.g. electric mobility ontologies which mix energy and transport knowledge), or at the cross-cutting concern. For instance, privacy cross-cutting concerns can be based on privacy standards such as ISO/IEC 29100:2011 [4].

– IoT domain ontologies. For instance, in the energy domain, a common ontology for energy management can be used [5]. Another example could be in the smart city domain [6], in the smart manufacturing domain [7], or in the agriculture domain [8].

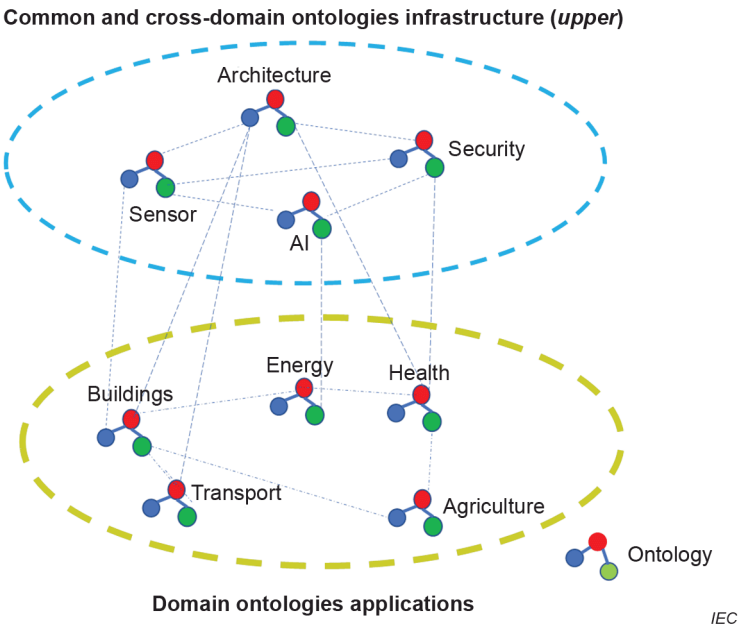

NOTE Ontologies are often represented by triples. They are visually displayed in the figure using three connected circles.

Figure 7 – Example of structured knowledge representation

Figure 7 shows an example of how semantic interoperability knowledge can be structured. It includes:

– common and cross-domain ontologies, such as an architecture ontology, a sensor ontology, a security or privacy ontology;

– domain-specific ontologies related to applications, such as a health ontology, a transport ontology, an energy ontology, or an agriculture ontology. There are many domain-specific ontologies that can be used to structure semantic interoperability knowledge. See, for instance, LOV4IoT [9], the Linked Open Vocabulary Initiative for the Internet of Things.

Ontologies are built using semantic web languages such as RDF [10], RDFS [11] and OWL [12], and queried with SPARQL [13].

– RDF is a basic language based on triples. A triple comprises a subject, a predicate, and an object. For instance, "temperature is 39": "temperature" is the subject, "is" is the predicate, and "39" is the object.

AVA Documents
Document Sharing Hub
Full document details: BS ISO/IEC 21823-3:2021