IEC 60034-11

Edition 3.0 2020-10
REDLINE VERSION

INTERNATIONAL STANDARD

colour inside

Rotating electrical machines – Part 11: Thermal protection

IEC 60034-11:2020-10 RLV(en)

Documents
Document Sharing Hub

Full document details: IEC 60034-11 2020 RLV

THIS PUBLICATION IS COPYRIGHT PROTECTED
Copyright © 2020 IEC, Geneva, Switzerland

All rights reserved. Unless otherwise specified, no part of this publication may be reproduced or utilized in any form or by any means, electronic or mechanical, including photocopying and microfilm, without permission in writing from either IEC or IEC's member National Committee in the country of the requester. If you have any questions about IEC copyright or have an enquiry about obtaining additional rights to this publication, please contact the address below or your local IEC member National Committee for further information.

IEC Central Office
3, rue de Varembé
CH-1211 Geneva 20
Switzerland

Tel.: +41 22 919 02 11
info@iec.ch
www.iec.ch

About the IEC
The International Electrotechnical Commission (IEC) is the leading global organization that prepares and publishes International Standards for all electrical, electronic and related technologies.

About IEC publications
The technical content of IEC publications is kept under constant review by the IEC. Please make sure that you have the latest edition, a corrigendum or an amendment might have been published.

IEC publications search - webstore.iec.ch/advsearchform
The advanced search enables to find IEC publications by a variety of criteria (reference number, text, technical committee,…). It also gives information on projects, replaced and withdrawn publications.

IEC Just Published - webstore.iec.ch/justpublished
Stay up to date on all new IEC publications. Just Published details all new publications released. Available online and once a month by email.

IEC Customer Service Centre - webstore.iec.ch/csc
If you wish to give us your feedback on this publication or need further assistance, please contact the Customer Service Centre: sales@iec.ch.

Electropedia - www.electropedia.org
The world's leading online dictionary on electrotechnology, containing more than 22 000 terminological entries in English and French, with equivalent terms in 16 additional languages. Also known as the International Electrotechnical Vocabulary (IEV) online.

IEC Glossary - std.iec.ch/glossary
67 000 electrotechnical terminology entries in English and French extracted from the Terms and Definitions clause of IEC publications issued since 2002. Some entries have been collected from earlier publications of IEC TC 37, 77, 86 and CISPR.

Documents
Document Sharing Hub

Full document details: IEC 60034-11 2020 RLV

IEC 60034-11

Edition 3.0 2020-10
REDLINE VERSION

INTERNATIONAL STANDARD

colour inside

Rotating electrical machines – Part 11: Thermal protection

INTERNATIONAL
ELECTROTECHNICAL
COMMISSION

ICS 29.160.01

ISBN 978-2-8322-8936-5

Warning! Make sure that you obtained this publication from an authorized distributor.

® Registered trademark of the International Electrotechnical Commission

Documents
Document Sharing Hub

Full document details: IEC 60034-11 2020 RLV

CONTENTS

FOREWORD 3
INTRODUCTION 5
1 Scope 6
2 Normative references 6
3 Terms and definitions 6
4 Thermal protection limits 7
5 Protection against thermal overloads with slow variation 8
6 Protection against thermal overloads with rapid variation 10
7 Restart after tripping 12
8 Type tests 13
8.1 General 13
8.2 Verification of temperature due to the thermal overloads with slow variation 13
8.3 Verification of temperature due to thermal overloads with rapid variation 13
9 Routine tests 13

Figure 1 – Example of thermal overload with slow variation and direct thermal protection 9
Figure 2 – Example of thermal overload with slow variation in the case of too intensive intermittent periodic duty with starting (duty S4) and direct thermal protection 9
Figure 3 – Example of thermal overload with rapid variation where the thermally critical part has direct thermal protection 11
Figure 4 – Example of thermal overload with rapid variation where the thermally critical part has indirect thermal protection 12

Table 1 – Maximum winding temperatures for overloads with slow variation 8
Table 2 – Maximum winding temperatures for overloads with rapid variation 10

Documents
Document Sharing Hub
Full document details: IEC 60034-11 2020 RLV

INTERNATIONAL ELECTROTECHNICAL COMMISSION

ROTATING ELECTRICAL MACHINES –

Part 11: Thermal protection

FOREWORD

1) The International Electrotechnical Commission (IEC) is a worldwide organization for standardization comprising all national electrotechnical committees (IEC National Committees). The object of IEC is to promote international co-operation on all questions concerning standardization in the electrical and electronic fields. To this end and in addition to other activities, IEC publishes International Standards, Technical Specifications, Technical Reports, Publicly Available Specifications (PAS) and Guides (hereafter referred to as "IEC Publication(s)"). Their preparation is entrusted to technical committees; any IEC National Committee interested in the subject dealt with may participate in this preparatory work. International, governmental and non-governmental organizations liaising with the IEC also participate in this preparation. IEC collaborates closely with the International Organization for Standardization (ISO) in accordance with conditions determined by agreement between the two organizations.
2) The formal decisions or agreements of IEC on technical matters express, as nearly as possible, an international consensus of opinion on the relevant subjects since each technical committee has representation from all interested IEC National Committees.
3) IEC Publications have the form of recommendations for international use and are accepted by IEC National Committees in that sense. While all reasonable efforts are made to ensure that the technical content of IEC Publications is accurate, IEC cannot be held responsible for the way in which they are used or for any misinterpretation by any end user.
4) In order to promote international uniformity, IEC National Committees undertake to apply IEC Publications transparently to the maximum extent possible in their national and regional publications. Any divergence between any IEC Publication and the corresponding national or regional publication shall be clearly indicated in the latter.
5) IEC itself does not provide any attestation of conformity. Independent certification bodies provide conformity assessment services and, in some areas, access to IEC marks of conformity. IEC is not responsible for any services carried out by independent certification bodies.
6) All users should ensure that they have the latest edition of this publication.
7) No liability shall attach to IEC or its directors, employees, servants or agents including individual experts and members of its technical committees and IEC National Committees for any personal injury, property damage or other damage of any nature whatsoever, whether direct or indirect, or for costs (including legal fees) and expenses arising out of the publication, use of, or reliance upon, this IEC Publication or any other IEC Publications.
8) Attention is drawn to the Normative references cited in this publication. Use of the referenced publications is indispensable for the correct application of this publication.
9) Attention is drawn to the possibility that some of the elements of this IEC Publication may be the subject of patent rights. IEC shall not be held responsible for identifying any or all such patent rights.

This redline version of the official IEC Standard allows the user to identify the changes made to the previous edition. A vertical bar appears in the margin wherever a change has been made. Additions are in green text, deletions are in strikethrough red text.

Documents
Document Sharing Hub

Full document details: IEC 60034-11 2020 RLV

International Standard IEC 60034-11 has been prepared by IEC technical committee 2: Rotating machinery.

This third edition cancels and replaces the second edition, published in 2004. This edition constitutes a technical revision.

The main changes with respect to the previous edition are

– the additional specification of winding temperature limits for temperature class 200 (N),
– the increased limits of maximum winding temperatures for overloads with rapid variation,
– the clarification that the motor winding may be permanently damaged after it has been exposed to temperatures according to Table 2,
– a clarification of scope,
– a clarification of the definition of indirect thermal protection,
– a clarifying note in Clause 6,
– the conversion of note 3 in Clause 6 into normal text including changes in wording,
– the incorporation of note 3 in Clause 5 into Clause 2,
– a clarification on the test methods for larger motors in 8.3.

The text of this International Standard is based on the following documents:

FDIS	Report on voting
2/2011/FDIS	2/2019/RVD

Full information on the voting for the approval of this International Standard can be found in the report on voting indicated in the above table.

This document has been drafted in accordance with the ISO/IEC Directives, Part 2.

A list of all parts in the IEC 60034 series, published under the general title *Rotating electrical machines*, can be found on the IEC website.

The committee has decided that the contents of this document will remain unchanged until the stability date indicated on the IEC website under "http://webstore.iec.ch" in the data related to the specific document. At this date, the document will be

- reconfirmed,
- withdrawn,
- replaced by a revised edition, or
- amended.

IMPORTANT – The 'colour inside' logo on the cover page of this publication indicates that it contains colours which are considered to be useful for the correct understanding of its contents. Users should therefore print this document using a colour printer.

Documents
Document Sharing Hub

Full document details: IEC 60034-11 2020 RLV

INTRODUCTION

Thermal protection systems are based on the principle of protecting or monitoring the vulnerable machine parts against excessive temperatures. This requires the selection of the appropriate thermal protection device to suit both the type of protection required and the machine component to be protected. This document does not detail the protection methods available or specify the protection method to be used for particular applications, but instead it specifies the temperature of the protected parts that should not be exceeded if a fault or machine abuse occurs.

The requirements are not intended to guarantee a "normal" machine life for all conditions of use, but rather to avoid both failure and accelerated premature thermal ageing of the winding insulation. The requirements result from a compromise, since the level of protection should neither be set so low that it causes nuisance tripping nor so high that it allows continuous working at temperatures that will seriously affect the life of the winding insulation.

Normal insulation life can only be ensured by correct motor application and maintenance. Frequent operation at above the normal temperature limits, see IEC 60034-1, which cannot be prevented by built-in thermal protection without risking nuisance tripping may lead to a noticeable reduction in machine life. ~~It should be noted that~~ The life of the winding insulation is approximately halved for every 8 K to 10 K increase in the continuous operating temperature.

The requirement to incorporate thermal protection in a machine is a matter for agreement. The application of this document ~~should be~~ is a matter of agreement between the user and the machine manufacturer.

Documents
Document Sharing Hub

Full document details: IEC 60034-11 2020 RLV

ROTATING ELECTRICAL MACHINES –

Part 11: Thermal protection

1 Scope

This part of IEC 60034 specifies requirements relating to the use of thermal protectors and thermal detectors incorporated into the stator windings or placed in other suitable positions in induction machines in order to protect them against serious damage due to thermal overloads. ~~It applies to machines manufactured in accordance with IEC 60034-12 with the voltage limits specified in IEC 60034-12. The protection of bearings and other mechanical parts is not included.~~ It applies to single-speed three-phase 50 Hz or 60 Hz cage induction motors in accordance with IEC 60034-1 and IEC 60034-12 that:

- have a rated voltage up to 1 000 V;
- are intended for direct-on-line or star-delta starting.

Not included are:

- direct protection of the rotor winding; the methods of protection only protect rotor windings indirectly; for large motors (particularly 2 pole motors) and for motors starting large inertia loads, special attention is given to rotor heating both when starting and especially after a "trip" has occurred;
- the protection of bearings and other mechanical parts;
- the protection methods to be used for particular applications.

NOTE 1 Although temperature values given in this document are higher than those specified in IEC 60034-1, they are not in conflict.

NOTE 2 Additional requirements may apply to particular motor types, such as those used in household appliances, or for motors used in explosive atmospheres.

2 Normative references

The following documents are referred to in the text in such a way that some or all of their content constitutes requirements of this document. For dated references, only the edition cited applies. For undated references, the latest edition of the referenced document (including any amendments) applies.

IEC 60034-1:~~2004~~2017, *Rotating electrical machines – Part 1: Rating and performance*

IEC 60034-12:~~2002~~2016, *Rotating electrical machines – Part 12: Starting performance of single-speed three-phase cage induction motors*

3 Terms and definitions

For the purposes of this document, the following terms and definitions apply.

ISO and IEC maintain terminological databases for use in standardization at the following addresses:

- IEC Electropedia: available at http://www.electropedia.org/
- ISO Online browsing platform: available at http://www.iso.org/obp

Documents
Document Sharing Hub

Full document details: IEC 60034-11 2020 RLV

3.1
thermal protection
protection of windings of a machine against excessive temperature resulting from conditions of overload or loss of cooling

3.2
thermal protection system
system for the protection of a machine winding against excessive temperature resulting from conditions of overload or loss of cooling by means of either thermal protector(s) or thermal detector(s)

3.3
thermal detector
electrically insulated device that is only sensitive to temperature, capable of initiating a switching function in a protection system when its temperature reaches a predetermined level

3.4
thermal protector
electrically insulated device that is sensitive to the temperature of the machine winding which carries machine current, capable of directly switching off the machine when its temperature reaches a predetermined level

Note 1 to entry: Some thermal protectors are sensitive to both temperature and current, the combination of which activates the direct switching off of the machine.

3.5
thermal overload with slow variation
overload condition or loss of cooling that produces a rise of temperature that is sufficiently slow that the temperature of the thermal protector or detector follows it without appreciable delay

3.6
thermal overload with rapid variation
overload condition or loss of cooling that produces a rise of temperature that is too rapid for the temperature of the thermal protector or detector to follow without appreciable delay resulting in a significant temperature difference between the thermal device and the part to be protected

3.7
maximum temperature after tripping
maximum value of the temperature that is reached by the protected part of the machine during the period which follows tripping by the thermal protection system

3.8
direct thermal protection
form of protection where the part of the machine in which the thermal detector(s) or thermal protector(s) are incorporated is the part for which protection is being provided

3.9
indirect thermal protection
form of protection where the part of the machine in which the thermal detector(s) or thermal protector(s) are incorporated (e.g. the stator winding) is not the part for which protection is being provided (e.g. the rotor winding)

4 Thermal protection limits

Machines shall be capable of operating at rated output and at all operating conditions according to IEC 60034-1 without activation of the thermal protection device. The thermal protection device shall limit the winding temperature in accordance with Clause 5 or Clause 6.

Documents
Document Sharing Hub
Full document details: IEC 60034-11 2020 RLV

5 Protection against thermal overloads with slow variation

When subjected to an overload or other misuse condition causing overheating with slow variation, the protection system shall operate to prevent the temperature of the machine winding from exceeding the values in Table 1.

Examples of the rise in temperature as a function of time are shown in Figure 1 and Figure 2.

Table 1 – Maximum winding temperatures for overloads with slow variation

Thermal class	130(B)	155(F)	180(H)	200(N)
Maximum insulated winding temperature °C	145	170	195	215

The winding temperature shall be determined by the resistance method in accordance with the requirements of 8.6.2 of IEC 60034-1:2017.

NOTE 1 The limit values in Table 1 exceed the thermal classification and thus will reduce the lifetime of the motor~~, if the motor is operated over a longer period of time with these values~~.

NOTE 2 The maximum temperature limits are based on experience. Some of the ways in which a thermal overload with slow variation may be caused are:

- Defects in ventilation or the ventilation system due to excessive dust in the ventilation ducts, or dirt on windings or frame cooling ribs, etc.
- An excessive rise in ambient temperature or the temperature of the cooling medium.
- Gradual increasing mechanical overload.
- Prolonged voltage drop, over-voltage or unbalance in the machine supply.
- Excessive duty on a motor rated for intermittent duty.
- Frequency deviations.

~~NOTE 3 The maximum temperature limits are based on experience taking into account factors such as ambient temperature, variations in supply voltage and normal requirements for starting motors.~~

Documents
Document Sharing Hub

Full document details: IEC 60034-11 2020 RLV

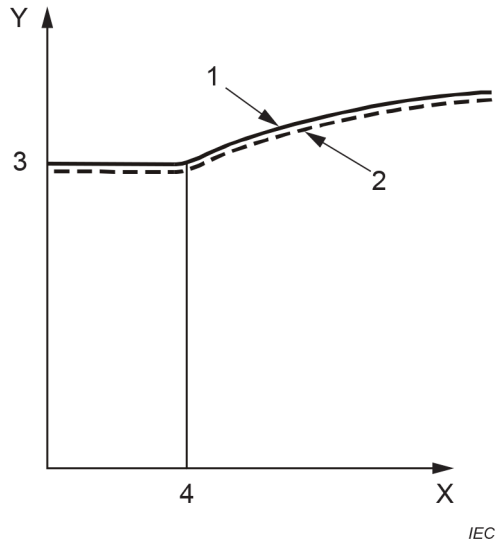

Key

1 is the winding temperature in the vicinity of the thermal protector or detector

2 is the temperature of the thermal protector or detector

3 is the temperature when operating at normal duty

4 is the time at the beginning of the thermal overload

X axis is time

Y axis is temperature

Figure 1 – Example of thermal overload with slow variation and direct thermal protection

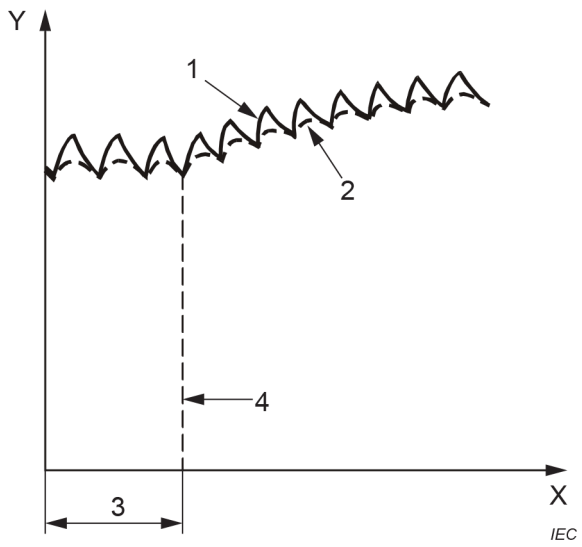

Key

1 is the winding temperature in the vicinity of the thermal detector or protector

2 is the temperature of the thermal detector or protector

3 is the interval with normal cycling frequency

4 is the time at the beginning of the thermal overload

X axis is time

Y axis is temperature

Figure 2 – Example of thermal overload with slow variation in the case of too intensive intermittent periodic duty with starting (duty S4) and direct thermal protection

Documents
Document Sharing Hub
Full document details: IEC 60034-11 2020 RLV

6 Protection against thermal overloads with rapid variation

When a thermal overload with rapid variation is applied to the machine, the thermal protection system shall operate to prevent the temperature of the machine winding from exceeding the values given in Table 2.

A current overload relay does not normally provide protection against repeated rapid overload variations and the use of a thermal protection device should be considered

Examples of the rise in temperature as a function of time are shown in Figure 3 and Figure 4.

Table 2 – Maximum winding temperatures for overloads with rapid variation

Thermal class	130(B)	155(F)	180(H)	200(N)
Maximum insulated winding temperature °C	225	~~240~~ 250	~~260~~ 275	295

The winding temperature shall be determined by direct measurements such as thermocouples in accordance with the requirements of 8.5.3 of IEC 60034-1:2017.

It is understood that the motor winding may be permanently damaged and may not be able to operate after it has been exposed to temperatures according to Table 2.

NOTE 1 Some of the ways in which a thermal overload with rapid variation may be caused are:

- Stalling the motor.
- Phase failure.
- Starting under abnormal conditions, for example, inertia too great, voltage too low, load torque abnormally high;
- Sudden and significant increase in load.
- Starting repeatedly during a short time.

NOTE 2 The maximum temperature limits are based on experience, taking into account factors such as ambient temperature, variations in supply voltage and normal requirements for starting motors.

~~NOTE 3~~ The temperatures in Table 2 ~~should~~ shall not be confused with the operating temperatures of the winding's thermal protector or thermal detector ~~operating temperatures~~ which have to be significantly below these values. The thermal protector shall be installed at a place where the highest temperatures are expected according to the application and the motor cooling system.

Documents
Document Sharing Hub

Full document details: IEC 60034-11 2020 RLV

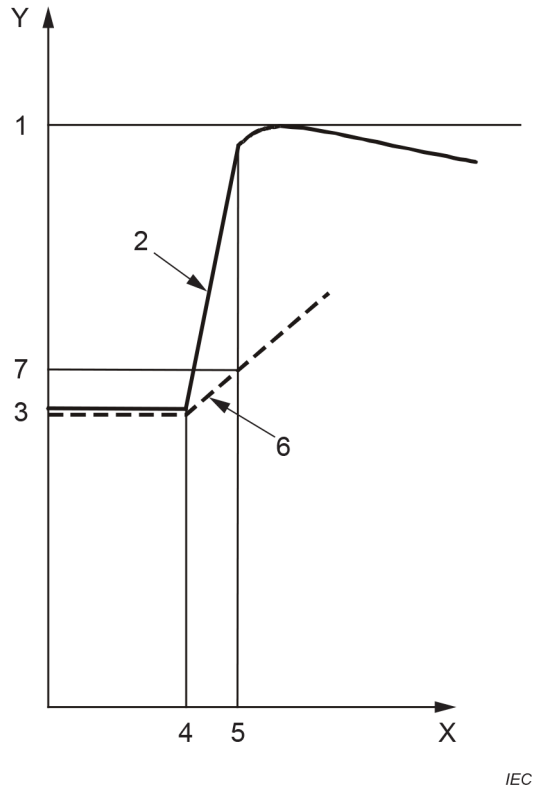

Key

1 is the maximum winding temperature after tripping

2 is the winding temperature in the vicinity of the thermal protector or detector

3 is the temperature when operating at normal duty

4 is the time at the beginning of the thermal overload

5 is the time at which tripping occurs

6 is the temperature of the thermal protector or detector

7 is the operating temperature of the thermal detector or protector

X axis is time

Y axis is temperature

Figure 3 – Example of thermal overload with rapid variation where the thermally critical part has direct thermal protection

Documents
Document Sharing Hub
Full document details: IEC 60034-11 2020 RLV

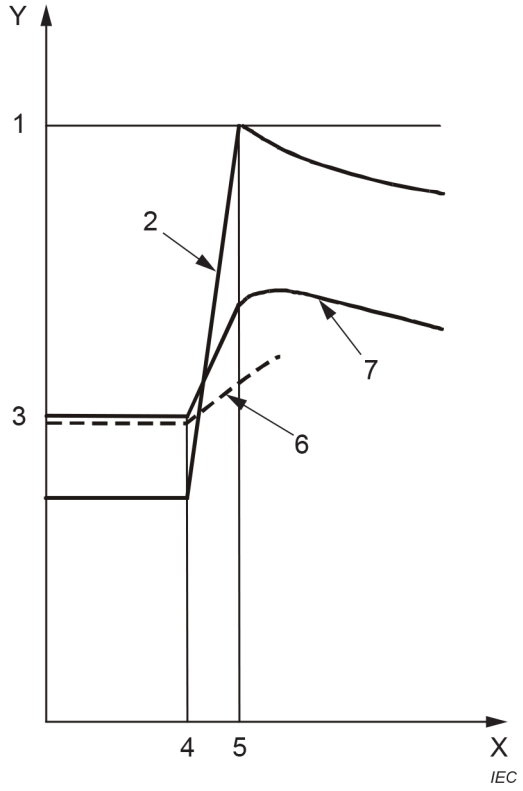

Key

1 is the maximum temperature after tripping

2 is temperature of the part which is the thermally critical part for a thermal overload with rapid variation

3 is the temperature when operating at normal duty

4 is the beginning of thermal overload with rapid variation

5 is the tripping time

6 is the temperature of the thermal detector or protector incorporated in the thermally critical part for thermal overload with slow variation

7 is the temperature of the part which is not the thermally critical part of the thermal overload with rapid variation, but which is the thermally critical part for a thermal overload with slow variation

X axis is time

Y axis is temperature

Figure 4 – Example of thermal overload with rapid variation where the thermally critical part has indirect thermal protection

7 Restart after tripping

Before restarting a machine that has tripped, an investigation shall be made to try to identify the cause of the operation of the machine protection. When attempting to restart the machine, account shall be taken of the conditions stated in 6.3 or ~~8~~9.3 of IEC 60034-12:2016.

The methods of protection included in this document only protect rotor windings indirectly. For large motors (particularly 2 pole motors) and for motors starting large inertia loads, special attention needs to be given to rotor heating both when starting and especially after a "trip" has occurred.

NOTE The provision of the facility to enable machines to be automatically restarted after tripping is a matter for special agreement taking full account of all safety implications.

Documents
Document Sharing Hub
Full document details: IEC 60034-11 2020 RLV