IEC 60721-2-4

Edition 2.0 2018-06
REDLINE VERSION

INTERNATIONAL STANDARD

colour inside

Classification of environmental conditions – Part 2-4: Environmental conditions appearing in nature – Solar radiation and temperature

IEC 60721-2-4:2018-06 RLV(en)

Documents
Document Sharing Hub

Full document details: IEC 60721-2-4 2018 RLV

THIS PUBLICATION IS COPYRIGHT PROTECTED

Copyright © 2018 IEC, Geneva, Switzerland

All rights reserved. Unless otherwise specified, no part of this publication may be reproduced or utilized in any form or by any means, electronic or mechanical, including photocopying and microfilm, without permission in writing from either IEC or IEC's member National Committee in the country of the requester. If you have any questions about IEC copyright or have an enquiry about obtaining additional rights to this publication, please contact the address below or your local IEC member National Committee for further information.

IEC Central Office
3, rue de Varembé
CH-1211 Geneva 20
Switzerland

Tel.: +41 22 919 02 11
info@iec.ch
www.iec.ch

About the IEC
The International Electrotechnical Commission (IEC) is the leading global organization that prepares and publishes International Standards for all electrical, electronic and related technologies.

About IEC publications
The technical content of IEC publications is kept under constant review by the IEC. Please make sure that you have the latest edition, a corrigenda or an amendment might have been published.

IEC Catalogue - webstore.iec.ch/catalogue
The stand-alone application for consulting the entire bibliographical information on IEC International Standards, Technical Specifications, Technical Reports and other documents. Available for PC, Mac OS, Android Tablets and iPad.

IEC publications search - webstore.iec.ch/advsearchform
The advanced search enables to find IEC publications by a variety of criteria (reference number, text, technical committee,…). It also gives information on projects, replaced and withdrawn publications.

IEC Just Published - webstore.iec.ch/justpublished
Stay up to date on all new IEC publications. Just Published details all new publications released. Available online and also once a month by email.

Electropedia - www.electropedia.org
The world's leading online dictionary of electronic and electrical terms containing 21 000 terms and definitions in English and French, with equivalent terms in 16 additional languages. Also known as the International Electrotechnical Vocabulary (IEV) online.

IEC Glossary - std.iec.ch/glossary
67 000 electrotechnical terminology entries in English and French extracted from the Terms and Definitions clause of IEC publications issued since 2002. Some entries have been collected from earlier publications of IEC TC 37, 77, 86 and CISPR.

IEC Customer Service Centre - webstore.iec.ch/csc
If you wish to give us your feedback on this publication or need further assistance, please contact the Customer Service Centre: sales@iec.ch.

Documents
Document Sharing Hub

Full document details: IEC 60721-2-4 2018 RLV

IEC 60721-2-4

Edition 2.0 2018-06
REDLINE VERSION

INTERNATIONAL STANDARD

colour inside

Classification of environmental conditions – Part 2-4: Environmental conditions appearing in nature – Solar radiation and temperature

INTERNATIONAL
ELECTROTECHNICAL
COMMISSION

ICS 19.040

ISBN 978-2-8322-5847-7

Warning! Make sure that you obtained this publication from an authorized distributor.

® Registered trademark of the International Electrotechnical Commission

Documents
Document Sharing Hub

Full document details: IEC 60721-2-4 2018 RLV

CONTENTS

FOREWORD 3
1 Scope 5
~~Object ..... .~~
2 Normative references 5
3 Terms and definitions 5
4 General 5
5 Solar radiation physics 6
6 Levels of global radiation 7
6.1 Maximum levels 7
6.2 Mean monthly and annual global solar radiation 7
6.3 Simultaneous values of maximum air temperatures and solar radiation 8
6.4 World distribution of daily global irradiation 8
7 Minimum levels of atmospheric radiation at night 8
Annex A (informative) World distribution of daily global irradiation 11
Bibliography 16

~~Figure – Atmospheric radiation from a clear night sky ..... .~~
Figure 1 – Spectra of electromagnetic radiation from the Sun and the surface of the Earth 10
Figure A.1 – Mean relative global irradiation for the month of June (in %) 13
Figure A.2 – Mean relative global irradiation for the month of December (in %) 14
Figure A.3 – Mean relative global irradiation for the year (in %) 15

Table 1 – Typical peak values of global irradiance (in W/m^2 from a cloudless sky) 7
Table A.1 – Mean daily extra-terrestrial global irradiation (kWh/m^2) 12

Documents
Document Sharing Hub

Full document details: IEC 60721-2-4 2018 RLV

INTERNATIONAL ELECTROTECHNICAL COMMISSION

CLASSIFICATION OF ENVIRONMENTAL CONDITIONS –

Part 2-4: Environmental conditions appearing in nature – Solar radiation and temperature

FOREWORD

1) The International Electrotechnical Commission (IEC) is a worldwide organization for standardization comprising all national electrotechnical committees (IEC National Committees). The object of IEC is to promote international co-operation on all questions concerning standardization in the electrical and electronic fields. To this end and in addition to other activities, IEC publishes International Standards, Technical Specifications, Technical Reports, Publicly Available Specifications (PAS) and Guides (hereafter referred to as "IEC Publication(s)"). Their preparation is entrusted to technical committees; any IEC National Committee interested in the subject dealt with may participate in this preparatory work. International, governmental and non-governmental organizations liaising with the IEC also participate in this preparation. IEC collaborates closely with the International Organization for Standardization (ISO) in accordance with conditions determined by agreement between the two organizations.
2) The formal decisions or agreements of IEC on technical matters express, as nearly as possible, an international consensus of opinion on the relevant subjects since each technical committee has representation from all interested IEC National Committees.
3) IEC Publications have the form of recommendations for international use and are accepted by IEC National Committees in that sense. While all reasonable efforts are made to ensure that the technical content of IEC Publications is accurate, IEC cannot be held responsible for the way in which they are used or for any misinterpretation by any end user.
4) In order to promote international uniformity, IEC National Committees undertake to apply IEC Publications transparently to the maximum extent possible in their national and regional publications. Any divergence between any IEC Publication and the corresponding national or regional publication shall be clearly indicated in the latter.
5) IEC itself does not provide any attestation of conformity. Independent certification bodies provide conformity assessment services and, in some areas, access to IEC marks of conformity. IEC is not responsible for any services carried out by independent certification bodies.
6) All users should ensure that they have the latest edition of this publication.
7) No liability shall attach to IEC or its directors, employees, servants or agents including individual experts and members of its technical committees and IEC National Committees for any personal injury, property damage or other damage of any nature whatsoever, whether direct or indirect, or for costs (including legal fees) and expenses arising out of the publication, use of, or reliance upon, this IEC Publication or any other IEC Publications.
8) Attention is drawn to the Normative references cited in this publication. Use of the referenced publications is indispensable for the correct application of this publication.
9) Attention is drawn to the possibility that some of the elements of this IEC Publication may be the subject of patent rights. IEC shall not be held responsible for identifying any or all such patent rights.

This redline version of the official IEC Standard allows the user to identify the changes made to the previous edition. A vertical bar appears in the margin wherever a change has been made. Additions are in green text, deletions are in strikethrough red text.

Documents
Document Sharing Hub

Full document details: IEC 60721-2-4 2018 RLV

International Standard IEC 60721-2-4 has been prepared by IEC technical committee 104: Environmental conditions, classification and methods of test.

This second edition cancels and replaces the first edition published in 1987 and Amendment 1:1988. This edition constitutes a technical revision.

This edition includes the following significant technical changes with respect to the previous edition:

a) Figures updated including the addition of global irradiation information,

b) Format updated.

The text of this International Standard is based on the following documents:

FDIS	Report on voting
104/800/FDIS	104/803/RVD

Full information on the voting for the approval of this International Standard can be found in the report on voting indicated in the above table.

This document has been drafted in accordance with the ISO/IEC Directives, Part 2.

A list of all parts in the IEC 60721 series, published under the general title *Classification of environmental conditions*, can be found on the IEC website.

The committee has decided that the contents of this document will remain unchanged until the stability date indicated on the IEC website under "http://webstore.iec.ch" in the data related to the specific document. At this date, the document will be

- reconfirmed,
- withdrawn,
- replaced by a revised edition, or
- amended.

IMPORTANT – The “colour inside” logo on the cover page of this publication indicates that it contains colours which are considered to be useful for the correct understanding of its contents. Users should therefore print this publication using a colour printer.

Documents
Document Sharing Hub

Full document details: IEC 60721-2-4 2018 RLV

CLASSIFICATION OF ENVIRONMENTAL CONDITIONS –

Part 2-4: Environmental conditions appearing in nature – Solar radiation and temperature

1 Scope

This part of IEC 60721 presents a broad division into types of solar radiation areas. It is intended to be used as part of the background material when selecting appropriate severities of solar radiation for product applications.

All types of geographical areas are covered, except areas with altitudes above 5 000 m.

~~When selecting severities of solar radiation for product applications, the values which are given in IEC 60721-1 should be applied.~~

~~2 Object~~

This document also serves to define limiting severities of solar radiation to which products are liable to be exposed during transportation, storage and use.

2 Normative references

There are no normative references in this document.

3 Terms and definitions

No terms and definitions are listed in this document.

ISO and IEC maintain terminological databases for use in standardization at the following addresses:

- IEC Electropedia: available at http://www.electropedia.org/
- ISO Online browsing platform: available at http://www.iso.org/obp

4 General

Solar radiation can affect products primarily by the heating of material and their environment or by photochemical degradation of material.

~~The~~ Solar radiation, especially its ultraviolet content ~~of solar radiation~~, causes photochemical degradation of most organic materials. Elasticity and plasticity of certain rubber compounds and plastic materials are affected. Optical glass may become opaque.

Solar radiation bleaches out colours in paints, textiles, paper, etc. This can be of importance, for example for the colour-coding of components.

The heating of material is ~~the most important effect~~ a consequence of exposure to solar radiation. The presentation of severities of solar radiation is therefore related to the power density radiated towards a surface, or irradiance, expressed in W/m^2.

Documents
Document Sharing Hub

Full document details: IEC 60721-2-4 2018 RLV

An object subjected to solar radiation will attain a temperature that depends primarily on the surrounding air temperature, the energy radiated from the Sun, and the incidence angle of the radiation on the object. Other factors, for example wind and heat conduction to mountings, can be of importance. In addition, the absorptance α_s of the surface for the solar spectrum is of importance.

An artificial air temperature t_s may be defined, which, under steady-state conditions, results in the same surface temperature of an object as the combination of the actual air temperature t_u and the solar radiation of the irradiance E.

An approximate value can be obtained from the following equation:

$$t_s = t_u + \frac{\alpha_s \cdot E}{h_y}$$

The coefficient h_y is the heat transfer coefficient for the surface, in W/(m^2 · °C). It includes thermal radiation to the surroundings, heat conduction of the surface material and convection due to wind.

The absorptance α_s, depends on the thermal colour, the reflectance and the transmittance of the surface.

Typical clear sky values for common materials are:

α_s = 0,7

h_y = 20 W/(m^2 · °C)

E = 900 W/m^2

resulting in an "over temperature" due to solar radiation of about 30 °C. It can then be seen that an error of 10 % in the estimation of the intensity of the solar radiation will influence the temperature involved by less than 5 °C. Therefore, there is no need in this classification for extremely accurate severities of solar radiation and minor factors affecting the heat radiated have therefore been disregarded here.

The heating effect is caused mainly by short-term radiation of high intensity, i.e. the solar radiation around noon on cloudless days. Such values are presented in Table 1.

It may also be of interest to identify the lowest possible value of atmospheric radiation during clear nights in order to determine the “under temperature” of products exposed to the night sky.

~~Such values are given in figure 1.~~

5 Solar radiation physics

The electromagnetic radiation from the Sun to the Earth covers ~~a rather broad~~ the spectrum from the ultraviolet to the near infra-red. Most of the energy reaching the surface of the Earth is in the wavelength range of 0,3 µm to 4 µm with a maximum in the visible range around 0,5 µm. Typical spectra are shown in Figure 1.

The amount of radiant energy from the Sun which falls upon the unit area of a plane normal to the Sun's rays just outside the atmosphere at the mean distance from the Earth to the Sun is called the solar constant. Its value is ~~approximately 1,37 kW/m^2~~ 1 367 W/m^2 .

Documents
Document Sharing Hub

Full document details: IEC 60721-2-4 2018 RLV

The distance from the Earth to the Sun varies during the year, and consequently the radiation varies ~~from approximately 1,41 kW/m² in January to approximately 1,32 kW/m² in July~~.

Approximately 99 % of the energy of the Sun is emitted at wavelengths below 4 µm. Most of the energy below 0,3 µm is absorbed by the atmosphere and does not reach the surface of the Earth. Further absorption and scattering of the radiation takes place, due to particles and gases, during passage through the atmosphere. The scattering of the direct solar radiation in the atmosphere results in diffuse radiation from the sky. Thus, the energy received at a certain place on Earth is the sum of the direct solar radiation and the diffuse solar radiation, which is referred to as "global radiation". From the point of view of heating effects, this sum is of interest and the levels given in this document are therefore related to global radiation.

6 Levels of global radiation

6.1 Maximum levels

The maximum level of global radiation on a clear day occurs at noon. The highest value of the power achieved on a cloudless day at noon at a surface perpendicular to the direction of the Sun depends on the content of aerosol particles, ozone and water vapour in the air. It varies considerably with geographical latitude and type of climate.

The global radiation on a surface perpendicular to the direction of the Sun ~~may~~ can reach a value of 1 120 W/m^2 in a range of 280 nm to 3 000 nm at noon on a cloudless day with approximately 1 cm of water vapour content, 2 mm of ozone and aerosols of β = 0,05, where β is the Ångström turbidity coefficient. The value 1 120 W/m^2 is typical for flat land far away from industrial areas and from large cities at solar elevations exceeding 60°.

NOTE 1 The water vapour content of a vertical column of the atmosphere is measured as the height, in centimetres, of the corresponding precipitated water. Analogously, the ozone content of a vertical column of the atmosphere is measured as the height of the corresponding ozone column at normal temperature and pressure. The scattering and absorption by aerosol particles is expressed by the Ångström turbidity coefficient, which is the optical depth of the atmosphere with respect to extinction of monochromatic radiation of wavelength λ = 1 µm.

NOTE 2 During partly clouded days the global solar irradiation can increase up to 1 300 W/m^2 for a few minutes. This short-term phenomenon occurs when the Sun comes out behind the clouds and the radiation is reflected from the edges of the clouds.

The direct solar radiation decreases with increasing turbidity. Turbidity is high in subtropical climates and in deserts where the concentration of particles in the air is high. It is also high in large cities and low in mountainous areas.

The levels in Table 1 are recommended for application as peak values of global irradiance at noon, experienced by a surface perpendicular to the direction of the Sun in a cloudless sky. The level varies only by a few per cent within the hours nearest to noon and can therefore be assumed to be representative for a few hours at a time.

Table 1 – Typical peak values of global irradiance (in W/m^2 from a cloudless sky)

Area	Large cities	Flat land	Mountainous areas
Subtropical climates and deserts	700	750	1 180
Other areas	1 050	1 120	1 180

6.2 Mean monthly and annual global solar radiation

Whilst the maximum heating effect of solar radiation on a surface is normally dependent on short-term irradiance around noon, the photochemical effects are related to radiation, integrated over time, i.e. irradiation. For the purpose of comparison, daily global irradiation is the most convenient and commonly used value.

AVA Documents Document Sharing Hub

Full document details: IEC 60721-2-4 2018 RLV

In December, the monthly mean average of daily irradiation reaches approximately 10,8 kWh/m^2 close to the South Pole, because of the duration of daylight. Outside the Antarctic area, daily levels reach approximately 8,4 kWh/m^2.

The highest annual mean averages of daily global irradiation, up to 6,6 kWh/m^2, are found mainly in desert areas.

6.3 Simultaneous values of maximum air temperatures and solar radiation

The lowest values of the turbidity coefficient β are found in cold air masses. Therefore, the levels in Table 1 do not occur at the highest values of air temperature.

~~It may be assumed that global irradiance does not reach more than 80 % of the values given in table 1 at the maximum air temperatures given in IEC 60721-2-1.~~

6.4 World distribution of daily global irradiation

For the distribution of daily global irradiation, see Annex A.

7 Minimum levels of atmospheric radiation at night

In cloudless nights when the atmospheric radiation is very low, objects exposed to the night sky will attain surface temperatures below the surrounding air temperature.

The theoretical temperature T_0, in kelvins, of an object in equilibrium with the atmospheric radiation is given by Boltzmann's law:

$$T_0 = \left(\frac{A}{\sigma}\right)^{1/4}$$

where

σ is Stefan-Boltzmann's constant, 5,67 · 10^{-8} W/(m^2 · K^4);

A is the atmospheric radiation in W/m^2 ~~(see figure 1)~~.

In practice, temperatures will be higher due to heat conduction, convection and water condensation.

As an example, it has been found that the surface of a horizontal disk thermally isolated from the ground and exposed to the night sky during a clear night can attain a temperature of −14 °C when the air temperature is 0 °C and the relative humidity is close to 100 %.

~~Figure 1 shows the atmospheric radiation from the night sky in clear air as a function of air temperature at a height of 2 m above the ground level.~~ The relative humidity is normally very high on clear nights.

Documents
Document Sharing Hub
Full document details: IEC 60721-2-4 2018 RLV

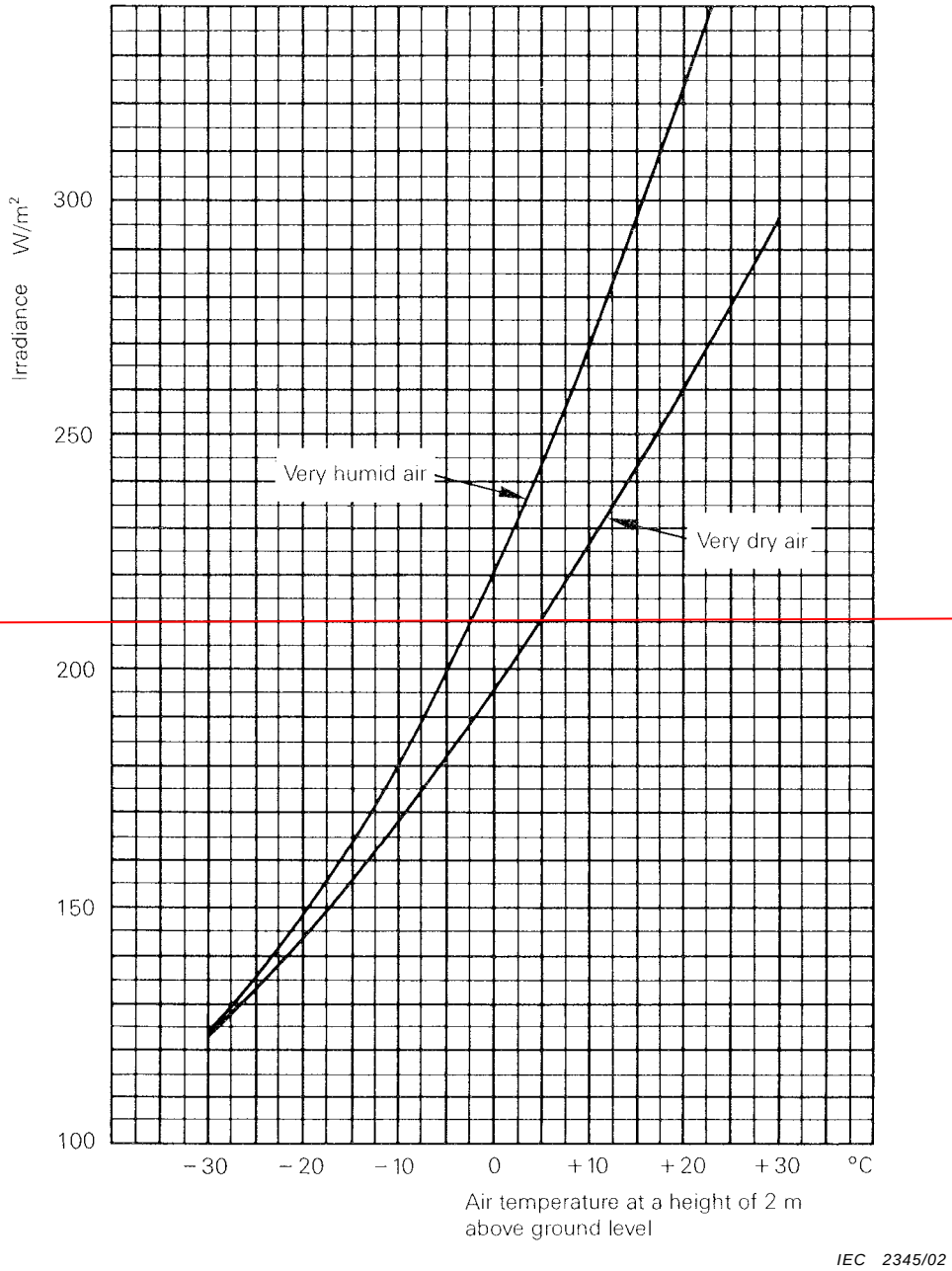

~~**Figure 1 – Atmospheric radiation from a clear night sky**~~

Documents
Document Sharing Hub
Full document details: IEC 60721-2-4 2018 RLV

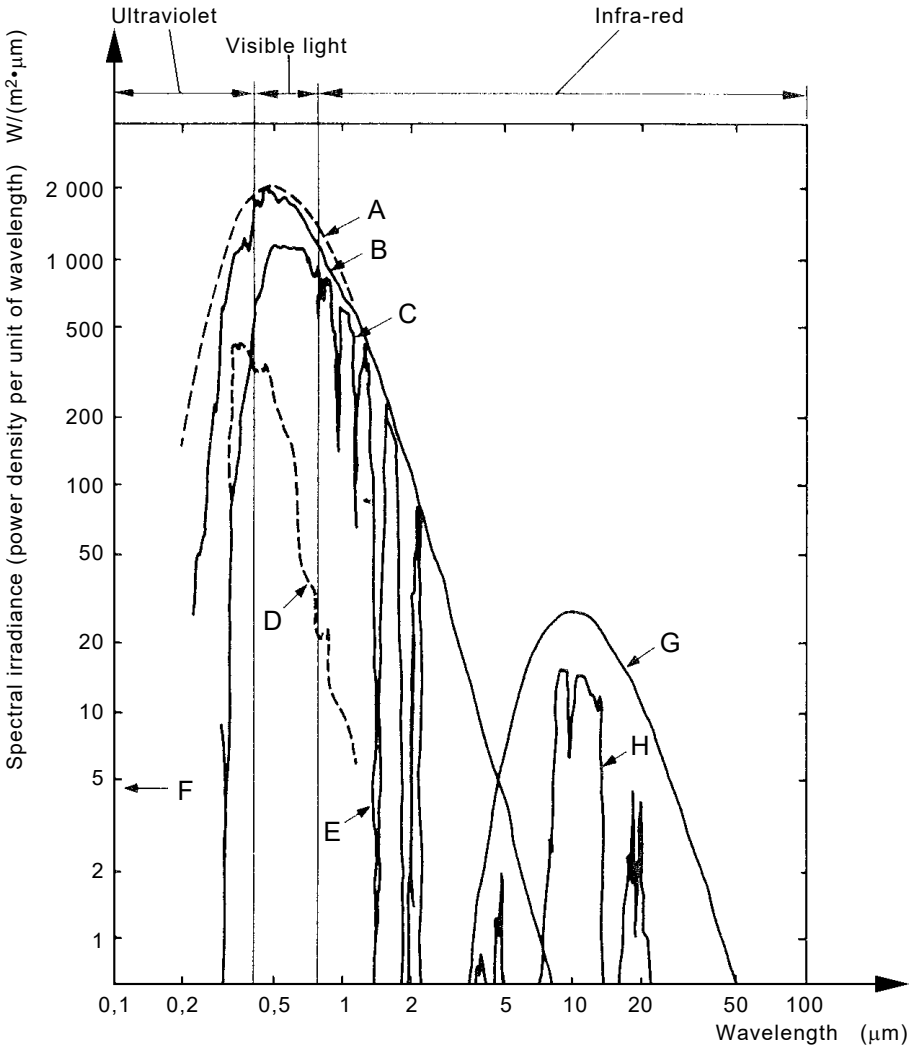

A Radiation outside the atmosphere from the Sun represented as a black body at temperature 6 000 K (1,60 kW/m^2)

B Solar radiation outside the atmosphere (1,37 kW/m^2)

C Direct solar radiation at the surface of the Earth perpendicular to the direction of radiation (e.g. 0,9 kW/m^2)

D Diffuse solar radiation at the surface of the Earth (e.g. 0,10 kW/m^2)

E Absorption bands of water vapour and carbon dioxide

F Absorption by oxygen and ozone

G Radiation of a black body at 300 K (0,47 kW/m^2)

H Thermal radiation from the Earth (e.g. 0,07 kW/m^2)

Figure ~~2~~1 – Spectra of electromagnetic radiation from the Sun and the surface of the Earth

Documents
Document Sharing Hub
Full document details: IEC 60721-2-4 2018 RLV

Annex A
(informative)

World distribution of daily global irradiation

Figures A.1, A.2 and A.3 are world maps showing isohels of relative global irradiation (June, December and annual mean values), derived from satellite measurements (see [1][1]). Relative global irradiation is defined as the ratio of global irradiation measured at the Earth's surface, divided by the extra-terrestrial global irradiation, which is the solar radiation on a plane perpendicular to the direction of the Sun just outside the atmosphere.

In order to obtain the mean daily value of global irradiation at the Earth's surface, the percentage value shown on the maps should be multiplied by the appropriate mean daily value of extra-terrestrial global irradiation, which is given as a function of geographical latitude in Table A.1.

NOTE The basis for determining the daily irradiation values in kWh/m^2 is the values of monthly and annual irradiation in MJ/m^2 divided by the number of days in June (30), in December (31), and in the year (365).

EXAMPLE:

Determination of the mean daily global irradiation to be expected in June at the southern point of the Californian peninsula.

From Figure A.1, the point (at an approximate geographical latitude of 23° N) is surrounded by an isohel of 60 %, and the percentage value for the point is estimated to be 62 %.

In Table A.1, interpolation for 23° N in the June column gives 11,16 kWh/m^2, which is multiplied by the percentage value above.

The mean daily global irradiation will thus be approximately 6,9 kWh/m^2.

[1] Numbers in square brackets refer to the Bibliography.

Documents
Document Sharing Hub
Full document details: IEC 60721-2-4 2018 RLV

Table A.1 – Mean daily extra-terrestrial global irradiation (kWh/m^2)

Latitude	June	December	Annual
90 N	12,47	0,0	4,17
85 N	12,42	0,0	4,20
80 N	12,28	0,0	4,30
75 N	12,05	0,0	4,49
70 N	11,72	0,0	4,76
65 N	11,40	0,11	5,16
60 N	11,40	0,65	5,71
55 N	11,48	1,36	6,29
50 N	11,56	2,16	6,87
45 N	11,61	3,00	7,42
40 N	11,61	3,85	7,93
35 N	11,56	4,72	8,40
30 N	11,44	5,57	8,82
25 N	11,26	6,40	9,19
20 N	11,00	7,20	9,49
15 N	10,68	7,96	9,73
10 N	10,30	8,68	9,90
5 N	9,84	9,34	10,01
0	9,33	9,95	10,04
5 S	8,76	10,50	10,01
10 S	8,13	10,98	9,90
15 S	7,46	11,39	9,73
20 S	6,74	11,73	9,49
25 S	5,99	12,00	9,19
30 S	5,21	12,19	8,82
35 S	4,41	12,32	8,40
40 S	3,60	12,37	7,93
45 S	2,79	12,37	7,41
50 S	2,01	12,31	6,86
55 S	1,27	12,22	6,29
60 S	0,60	12,13	5,71
65 S	0,10	12,12	5,16
70 S	0,0	12,45	4,75
75 S	0,0	12,80	4,48
80 S	0,0	13,05	4,30
85 S	0,0	13,20	4,20
90 S	0,0	13,25	4,16

Documents
Document Sharing Hub

Full document details: IEC 60721-2-4 2018 RLV

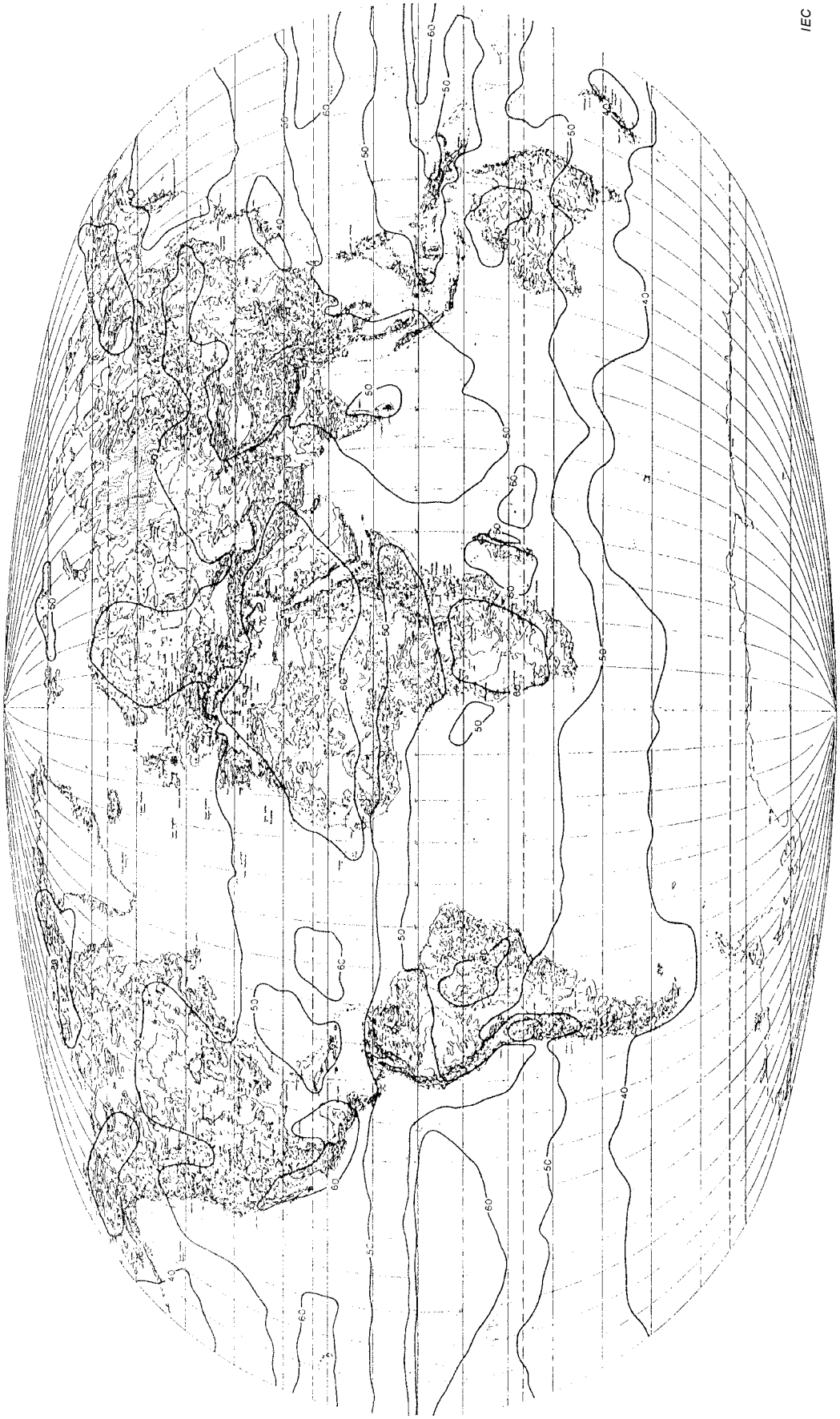

Figure A.1 – Mean relative global irradiation for the month of June (in %)

Documents
Document Sharing Hub
Full document details: IEC 60721-2-4 2018 RLV