IEC 60793-1-34

Edition 3.0 2021-02

INTERNATIONAL STANDARD

NORME INTERNATIONALE

colour inside

Optical fibres –
Part 1-34: Measurement methods and test procedures – Fibre curl

Fibres optiques –
Partie 1-34: Méthodes de mesure et procédures d'essai – Ondulation de la fibre

IEC 60793-1-34:2021-02(en-fr)

Documents
Document Sharing Hub

Full document details: IEC 60793-1-34-2021

THIS PUBLICATION IS COPYRIGHT PROTECTED
Copyright © 2021 IEC, Geneva, Switzerland

All rights reserved. Unless otherwise specified, no part of this publication may be reproduced or utilized in any form or by any means, electronic or mechanical, including photocopying and microfilm, without permission in writing from either IEC or IEC's member National Committee in the country of the requester. If you have any questions about IEC copyright or have an enquiry about obtaining additional rights to this publication, please contact the address below or your local IEC member National Committee for further information.

Droits de reproduction réservés. Sauf indication contraire, aucune partie de cette publication ne peut être reproduite ni utilisée sous quelque forme que ce soit et par aucun procédé, électronique ou mécanique, y compris la photocopie et les microfilms, sans l'accord écrit de l'IEC ou du Comité national de l'IEC du pays du demandeur. Si vous avez des questions sur le copyright de l'IEC ou si vous désirez obtenir des droits supplémentaires sur cette publication, utilisez les coordonnées ci-après ou contactez le Comité national de l'IEC de votre pays de résidence.

IEC Central Office
3, rue de Varembé
CH-1211 Geneva 20
Switzerland

Tel.: +41 22 919 02 11
info@iec.ch
www.iec.ch

About the IEC
The International Electrotechnical Commission (IEC) is the leading global organization that prepares and publishes International Standards for all electrical, electronic and related technologies.

About IEC publications
The technical content of IEC publications is kept under constant review by the IEC. Please make sure that you have the latest edition, a corrigendum or an amendment might have been published.

IEC publications search - webstore.iec.ch/advsearchform
The advanced search enables to find IEC publications by a variety of criteria (reference number, text, technical committee, …). It also gives information on projects, replaced and withdrawn publications.

IEC Just Published - webstore.iec.ch/justpublished
Stay up to date on all new IEC publications. Just Published details all new publications released. Available online and once a month by email.

IEC Customer Service Centre - webstore.iec.ch/csc
If you wish to give us your feedback on this publication or need further assistance, please contact the Customer Service Centre: sales@iec.ch.

IEC online collection - oc.iec.ch
Discover our powerful search engine and read freely all the publications previews. With a subscription you will always have access to up to date content tailored to your needs.

Electropedia - www.electropedia.org
The world's leading online dictionary on electrotechnology, containing more than 22 000 terminological entries in English and French, with equivalent terms in 18 additional languages. Also known as the International Electrotechnical Vocabulary (IEV) online.

A propos de l'IEC
La Commission Electrotechnique Internationale (IEC) est la première organisation mondiale qui élabore et publie des Normes internationales pour tout ce qui a trait à l'électricité, à l'électronique et aux technologies apparentées.

A propos des publications IEC
Le contenu technique des publications IEC est constamment revu. Veuillez vous assurer que vous possédez l'édition la plus récente, un corrigendum ou amendement peut avoir été publié.

Recherche de publications IEC - webstore.iec.ch/advsearchform
La recherche avancée permet de trouver des publications IEC en utilisant différents critères (numéro de référence, texte, comité d'études, …). Elle donne aussi des informations sur les projets et les publications remplacées ou retirées.

IEC Just Published - webstore.iec.ch/justpublished
Restez informé sur les nouvelles publications IEC. Just Published détaille les nouvelles publications parues. Disponible en ligne et une fois par mois par email.

Service Clients - webstore.iec.ch/csc
Si vous désirez nous donner des commentaires sur cette publication ou si vous avez des questions contactez-nous: sales@iec.ch.

IEC online collection - oc.iec.ch
Découvrez notre puissant moteur de recherche et consultez gratuitement tous les aperçus des publications. Avec un abonnement, vous aurez toujours accès à un contenu à jour adapté à vos besoins.

Electropedia - www.electropedia.org
Le premier dictionnaire d'électrotechnologie en ligne au monde, avec plus de 22 000 articles terminologiques en anglais et en français, ainsi que les termes équivalents dans 16 langues additionnelles. Egalement appelé Vocabulaire Electrotechnique International (IEV) en ligne.

Documents
Document Sharing Hub

Full document details: IEC 60793-1-34-2021

IEC 60793-1-34

Edition 3.0 2021-02

INTERNATIONAL STANDARD

NORME INTERNATIONALE

colour inside

Optical fibres –
Part 1-34: Measurement methods and test procedures – Fibre curl

Fibres optiques –
Partie 1-34: Méthodes de mesure et procédures d'essai – Ondulation de la fibre

INTERNATIONAL
ELECTROTECHNICAL
COMMISSION

COMMISSION
ELECTROTECHNIQUE
INTERNATIONALE

ICS 33.180.10

ISBN 978-2-8322-9396-6

Warning! Make sure that you obtained this publication from an authorized distributor.
Attention! Veuillez vous assurer que vous avez obtenu cette publication via un distributeur agréé.

® Registered trademark of the International Electrotechnical Commission
Marque déposée de la Commission Electrotechnique Internationale

AVA Documents
Document Sharing Hub

Full document details: IEC 60793-1-34-2021

CONTENTS

FOREWORD 4
1 Scope 6
2 Normative references 6
3 Terms and definitions 6
4 Apparatus 7
4.1 Principle 7
4.2 Fibre holding fixture 7
4.3 Fibre rotator 7
4.4 Deflection measurement device 7
4.5 Computer (optional) 7
5 Sample preparation 7
6 Procedure 7
6.1 General 7
6.2 Mounting of the fibre 7
6.3 Rotation 8
7 Calculation 8
8 Result 8
9 Specification information 8
Annex A (normative) Fibre curl by side view microscopy 9
A.1 Principle 9
A.2 Apparatus 10
A.2.1 Deflection measurement device 10
A.2.2 Video camera and monitor 11
A.2.3 Digital image analysis system (optional) 11
A.3 Test procedure 11
A.3.1 General 11
A.3.2 Procedure for the extrema technique 11
A.3.3 Procedure for the Fourier fitting technique 11
A.4 Calculations 11
A.4.1 Extrema technique calculation 11
A.4.2 Fourier fitting technique calculation 11
A.4.3 Computation of fibre curl 12
Annex B (normative) Fibre curl by laser beam scattering 13
B.1 Principle 13
B.2 Apparatus 13
B.2.1 Light source 13
B.2.2 Detector 13
B.3 Test procedure 13
B.3.1 General 13
B.3.2 Procedure for the extrema technique 13
B.3.3 Procedure for the Fourier fitting technique 13
B.4 Calculations 13
B.4.1 Extrema technique calculation 13
B.4.2 Fourier fitting technique calculation 14
B.4.3 Computation of fibre curl 14

AVA Documents
Document Sharing Hub
Full document details: IEC 60793-1-34-2021

Annex C (informative) Derivation of the circular fibre curl model 15
C.1 Derivation of equations for side view microscopy 15
C.2 Derivation of equations for the laser scattering method 16

Figure A.1 – Schematic diagram for apparatus to measure fibre curl using an optical microscope 9
Figure A.2 – Schematic diagram for apparatus to measure fibre curl using a laser micrometer 10
Figure A.3 – Schematic diagram for apparatus to measure fibre curl while securing the sample in a ferrule 10
Figure B.1 – Schematic diagram of optical curl by laser beam scattering 14
Figure C.1 – Geometrical layout of side view microscopy fibre curl measurement 15
Figure C.2 – Geometrical layout of laser scattering fibre curl measurement 16

Documents
Document Sharing Hub
Full document details: IEC 60793-1-34-2021

INTERNATIONAL ELECTROTECHNICAL COMMISSION

OPTICAL FIBRES –

Part 1-34: Measurement methods and test procedures – Fibre curl

FOREWORD

1) The International Electrotechnical Commission (IEC) is a worldwide organization for standardization comprising all national electrotechnical committees (IEC National Committees). The object of IEC is to promote international co-operation on all questions concerning standardization in the electrical and electronic fields. To this end and in addition to other activities, IEC publishes International Standards, Technical Specifications, Technical Reports, Publicly Available Specifications (PAS) and Guides (hereafter referred to as "IEC Publication(s)"). Their preparation is entrusted to technical committees; any IEC National Committee interested in the subject dealt with may participate in this preparatory work. International, governmental and non-governmental organizations liaising with the IEC also participate in this preparation. IEC collaborates closely with the International Organization for Standardization (ISO) in accordance with conditions determined by agreement between the two organizations.
2) The formal decisions or agreements of IEC on technical matters express, as nearly as possible, an international consensus of opinion on the relevant subjects since each technical committee has representation from all interested IEC National Committees.
3) IEC Publications have the form of recommendations for international use and are accepted by IEC National Committees in that sense. While all reasonable efforts are made to ensure that the technical content of IEC Publications is accurate, IEC cannot be held responsible for the way in which they are used or for any misinterpretation by any end user.
4) In order to promote international uniformity, IEC National Committees undertake to apply IEC Publications transparently to the maximum extent possible in their national and regional publications. Any divergence between any IEC Publication and the corresponding national or regional publication shall be clearly indicated in the latter.
5) IEC itself does not provide any attestation of conformity. Independent certification bodies provide conformity assessment services and, in some areas, access to IEC marks of conformity. IEC is not responsible for any services carried out by independent certification bodies.
6) All users should ensure that they have the latest edition of this publication.
7) No liability shall attach to IEC or its directors, employees, servants or agents including individual experts and members of its technical committees and IEC National Committees for any personal injury, property damage or other damage of any nature whatsoever, whether direct or indirect, or for costs (including legal fees) and expenses arising out of the publication, use of, or reliance upon, this IEC Publication or any other IEC Publications.
8) Attention is drawn to the Normative references cited in this publication. Use of the referenced publications is indispensable for the correct application of this publication.
9) Attention is drawn to the possibility that some of the elements of this IEC Publication may be the subject of patent rights. IEC shall not be held responsible for identifying any or all such patent rights.

International Standard IEC 60793-1-34 has been prepared by subcommittee 86A: Fibres and cables, of IEC technical committee 86: Fibre optics.

This third edition cancels and replaces the second edition published in 2006. This edition constitutes a technical revision.

This edition includes the following significant technical changes with respect to the previous edition:

a) modification of several derivation equations for laser scattering;
b) change of angular increment from 10° to 30° to 10° to 45°;
c) change of Annex B from informative to normative.

The text of this International Standard is based on the following documents:

CDV	Report on voting
86A/1971/CDV	86A/1994/RVC

Documents
Document Sharing Hub

Full information on the voting for the approval of this International Standard can be found in the report on voting indicated in the above table.

This document has been drafted in accordance with the ISO/IEC Directives, Part 2.

A list of all parts in the IEC 60793 series, published under the general title *Optical fibres*, can be found on the IEC website.

The committee has decided that the contents of this document will remain unchanged until the stability date indicated on the IEC website under "http://webstore.iec.ch" in the data related to the specific document. At this date, the document will be

- reconfirmed,
- withdrawn,
- replaced by a revised edition, or
- amended.

IMPORTANT – The 'colour inside' logo on the cover page of this publication indicates that it contains colours which are considered to be useful for the correct understanding of its contents. Users should therefore print this document using a colour printer.

Documents
Document Sharing Hub

Full document details: IEC 60793-1-34-2021

OPTICAL FIBRES –

Part 1-34: Measurement methods and test procedures – Fibre curl

1 Scope

This part of IEC 60793 establishes uniform requirements for the mechanical characteristic: fibre curl or latent curvature in uncoated optical fibres, i.e. a specified length of the fibre has been stripped from coating. Fibre curl has been identified as an important parameter for minimizing the splice loss of optical fibres when using passive alignment fusion splicers or active alignment mass fusion splicers.

Two methods are recognized for the measurement of fibre curl, in uncoated optical fibres:

- method A: side view microscopy;
- method B: laser beam scattering.

Both methods measure the radius of curvature of an uncoated fibre by determining the amount of deflection that occurs as an unsupported fibre end is rotated about the fibre's axis. Method A uses visual or digital video methods to determine the deflection of the fibre while method B uses a line sensor to measure the maximum deflection of one laser beam relative to a reference laser beam.

By measuring the deflection behaviour of the fibre as it is rotated about its axis and understanding the geometry of the measuring device, the fibre's radius of curvature can be calculated from simple circular models, the derivation of which are given in Annex C.

Both methods are applicable to type B optical fibres as described in IEC 60793 (all parts).

Method A is the reference test method, used to resolve disputes.

2 Normative references

The following documents are referred to in the text in such a way that some or all of their content constitutes requirements of this document. For dated references, only the edition cited applies. For undated references, the latest edition of the referenced document (including any amendments) applies.

IEC 60793 (all parts), *Optical fibres*

3 Terms and definitions

No terms and definitions are listed in this document.

ISO and IEC maintain terminological databases for use in standardization at the following addresses:

- IEC Electropedia: available at http://www.electropedia.org/
- ISO Online browsing platform: available at http://www.iso.org/obp

Documents
Document Sharing Hub

Full document details: IEC 60793-1-34-2021

4 Apparatus

4.1 Principle

An uncoated fibre end is mounted in a rotatable fixture so that the end extends freely into space by an overhang distance which will depend on the measurement device. The overhang distance is from the fibre fixture to the free endface of the uncoated fibre. The measurement distance from the fibre fixture to the measurement point is typically 10 mm to 20 mm, and the measurement point shall be close to the fibre's free endface. If the measurement device is designed with measurement distances greater than this, care shall be taken to avoid excessive degradation due to effects of vibration and gravity. The fibre is rotated and the deviations in the position of the test point relative to a reference position are measured to obtain the fibre's radius of curvature, r_c.

Details pertaining to the two methods are given in the relevant Annex A or Annex B. Common apparatus requirements are given in 4.2 to 4.5.

4.2 Fibre holding fixture

Provide a fixture that holds the fibre on a constant axis at the holding position and allows the fibre to be rotated through 360°. The fixture may be a v-groove holder such as a vacuum chuck or a fibre ferrule. If a ferrule is used, take care to ensure that the inside diameter is sized closely enough to the fibre diameter to minimize variability in the deflection measurements.

4.3 Fibre rotator

Provide a device to grip and rotate the fibre through 360°. The device may be manually operated, or it may be driven by a rotational device such as a stepper motor.

4.4 Deflection measurement device

Provide a deflection measurement device according to either Annex A or Annex B.

4.5 Computer (optional)

A computer may be used to provide motion control, data collection and computation.

5 Sample preparation

Use an uncabled fibre of appropriate length for the instrument design. Remove enough coating from one end to allow mounting in the fibre fixture with the necessary overhang. The fibre should not extend much past the measuring device's required measurement distance since excessive lengths can cause degradation as discussed in 4.1.

6 Procedure

6.1 General

Details for each method are given in Annex A and Annex B. Common procedures are described in 6.1 and 6.2.

6.2 Mounting of the fibre

Mount the fibre in the holding fixture so that the stripped end extends into free space with sufficient length to extend up to or beyond the measurement distance. Typical measurement distances range between 10 mm and 20 mm. Attach the other end of the fibre to the fibre rotator.

Documents
Document Sharing Hub
Full document details: IEC 60793-1-34-2021

If the measurement distance is excessive, or the stripped fibre is substantially longer than the required measurement distance, then the measurement may be degraded.

6.3 Rotation

Follow the procedure of Annex A or Annex B.

7 Calculation

Complete the detailed calculation of the fibre curl, r_c, using Annex A or Annex B.

NOTE Though the intermediate parameters used in the calculations are typically scaled in micrometres, the radius of curvature, r_c, is typically re-scaled in units of metres.

8 Result

8.1 The following information should be reported for each test:

- date of the test;
- fibre identification;
- fibre radius of curvature.

8.2 The following information should be available for each test:

- method used to determine curl;
- technique used for calculations;
- description of the equipment;
- calibration data.

9 Specification information

The detail specification shall specify the following:

- information to be reported;
- any deviations to the procedure that apply;
- failure or acceptance criteria.

Documents
Document Sharing Hub

Full document details: IEC 60793-1-34-2021

Annex A
(normative)

Fibre curl by side view microscopy

A.1 Principle

This procedure measures the radius of curvature of an uncoated fibre by determining the amount of deflection that occurs as an unsupported fibre end is rotated about the fibre's axis. By knowing the amplitude of the deflection of the fibre and the measurement distance from the fibre fixture to the measurement point, the fibre's radius of curvature can be calculated from a simple circular model, the derivation of which is given in Clause C.1. Schematic diagrams of typical test set-ups for these techniques are shown in Figure A.1, Figure A.2 and Figure A.3.

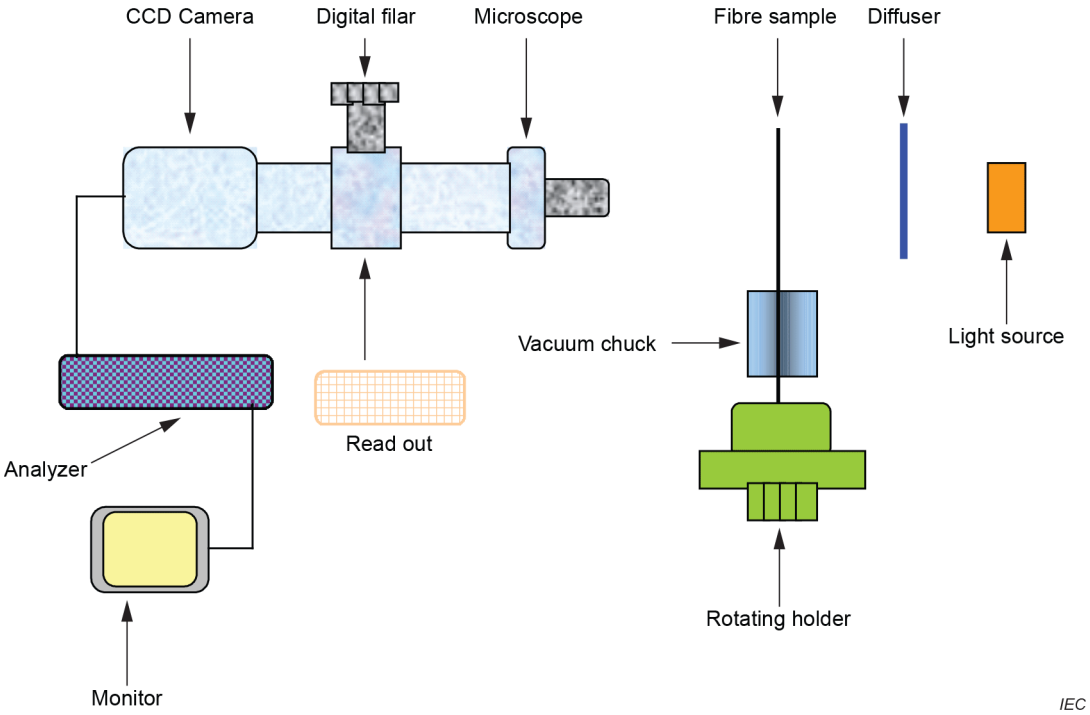

Figure A.1 – Schematic diagram for apparatus to measure fibre curl using an optical microscope

Documents
Document Sharing Hub
Full document details: IEC 60793-1-34-2021

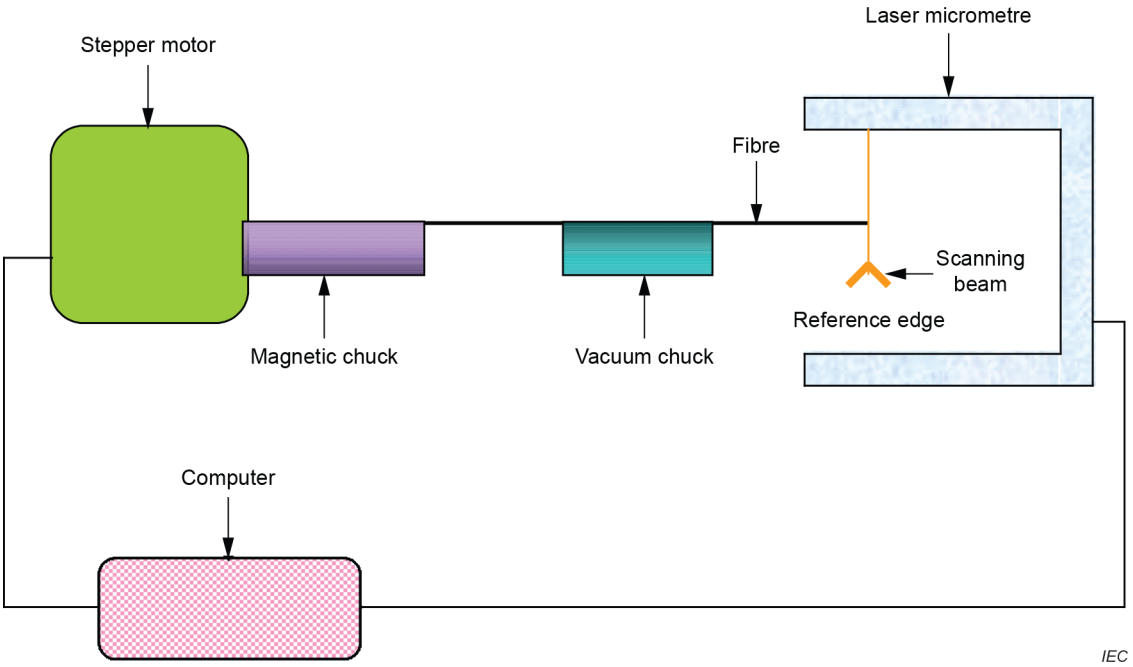

Figure A.2 – Schematic diagram for apparatus to measure fibre curl using a laser micrometre

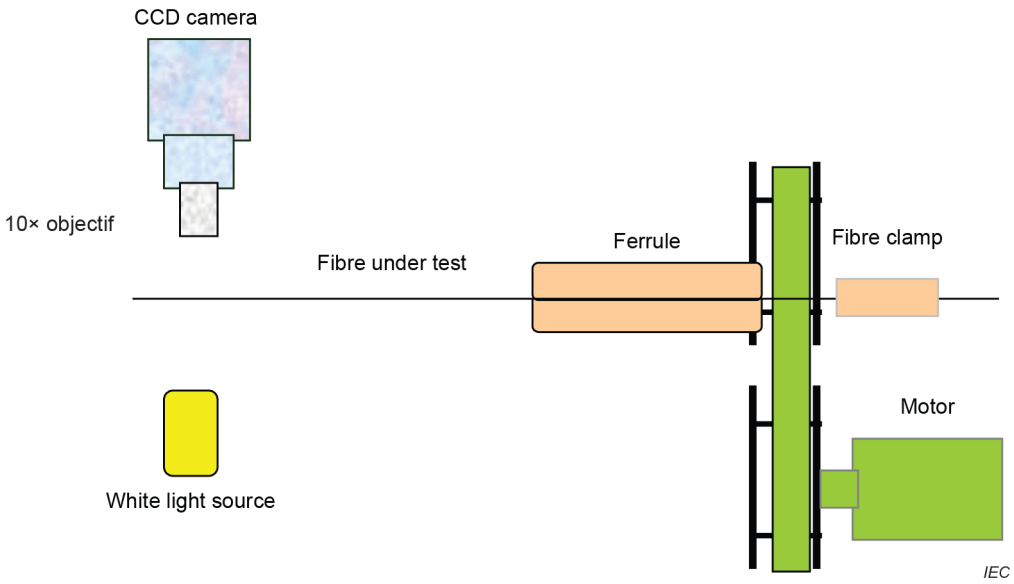

Figure A.3 – Schematic diagram for apparatus to measure fibre curl while securing the sample in a ferrule

A.2 Apparatus

A.2.1 Deflection measurement device

Provide a device to measure the fibre deflection as it is rotated through 360°. Such a device may consist of a viewing microscope or an optical measuring instrument such as a laser micrometre. If a viewing microscope is used, provide means to permit accurate measurement of fibre deflection, such as a filar eyepiece or a digital image analysis system.

Documents
Document Sharing Hub
Full document details: IEC 60793-1-34-2021