IEC 60794-1-217

Edition 1.0 2024-04

INTERNATIONAL STANDARD

NORME INTERNATIONALE

colour inside

Optical fibre cables –
Part 1-217: Generic specification – Basic optical cable test procedures – Environmental test methods – Cable shrinkage (fibre protrusion), Method F17

Câbles à fibres optiques –
Partie 1-217: Spécification générique – Procédures fondamentales d'essais des câbles optiques – Méthodes d'essais d'environnement – Rétraction de câble (excroissance de la fibre), méthode F17

IEC 60794-1-217:2024-04(en-fr)

Documents
Document Sharing Hub

Full document details: IEC 60794-1-217-2024

THIS PUBLICATION IS COPYRIGHT PROTECTED
Copyright © 2024 IEC, Geneva, Switzerland

All rights reserved. Unless otherwise specified, no part of this publication may be reproduced or utilized in any form or by any means, electronic or mechanical, including photocopying and microfilm, without permission in writing from either IEC or IEC's member National Committee in the country of the requester. If you have any questions about IEC copyright or have an enquiry about obtaining additional rights to this publication, please contact the address below or your local IEC member National Committee for further information.

Droits de reproduction réservés. Sauf indication contraire, aucune partie de cette publication ne peut être reproduite ni utilisée sous quelque forme que ce soit et par aucun procédé, électronique ou mécanique, y compris la photocopie et les microfilms, sans l'accord écrit de l'IEC ou du Comité national de l'IEC du pays du demandeur. Si vous avez des questions sur le copyright de l'IEC ou si vous désirez obtenir des droits supplémentaires sur cette publication, utilisez les coordonnées ci-après ou contactez le Comité national de l'IEC de votre pays de résidence.

IEC Secretariat
3, rue de Varembé
CH-1211 Geneva 20
Switzerland

Tel.: +41 22 919 02 11
info@iec.ch
www.iec.ch

About the IEC
The International Electrotechnical Commission (IEC) is the leading global organization that prepares and publishes International Standards for all electrical, electronic and related technologies.

About IEC publications
The technical content of IEC publications is kept under constant review by the IEC. Please make sure that you have the latest edition, a corrigendum or an amendment might have been published.

IEC publications search - webstore.iec.ch/advsearchform
The advanced search enables to find IEC publications by a variety of criteria (reference number, text, technical committee, …). It also gives information on projects, replaced and withdrawn publications.

IEC Just Published - webstore.iec.ch/justpublished
Stay up to date on all new IEC publications. Just Published details all new publications released. Available online and once a month by email.

IEC Customer Service Centre - webstore.iec.ch/csc
If you wish to give us your feedback on this publication or need further assistance, please contact the Customer Service Centre: sales@iec.ch.

IEC Products & Services Portal - products.iec.ch
Discover our powerful search engine and read freely all the publications previews, graphical symbols and the glossary. With a subscription you will always have access to up to date content tailored to your needs.

Electropedia - www.electropedia.org
The world's leading online dictionary on electrotechnology, containing more than 22 500 terminological entries in English and French, with equivalent terms in 25 additional languages. Also known as the International Electrotechnical Vocabulary (IEV) online.

A propos de l'IEC
La Commission Electrotechnique Internationale (IEC) est la première organisation mondiale qui élabore et publie des Normes internationales pour tout ce qui a trait à l'électricité, à l'électronique et aux technologies apparentées.

A propos des publications IEC
Le contenu technique des publications IEC est constamment revu. Veuillez vous assurer que vous possédez l'édition la plus récente, un corrigendum ou amendement peut avoir été publié.

Recherche de publications IEC - webstore.iec.ch/advsearchform
La recherche avancée permet de trouver des publications IEC en utilisant différents critères (numéro de référence, texte, comité d'études, …). Elle donne aussi des informations sur les projets et les publications remplacées ou retirées.

IEC Just Published - webstore.iec.ch/justpublished
Restez informé sur les nouvelles publications IEC. Just Published détaille les nouvelles publications parues. Disponible en ligne et une fois par mois par email.

Service Clients - webstore.iec.ch/csc
Si vous désirez nous donner des commentaires sur cette publication ou si vous avez des questions contactez-nous: sales@iec.ch.

IEC Products & Services Portal - products.iec.ch
Découvrez notre puissant moteur de recherche et consultez gratuitement tous les aperçus des publications, symboles graphiques et le glossaire. Avec un abonnement, vous aurez toujours accès à un contenu à jour adapté à vos besoins.

Electropedia - www.electropedia.org
Le premier dictionnaire d'électrotechnologie en ligne au monde, avec plus de 22 500 articles terminologiques en anglais et en français, ainsi que les termes équivalents dans 25 langues additionnelles. Egalement appelé Vocabulaire Electrotechnique International (IEV) en ligne.

Documents
Document Sharing Hub

Full document details: IEC 60794-1-217-2024

IEC 60794-1-217

Edition 1.0 2024-04

INTERNATIONAL STANDARD

NORME INTERNATIONALE

colour inside

Optical fibre cables –
Part 1-217: Generic specification – Basic optical cable test procedures – Environmental test methods – Cable shrinkage (fibre protrusion), Method F17

Câbles à fibres optiques –
Partie 1-217: Spécification générique – Procédures fondamentales d'essais des câbles optiques – Méthodes d'essais d'environnement – Rétraction de câble (excroissance de la fibre), méthode F17

INTERNATIONAL
ELECTROTECHNICAL
COMMISSION

COMMISSION
ELECTROTECHNIQUE
INTERNATIONALE

ICS 33.180.10

ISBN 978-2-8322-8545-9

Warning! Make sure that you obtained this publication from an authorized distributor.
Attention! Veuillez vous assurer que vous avez obtenu cette publication via un distributeur agréé.

® Registered trademark of the International Electrotechnical Commission
Marque déposée de la Commission Electrotechnique Internationale

AVA Documents
Document Sharing Hub

Full document details: IEC 60794-1-217-2024

CONTENTS

FOREWORD 3
INTRODUCTION 5
1 Scope 6
2 Normative references 6
3 Terms and definitions 6
4 Method F17 – Cable shrinkage (fibre protrusion) 6
4.1 Objective 6
4.2 Sample 7
4.3 Apparatus 7
4.4 Procedure 7
4.4.1 Preparation of the cable sample 7
4.4.2 Preparation of the cable ends 8
4.4.3 Initial measurements 9
4.4.4 Temperature cycling 9
4.4.5 Final measurements 11
4.5 Requirements 11
4.6 Details to be specified 11
4.7 Details to be reported 12
Annex A (informative) Test procedure for cables with rigid strength members 13
A.1 Objective 13
A.2 Sample 13
A.3 Apparatus 13
A.4 Procedure 13
A.4.1 Preparation of the cable sample 13
A.4.2 Preparation of the cable ends 13
A.4.3 Initial measurements 14
A.4.4 Temperature cycling 15
A.4.5 Final measurements 15
A.5 Recommended requirements 16
A.6 Details to be specified 16
A.7 Details to be reported 17
Bibliography 18

Figure 1 – Preparation of cable sample with prepared ends 8
Figure 2 – Preparation of cable sample ends 8
Figure 3 – Fibre protrusion measurement 9
Figure 4 – Cycle procedure 10
Figure A.1 – Preparation of cable sample ends 14
Figure A.2 – Fibre protrusion measurement 15

Table 1 – Minimum soak time t_1 10

Documents
Document Sharing Hub
Full document details: IEC 60794-1-217-2024

INTERNATIONAL ELECTROTECHNICAL COMMISSION

OPTICAL FIBRE CABLES –

Part 1-217: Generic specification – Basic optical cable test procedures – Environmental test methods – Cable shrinkage (fibre protrusion), method F17

FOREWORD

1) The International Electrotechnical Commission (IEC) is a worldwide organization for standardization comprising all national electrotechnical committees (IEC National Committees). The object of IEC is to promote international co-operation on all questions concerning standardization in the electrical and electronic fields. To this end and in addition to other activities, IEC publishes International Standards, Technical Specifications, Technical Reports, Publicly Available Specifications (PAS) and Guides (hereafter referred to as "IEC Publication(s)"). Their preparation is entrusted to technical committees; any IEC National Committee interested in the subject dealt with may participate in this preparatory work. International, governmental and non-governmental organizations liaising with the IEC also participate in this preparation. IEC collaborates closely with the International Organization for Standardization (ISO) in accordance with conditions determined by agreement between the two organizations.
2) The formal decisions or agreements of IEC on technical matters express, as nearly as possible, an international consensus of opinion on the relevant subjects since each technical committee has representation from all interested IEC National Committees.
3) IEC Publications have the form of recommendations for international use and are accepted by IEC National Committees in that sense. While all reasonable efforts are made to ensure that the technical content of IEC Publications is accurate, IEC cannot be held responsible for the way in which they are used or for any misinterpretation by any end user.
4) In order to promote international uniformity, IEC National Committees undertake to apply IEC Publications transparently to the maximum extent possible in their national and regional publications. Any divergence between any IEC Publication and the corresponding national or regional publication shall be clearly indicated in the latter.
5) IEC itself does not provide any attestation of conformity. Independent certification bodies provide conformity assessment services and, in some areas, access to IEC marks of conformity. IEC is not responsible for any services carried out by independent certification bodies.
6) All users should ensure that they have the latest edition of this publication.
7) No liability shall attach to IEC or its directors, employees, servants or agents including individual experts and members of its technical committees and IEC National Committees for any personal injury, property damage or other damage of any nature whatsoever, whether direct or indirect, or for costs (including legal fees) and expenses arising out of the publication, use of, or reliance upon, this IEC Publication or any other IEC Publications.
8) Attention is drawn to the Normative references cited in this publication. Use of the referenced publications is indispensable for the correct application of this publication.
9) IEC draws attention to the possibility that the implementation of this document may involve the use of (a) patent(s). IEC takes no position concerning the evidence, validity or applicability of any claimed patent rights in respect thereof. As of the date of publication of this document, IEC had not received notice of (a) patent(s), which may be required to implement this document. However, implementers are cautioned that this may not represent the latest information, which may be obtained from the patent database available at https://patents.iec.ch. IEC shall not be held responsible for identifying any or all such patent rights.

IEC 60794-1-217 has been prepared by subcommittee 86A: Fibres and cables, of IEC technical committee 86: Fibre optics. It is an International Standard.

This document partially replaces IEC 60794-1-22:2017. This edition constitutes a technical revision.

This edition includes the following significant technical changes with respect to IEC 60794-1-22:2017:

a) added clarification in the objective that the purpose of this test procedure is to measure the permanent fibre protrusion of cables without rigid strength members;
b) replaced the reference to method F1 for the apparatus with a detailed description for the temperature chamber and temperature sensing device as done in IEC 60794-1-211;

Documents
Document Sharing Hub

c) added a measuring device in the subclause for apparatus;

d) added conditioning before cutting the cable sample as done in IEC 60794-1-211

e) added all required steps in the subclause for temperature cycling as well as the table for the minimum soak time and the figure for the cycle procedure, and removed the reference to IEC 60794-1-22, method F1;

f) improved the figures and added a figure for preparation of the cable sample;

g) added the informative Annex A for the test procedure recommended for cables with rigid strength members.

The text of this International Standard is based on the following documents:

Draft	Report on voting
86A/2358/CDV	86A/2405/RVC

Full information on the voting for its approval can be found in the report on voting indicated in the above table.

The language used for the development of this International Standard is English.

This document was drafted in accordance with ISO/IEC Directives, Part 2, and developed in accordance with ISO/IEC Directives, Part 1 and ISO/IEC Directives, IEC Supplement, available at www.iec.ch/members_experts/refdocs. The main document types developed by IEC are described in greater detail at www.iec.ch/publications.

A list of all parts in the IEC 60794 series, published under the general title *Optical fibre cables*, can be found on the IEC website.

The committee has decided that the contents of this document will remain unchanged until the stability date indicated on the IEC website under webstore.iec.ch in the data related to the specific document. At this date, the document will be

- reconfirmed,
- withdrawn, or
- revised.

IMPORTANT – The "colour inside" logo on the cover page of this document indicates that it contains colours which are considered to be useful for the correct understanding of its contents. Users should therefore print this document using a colour printer.

Documents
Document Sharing Hub

Full document details: IEC 60794-1-217-2024

INTRODUCTION

This document defines the test method F17 to measure the change of fibre protrusion at both cable ends caused by cable shrinkage due to thermal exposure.

The numbering of this test method continues the F-series numbering sequence of IEC 60794-1-22:2017. This document cancels and replaces method F17 of IEC 60794-1-22:2017, which will be withdrawn. It includes an editorial revision, based on the new structure and numbering system for optical fibre cable test methods. Additionally, technical changes were implemented. The environmental tests contained in IEC 60794-1-22:2017 will be individually numbered in the IEC 60794-1-2xx series. Each test method is now considered to be an individual document rather than part of a multi-test method compendium. Full cross-reference details are given in IEC 60794-1-2.

All cables have a memory effect in the form of coils, and are elastic depending on the applied force, making repeatable and reproducible measurements from one end to the other end on a longer cable sample (for example 10 m or longer) very difficult or impossible. Therefore, measurement of the fibre or cable element protrusion at both ends is a suitable and simple alternative.

The advantage of this method is that the change in protrusion length can be directly compared with the capability to accommodate this change of protrusion length in the application situation (for example in a fibre distribution box). The limitation of this method is that the absolute changes of the cable elements and sheath lengths cannot be determined.

The test method in this document determines the permanent fibre protrusion of cables without rigid strength members compared to the cable elements and cable sheath due to temperature changes. The reference for the fibre protrusion is in this case the end of the cable sheath.

The determination of the permanent fibre protrusion according to this test method is not applicable if the strongest rigid strength member, often the central strength member, is to serve as a reference. This is the case when the fixing of the rigid strength member is used in a protective housing and the fixing of the rigid strength member is stronger than the fixing of the cable sheath. For such an installation situation, the recommended test procedure is given in Annex A.

IEC TR 62959 describes the test method F17 that can be optionally used as an indicator for cables terminated with hardened connectors, terminated into passive components, fixed into a module, a divider or a protective housing with the fibres terminated with splices.

IEC TR 62959 provides information on cable shrinkage characterisation of optical fibre cables that consist of standard glass optical fibres for telecommunication applications. The characterisation is directed to the effects of cable shrinkage or cable element shrinkage on the termination of cables. Recommended test methods for the evaluation of cable shrinkage as an indicator and classification by several grades are given.

A test procedure other than method F17 to measure shrinkage effects exists. Method F11 according to IEC 60794-1-211 defines shrinkage testing on a cable sample with a nominal length of 1 m or less by calculation of the change in sheath length measured before and after thermal exposure.

Documents
Document Sharing Hub

Full document details: IEC 60794-1-217-2024

OPTICAL FIBRE CABLES –

Part 1-217: Generic specification – Basic optical cable test procedures – Environmental test methods – Cable shrinkage (fibre protrusion), method F17

1 Scope

This part of the IEC 60794 series defines the test procedure to measure the permanent fibre protrusion compared to the cable elements and cable sheath due to thermal exposure of a cable.

2 Normative references

The following documents are referred to in the text in such a way that some or all of their content constitutes requirements of this document. For dated references, only the edition cited applies. For undated references, the latest edition of the referenced document (including any amendments) applies.

IEC 60794-1-1, *Optical fibre cables – Part 1-1: Generic specification – General*

IEC 60794-1-2, *Optical fibre cables – Part 1-2: Generic specification – Basic optical cable test procedures – General guidance*

3 Terms and definitions

For the purposes of this document, the terms and definitions given in IEC 60794-1-1 and the following apply.

ISO and IEC maintain terminology databases for use in standardization at the following addresses:

- IEC Electropedia: available at https://www.electropedia.org/
- ISO Online browsing platform: available at https://www.iso.org/obp

3.1
shrinkage
irreversible contraction after extrusion of plastic materials caused by heating or over time at ambient temperature

4 Method F17 – Cable shrinkage (fibre protrusion)

4.1 Objective

The purpose of this test procedure is to measure the permanent fibre protrusion of cables without rigid strength members compared to the cable elements and cable sheath due to temperature changes. The reference for the fibre protrusion is in this case the end of the cable sheath.

Documents
Document Sharing Hub
Full document details: IEC 60794-1-217-2024

The determination of the permanent fibre protrusion according to this test method is not applicable if the strongest rigid strength member, often the central strength member, is to serve as a reference. This is the case when the fixing of the rigid strength member is used in a protective housing and the fixing of the rigid strength member is stronger than the fixing of the cable sheath. For such an installation situation, the recommended test procedure is given in Annex A.

Low shrinkage of cable elements and cable sheath is important for termination of connectors and passive optical components as well as in installations of protective housings with reinforced cables. The permanent (or irreversible) fibre protrusion at the cable ends can occur when the cable is used in areas with elevated temperature or direct exposure to the sun. Cable designs with low friction between the stabilisation elements (for example rigid strength member) and high material shrinkage (created by the extrusion process) can cause excessive and permanent fibre protrusion at the cable end and can lead to an attenuation increase, cable attachment degradation, sealing weakening, and in severe cases fibre breakage.

4.2 Sample

The cable sample shall have a minimum length of 10 m.

NOTE IEC TR 62959 recommends a length of 20 m for evaluation of the fibre protrusion because the observed change of fibre protrusion of cable samples with a length of 20 m were often larger than with a sample length of 10 m.

4.3 Apparatus

A temperature chamber of appropriate size and a temperature sensing device. The temperature chamber shall be able to accommodate the cable sample and maintain the specified temperature within ±3 °C.

A length measuring device of sufficient length for measuring the protrusion length of the fibres and secondary fibre protection or fibre tube with a minimum resolution of 1 mm (see Figure 2 and Figure 3).

NOTE For the test procedure recommended for cables with rigid strength member(s), see Figure A.1 and Figure A.2.

4.4 Procedure

4.4.1 Preparation of the cable sample

The cable on the supply reel, or alternatively the cable coil, shall be conditioned for 24 h at ambient temperature before cutting the cable sample, unless otherwise specified.

The cable sample shall be coiled in loose windings with a minimum diameter of 0,6 m, unless otherwise specified. The cable coils shall be loosely fixed at least at two places distributed around the circumference in a way that the cable elements are not held inside the cable and are free to move (expand and contract), as shown in Figure 1.

Documents
Document Sharing Hub
Full document details: IEC 60794-1-217-2024

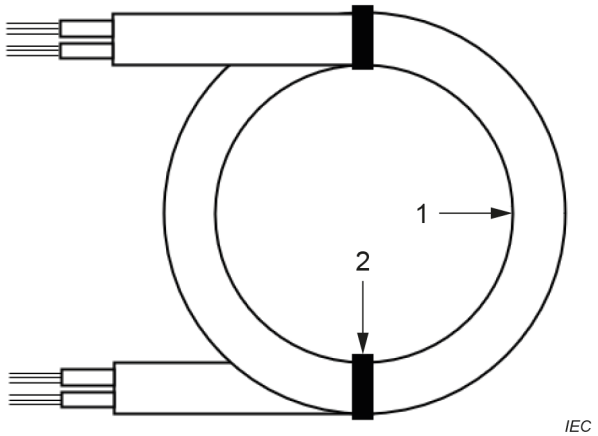

Key

1 coiled cable sample

2 loose fixing of cable sample coils

Figure 1 – Preparation of cable sample with prepared ends

4.4.2 Preparation of the cable ends

The outer cable sheath shall be removed over a length of l_2 from the cable sample end, as shown in Figure 2. Also the strength members, inner sheath and other cable elements should be stripped closely to the end of the outer cable sheath. The secondary fibre protection or fibre tubes shall be removed over a length of l_1 from the end of the fibres as shown in Figure 2. This preparation shall be done at both cable sample ends.

For cable types where the fibres are loosely embedded in the cable, the pulling out and pushing in of the fibres should be avoided during preparation and measurement.

Dimensions in millimetres

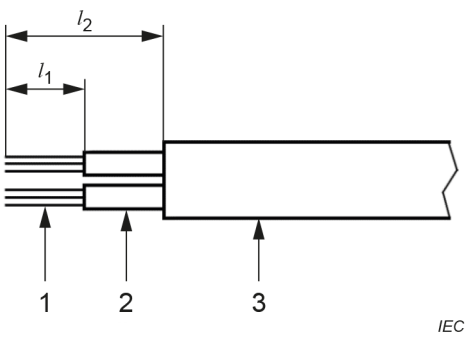

l_1	l_2
100	200

Key

1 fibre or bundle of fibres

2 secondary fibre protection or fibre tube

3 cable sheath

Figure 2 – Preparation of cable sample ends

Documents
Document Sharing Hub
Full document details: IEC 60794-1-217-2024

At ambient temperature, the complete cable sample, including both cable ends, shall be put in the temperature chamber.

4.4.3 Initial measurements

The initial fibre protrusion shall be measured from the edge of the secondary fibre protection or fibre tube ($L1$) and from the edge of the cable sheath ($L2$) of all cable elements at both ends, as shown in Figure 3.

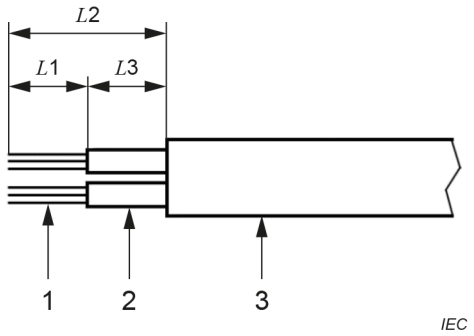

Key

1 fibre or bundle of fibres

2 secondary fibre protection or fibre tube

3 cable sheath

NOTE The protrusion of the secondary fibre protection or fibre tube is represented as length $L3$, that can be calculated as $L2$ minus $L1$.

Figure 3 – Fibre protrusion measurement

If multiple fibres are within a fibre tube, then one fibre shall be selected for the measurements (for example red coloured fibre).

4.4.4 Temperature cycling

The temperature in the temperature chamber shall be at ambient temperature. Throughout this procedure, the ambient temperature condition is the standard test condition as defined in IEC 60794-1-2. The temperature cycles shall be carried out as shown in Figure 4 and as follows:

– the temperature of the chamber shall be decreased to the low temperature T_{A2} at a rate of cooling not to exceed 60 °C/h;

– as soon as the temperature in the chamber has reached stable condition, the cable sample shall be exposed to the low temperature for the appropriate period t_1 (see next bullet point);

– a minimum soak time is given in Table 1; however, the soak time, t_1, shall be sufficient to bring the cable sample to equilibrium with the specified temperature;

– the temperature in the chamber is then increased to the high temperature T_{B2} at a rate of heating not to exceed 60 °C/h;

– as soon as the temperature in the chamber has reached stable condition, the cable sample shall be exposed to the high temperature for the appropriate period t_1;

– the temperature in the chamber shall be decreased to ambient temperature at a rate of cooling not to exceed 60 °C/h.

This procedure constitutes one cycle. If this is the intermediate step in a series of cycles, no soak is required, and no measurement shall be taken.

Documents
Document Sharing Hub
Full document details: IEC 60794-1-217-2024

A minimum of four cycles shall be carried out, unless otherwise specified in the relevant specification.

At the end of the cycling sequence, hold the cable sample at ambient temperature for the appropriate period t_1.

NOTE 1 The minimum number of four cycles is specifiedsince the shrinkage effects increases significantly with the first four cycles, as shown in the shrinkage study (see IEC TR 62959).

NOTE 2 Temperature cycling for cable shrinkage testing can be done together with IEC 60794-1-201, method F1, or with IEC 60794-1-212, method F12, if the specified test parameters are the same.

Table 1 – Minimum soak time t_1

Minimum soak times for a given sample mass (weight of cable sample)	
Sample mass kg	**Minimum soak time, t_1** h
Under 0,35	0,5
0,36 to 0,7	1
0,8 to 1,5	2
1,6 to 100	4
101 to 250	6
251 to 500	8
Over 501	12
If more than one sample is put into the chamber, the largest sample mass of all single samples should be compared with the values in the table for the determination of the minimum soak time NOTE It is the responsibility of the tester to assure that the soak time is long enough to bring the cable to equilibrium with the specified temperature.	

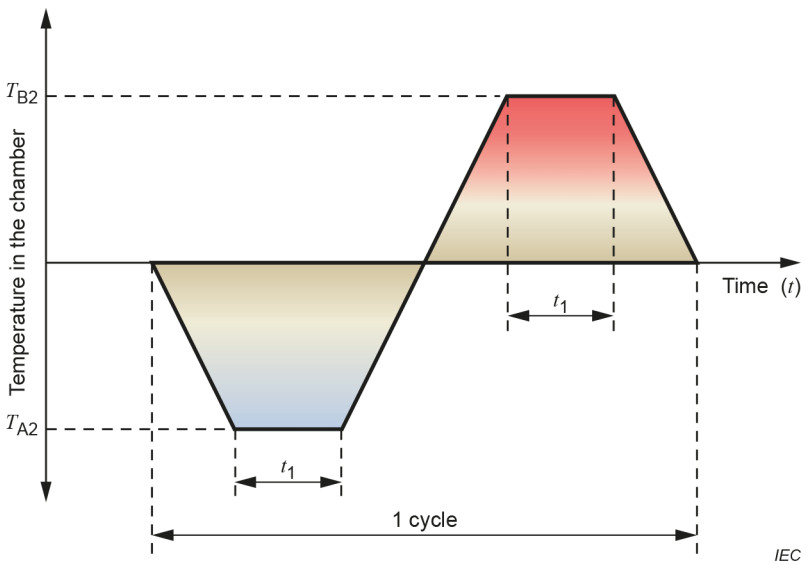

Key

t_1 soak time

T_{A2} low temperature

T_{B2} high temperature

t unit of time

Figure 4 – Cycle procedure

Documents
Document Sharing Hub
Full document details: IEC 60794-1-217-2024