IEC 60966-2-1

Edition 3.0 2008-10

INTERNATIONAL STANDARD

NORME INTERNATIONALE

colour inside

Radio frequency and coaxial cable assemblies – Part 2-1: Sectional specification for flexible coaxial cable assemblies

Cordons coaxiaux et cordons pour fréquences radioélectriques – Partie 2-1: Spécification intermédiaire relative aux cordons coaxiaux flexibles

IEC 60966-2-1:2008-10(EN-FR)

AVA Documents
Document Sharing Hub
Full document details: IEC 60966-2-1 2008

THIS PUBLICATION IS COPYRIGHT PROTECTED

Copyright © 2008 IEC, Geneva, Switzerland

All rights reserved. Unless otherwise specified, no part of this publication may be reproduced or utilized in any form or by any means, electronic or mechanical, including photocopying and microfilm, without permission in writing from either IEC or IEC's member National Committee in the country of the requester. If you have any questions about IEC copyright or have an enquiry about obtaining additional rights to this publication, please contact the address below or your local IEC member National Committee for further information.

Droits de reproduction réservés. Sauf indication contraire, aucune partie de cette publication ne peut être reproduite ni utilisée sous quelque forme que ce soit et par aucun procédé, électronique ou mécanique, y compris la photocopie et les microfilms, sans l'accord écrit de l'IEC ou du Comité national de l'IEC du pays du demandeur. Si vous avez des questions sur le copyright de l'IEC ou si vous désirez obtenir des droits supplémentaires sur cette publication, utilisez les coordonnées ci-après ou contactez le Comité national de l'IEC de votre pays de résidence.

IEC Central Office
3, rue de Varembé
CH-1211 Geneva 20
Switzerland

Tel.: +41 22 919 02 11
Fax: +41 22 919 03 00
info@iec.ch
www.iec.ch

About the IEC
The International Electrotechnical Commission (IEC) is the leading global organization that prepares and publishes International Standards for all electrical, electronic and related technologies.

About IEC publications
The technical content of IEC publications is kept under constant review by the IEC. Please make sure that you have the latest edition, a corrigenda or an amendment might have been published.

IEC Catalogue - webstore.iec.ch/catalogue
The stand-alone application for consulting the entire bibliographical information on IEC International Standards, Technical Specifications, Technical Reports and other documents. Available for PC, Mac OS, Android Tablets and iPad.

IEC publications search - www.iec.ch/searchpub
The advanced search enables to find IEC publications by a variety of criteria (reference number, text, technical committee,…). It also gives information on projects, replaced and withdrawn publications.

IEC Just Published - webstore.iec.ch/justpublished
Stay up to date on all new IEC publications. Just Published details all new publications released. Available online and also once a month by email.

Electropedia - www.electropedia.org
The world's leading online dictionary of electronic and electrical terms containing more than 30 000 terms and definitions in English and French, with equivalent terms in 14 additional languages. Also known as the International Electrotechnical Vocabulary (IEV) online.

IEC Glossary - std.iec.ch/glossary
More than 55 000 electrotechnical terminology entries in English and French extracted from the Terms and Definitions clause of IEC publications issued since 2002. Some entries have been collected from earlier publications of IEC TC 37, 77, 86 and CISPR.

IEC Customer Service Centre - webstore.iec.ch/csc
If you wish to give us your feedback on this publication or need further assistance, please contact the Customer Service Centre: csc@iec.ch.

A propos de l'IEC
La Commission Electrotechnique Internationale (IEC) est la première organisation mondiale qui élabore et publie des Normes internationales pour tout ce qui a trait à l'électricité, à l'électronique et aux technologies apparentées.

A propos des publications IEC
Le contenu technique des publications IEC est constamment revu. Veuillez vous assurer que vous possédez l'édition la plus récente, un corrigendum ou amendement peut avoir été publié.

Catalogue IEC - webstore.iec.ch/catalogue
Application autonome pour consulter tous les renseignements bibliographiques sur les Normes internationales, Spécifications techniques, Rapports techniques et autres documents de l'IEC. Disponible pour PC, Mac OS, tablettes Android et iPad.

Recherche de publications IEC - www.iec.ch/searchpub

La recherche avancée permet de trouver des publications IEC en utilisant différents critères (numéro de référence, texte, comité d'études,…). Elle donne aussi des informations sur les projets et les publications remplacées ou retirées.

IEC Just Published - webstore.iec.ch/justpublished

Restez informé sur les nouvelles publications IEC. Just Published détaille les nouvelles publications parues. Disponible en ligne et aussi une fois par mois par email.

Electropedia - www.electropedia.org

Le premier dictionnaire en ligne de termes électroniques et électriques. Il contient plus de 30 000 termes et définitions en anglais et en français, ainsi que les termes équivalents dans 14 langues additionnelles. Egalement appelé Vocabulaire Electrotechnique International (IEV) en ligne.

Glossaire IEC - std.iec.ch/glossary
Plus de 55 000 entrées terminologiques électrotechniques, en anglais et en français, extraites des articles Termes et Définitions des publications IEC parues depuis 2002. Plus certaines entrées antérieures extraites des publications des CE 37, 77, 86 et CISPR de l'IEC.

Service Clients - webstore.iec.ch/csc

Si vous désirez nous donner des commentaires sur cette publication ou si vous avez des questions contactez-nous: csc@iec.ch.

Documents
Document Sharing Hub

Full document details: IEC 60966-2-1 2008

IEC 60966-2-1

Edition 3.0 2008-10

INTERNATIONAL STANDARD

NORME INTERNATIONALE

colour inside

Radio frequency and coaxial cable assemblies – Part 2-1: Sectional specification for flexible coaxial cable assemblies

Cordons coaxiaux et cordons pour fréquences radioélectriques – Partie 2-1: Spécification intermédiaire relative aux cordons coaxiaux flexibles

INTERNATIONAL ELECTROTECHNICAL COMMISSION

COMMISSION ELECTROTECHNIQUE INTERNATIONALE

PRICE CODE
CODE PRIX

R

ICS 33.120.10

ISBN 978-2-8322-1358-2

Warning! Make sure that you obtained this publication from an authorized distributor.
Attention! Veuillez vous assurer que vous avez obtenu cette publication via un distributeur agréé.

AVA Documents
Document Sharing Hub

® Registered trademark of the International Electrotechnical Commission
Marque déposée de la Commission Electrotechnique Internationale

Full document details: IEC 60966-2-1 2008

CONTENTS

FOREWORD 3
1 Scope 5
2 Normative references 5
3 Terms and definitions 5
4 Design and manufacturing requirements 6
4.1 Cable design and construction 6
4.2 Connector design and construction 6
4.3 Outline and interface dimensions 6
5 Workmanship, marking and packaging 7
6 Quality assessment 8
7 Test methods – General 8
8 Electrical tests 8
9 Mechanical robustness tests 9
10 Environmental tests 9
11 Specialized test methods 11
12 Test schedules 11

Figure 1 – Length definition of cable assemblies 7
Figure 2 – Example of a cable assembly 7
Figure 3 – Preferred arrangement for the vibration test 9
Figure 4 – Example production flow chart for a flexible cable assembly 14

Table 1 – Grouping of tests for specification purposes 12
Table 2 – Test schedule 13
Table 3 – Assignment of CQCs 15

Documents
Document Sharing Hub

Full document details: IEC 60966-2-1 2008

INTERNATIONAL ELECTROTECHNICAL COMMISSION

RADIO FREQUENCY AND COAXIAL CABLE ASSEMBLIES –

Part 2-1: Sectional specification for flexible coaxial cable assemblies

FOREWORD

1) The International Electrotechnical Commission (IEC) is a worldwide organization for standardization comprising all national electrotechnical committees (IEC National Committees). The object of IEC is to promote international co-operation on all questions concerning standardization in the electrical and electronic fields. To this end and in addition to other activities, IEC publishes International Standards, Technical Specifications, Technical Reports, Publicly Available Specifications (PAS) and Guides (hereafter referred to as "IEC Publication(s)"). Their preparation is entrusted to technical committees; any IEC National Committee interested in the subject dealt with may participate in this preparatory work. International, governmental and non-governmental organizations liaising with the IEC also participate in this preparation. IEC collaborates closely with the International Organization for Standardization (ISO) in accordance with conditions determined by agreement between the two organizations.
2) The formal decisions or agreements of IEC on technical matters express, as nearly as possible, an international consensus of opinion on the relevant subjects since each technical committee has representation from all interested IEC National Committees.
3) IEC Publications have the form of recommendations for international use and are accepted by IEC National Committees in that sense. While all reasonable efforts are made to ensure that the technical content of IEC Publications is accurate, IEC cannot be held responsible for the way in which they are used or for any misinterpretation by any end user.
4) In order to promote international uniformity, IEC National Committees undertake to apply IEC Publications transparently to the maximum extent possible in their national and regional publications. Any divergence between any IEC Publication and the corresponding national or regional publication shall be clearly indicated in the latter.
5) IEC provides no marking procedure to indicate its approval and cannot be rendered responsible for any equipment declared to be in conformity with an IEC Publication.
6) All users should ensure that they have the latest edition of this publication.
7) No liability shall attach to IEC or its directors, employees, servants or agents including individual experts and members of its technical committees and IEC National Committees for any personal injury, property damage or other damage of any nature whatsoever, whether direct or indirect, or for costs (including legal fees) and expenses arising out of the publication, use of, or reliance upon, this IEC Publication or any other IEC Publications.
8) Attention is drawn to the Normative references cited in this publication. Use of the referenced publications is indispensable for the correct application of this publication.
9) Attention is drawn to the possibility that some of the elements of this IEC Publication may be the subject of patent rights. IEC shall not be held responsible for identifying any or all such patent rights.

International Standard IEC 60966-2-1 has been prepared by IEC technical committee 46: Cables, wires, waveguides, R.F. connectors, R.F. and microwave passive components and accessories.

This third edition cancels and replaces the second edition published in 2003. It constitutes a technical revision.The major change with respect to the second edition is a better definition of the tests to be performed.

This sectional specification is to be read in conjunction with the second edition of IEC 60966-1 (1999). It contains the same clauses as that of IEC 60966-1 and completes or amends them when required. When a clause of IEC 60966-1 does not appear in this standard, it applies as it is in IEC 60966-1. When this standard states "addition", "modification" or "replacement", the relevant text in Part 1 is to be adapted accordingly.

Documents
Document Sharing Hub

Full document details: IEC 60966-2-1 2008

This bilingual version (2014-01) corresponds to the monolingual English version, published in 2008-10.

The text of this standard is based on the following documents:

CDV	Report on voting
46/262/CDV	46/295/RVC

Full information on the voting for the approval of this standard can be found in the report on voting indicated in the above table.

The French version of this standard has not been voted upon.

A list of all parts of the IEC 60966 series, under the general title: *Radio frequency and coaxial cable assemblies*, can be found on the IEC website.

This publication has been drafted in accordance with the ISO/IEC Directives, Part 2.

The committee has decided that the contents of this publication will remain unchanged until the maintenance result date indicated on the IEC web site under "http://webstore.iec.ch" in the data related to the specific publication. At this date, the publication will be

- reconfirmed,
- withdrawn,
- replaced by a revised edition, or
- amended.

IMPORTANT – The 'colour inside' logo on the cover page of this publication indicates that it contains colours which are considered to be useful for the correct understanding of its contents. Users should therefore print this document using a colour printer.

Documents
Document Sharing Hub

Full document details: IEC 60966-2-1 2008

RADIO FREQUENCY AND COAXIAL CABLE ASSEMBLIES –

Part 2-1: Sectional specification for flexible coaxial cable assemblies

1 Scope

This part of IEC 60966 is a sectional specification that relates to flexible coaxial cable assemblies operating in the transverse electromagnetic mode (TEM). It establishes uniform requirements for testing the electrical, mechanical and climatic properties of flexible cable assemblies composed of flexible coaxial cables and coaxial connectors.

NOTE 1 For the purposes of this sectional specification, a cable assembly is always regarded as an integral unit. All specifications apply to the finished assembly and not to individual and non-assembled parts thereof.

NOTE 2 This sectional specification should be supplemented with detail specifications giving additional details as required by the particular application. This application will not necessarily require all tests.

2 Normative references

The following referenced documents are indispensable for the application of this document. For dated references, only the edition cited applies. For undated references, the latest edition of the referenced document (including any amendments) applies.

IEC 60068-2-6, *Environmental testing – Part 2-6: Tests − Test Fc: Vibration (sinusoidal)*

IEC 60096-2, *Radio-frequency cables – Part 2: Relevant cable specifications*

IEC 60410, *Sampling plans and procedures for inspection by attributes*

IEC 60966-1:1999, *Radio frequency and coaxial cable assemblies – Part 1: Generic specification – General requirements and test methods*

IEC 61169 (all parts), *Radio-frequency connectors*

IEC 61196 (all parts), *Coaxial communication cables*

IEC QC 001002 (all parts), *IEC Quality Assessment System for Electronic Components (IECQ) – Rules of procedure*

ISO 9000, *Quality management systems – Fundamentals and vocabulary*

3 Terms and definitions

For the purposes of this document, the terms and definitions given in IEC 60966-1 apply.

Documents
Document Sharing Hub

Full document details: IEC 60966-2-1 2008

4 Design and manufacturing requirements

Clause 4 of IEC 60966-1 is applicable except as follows:

Replacement:

4.1 Cable design and construction

Cables should conform to IEC 60096-2 or IEC 61196. Where cable designs deviating from these publications are required, they shall comply with the requirements of the detail specification.

If required, the manufacturer may use additional protective tubing or cable deviating from IEC 61196, in order to comply with the requirements of the detail specification.

The materials used in the cable shall be given as engineering information in the detail specification.

4.2 Connector design and construction

Connectors should conform to IEC 61169. Where connector designs deviating from IEC 61169 are required, the interface should conform to the relevant part of IEC 61169 where available and shall comply with the requirements of the detail specification.

The materials used in the connector shall be given as engineering information in the detail specification.

4.3 Outline and interface dimensions

The outline and interface dimensions shall be in accordance with the detail specification of the cable assembly.

The length, unless otherwise specified in the detail specification, is defined as between the reference planes of the connectors. In case of right angle connectors, the length applies to the axis of the connectors (see Figure 1).

If not indicated in the detail specification, the length tolerance shall be ±1 % for cables equal to, or longer than, 300 mm and ±3 mm for cables shorter than 300 mm.

Documents
Document Sharing Hub

Full document details: IEC 60966-2-1 2008

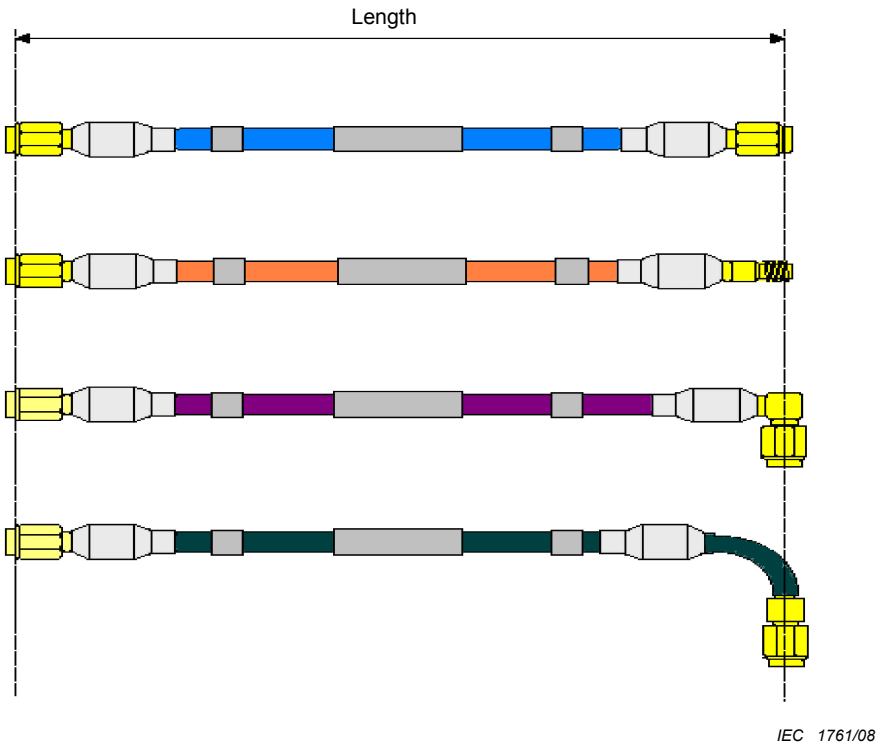

Figure 1 – Length definition of cable assemblies

5 Workmanship, marking and packaging

Clause 5 of IEC 60966-1 is applicable, except as follows.

5.2 Marking

Addition:

Cable assemblies made in accordance with this sectional specification comprise a section of cable and two connectors. When specified in the detail specification, the assembly may additionally include markers for identification of the assembly and interconnecting ends. End caps and other accessories may also be specified (see Figure 2).

NOTE Occasionally, the cable assembly will comprise only a cable and one connector.

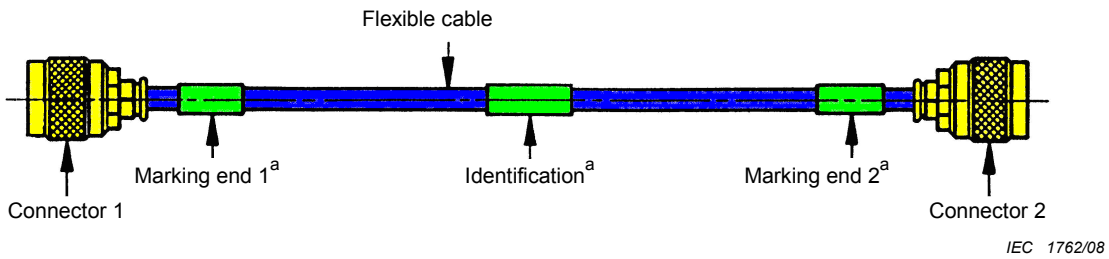

[a] When specified.

Figure 2 – Example of a cable assembly

Documents
Document Sharing Hub
Full document details: IEC 60966-2-1 2008

6 Quality assessment

Clause 6 of IEC 60966-1 applies.

7 Test methods – General

Clause 7 of IEC 60966-1 applies.

8 Electrical tests

Clause 8 of IEC 60966-1 is applicable except as follows:

8.1.4 Information to be given in the detail specification

Addition:

While the parameter return loss (A_r) is preferred, the reflection factor (r) or the VSWR (voltage standing wave ratio) may be specified

where

$$A_r = -20 \log_{10} |r|$$

and

$$\text{VSWR} = \frac{1+|r|}{1-|r|}$$

8.4 Insertion loss stability

Replacement:

8.4.1 Object

To determine the change of insertion loss when the cable assembly is subjected to bending and twisting (separately).

8.4.2 Procedures

8.4.2.1 Bending

The test is to be performed as in 8.6.2.1 of IEC 60966-1 by measurement of the insertion loss (not the phase).

8.4.2.2 Twisting

The test is to be performed as in 8.6.2.2 of IEC 60966-1 by measurement of the insertion loss (not the phase).

Documents
Document Sharing Hub
Full document details: IEC 60966-2-1 2008

8.4.4 Information to be given in the detail specification

Replacement:

The following information is to be given:

a) dynamic bending radius of the cable (radius of the mandrel);
b) whether method 1 or 2 is used for the bending test;
c) test frequencies;
d) maximum change of insertion loss.

9 Mechanical robustness tests

Clause 9 of IEC 60966-1 applies.

10 Environmental tests

Clause 10 of IEC 60966-1 is applicable except as follows:

10.2 Vibration, bumps and shock

Replacement :

10.2.1 Vibration

10.2.1.1 Procedure

The tests shall be carried out in accordance with test Fc of IEC 60068-2-6.

The vibration severity shall be chosen from D.2.1 of IEC 60966-1, unless otherwise indicated in the detail specification.

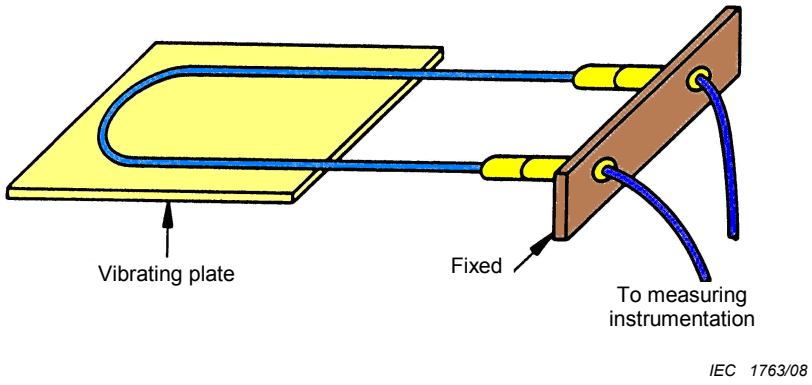

Figure 3 – Preferred arrangement for the vibration test

Documents
Document Sharing Hub
Full document details: IEC 60966-2-1 2008

The preferred arrangement for the vibration test is described in Figure 3. The cable portion of the cable assembly shall be vibrated in each of three perpendicular directions, one of which shall be parallel to the common axis of the connectors. The continuity of the inner and outer conductors shall be monitored during the test.

10.2.1.2 Requirements

There shall be no evidence of cracking, breaking or loosening of parts of a component and there shall be no current discontinuity in excess of 1 µs.

After the test, the insertion loss and return loss shall not exceed the specified limits.

10.2.1.3 Information to be given in the detail specification

The following information is to be given:

a) mounting and fixing details of the cable assembly;

NOTE The length of the cable in relation to its diameter, between the mounting plate and the fixed plate is an important variable. The fixed plate should be rigid.

b) profile and severity parameters for vibration. These should include duration, frequency and acceleration or displacement.

10.2.2 Bumps

This test shall be specified, if necessary, in the detail specification. For the recommended severities, see D.2.2 of IEC 60966-1.

10.2.3 Shock

This test shall be specified, if necessary, in the detail specification. For the recommended severities, see D.2.3 of IEC 60966-1.

10.3.1 Procedure

Addition:

The test severities indicated in D.2.4 of IEC 60966-1 are preferred.

10.4.1 Procedure

Addition:

See D.2.5 of IEC 60966-1 for test severities.

10.5.1 Procedure

Addition:

See D.2.6 of IEC 60966-1 for test severities.

Documents
Document Sharing Hub

Full document details: IEC 60966-2-1 2008

11 Specialized test methods

Clause 11 of IEC 60966-1 applies.

12 Test schedules

Clause 12 of IEC 60966-1 is applicable except as follows.

Replacement:

12.1 General

In addition to the electrical, mechanical and environmental test requirements, the detail specification shall indicate the tests to be performed with the corresponding inspection levels, acceptance quality levels and periodicities. Whenever possible, in the place of individual tests, complete test groups from Table 1 shall be specified, for example, Eb, Ep, Vt.

Documents
Document Sharing Hub

Full document details: IEC 60966-2-1 2008