IEC 61338-4

Edition 1.0 2005-03

INTERNATIONAL STANDARD

NORME INTERNATIONALE

Waveguide type dielectric resonators – Part 4: Sectional specification

Résonateurs diélectriques à modes guidés – Partie 4: Spécification intermédiaire

IEC 61338-4:2005-03(en-fr)

Documents
Document Sharing Hub
Full document details: IEC 61338-4 2005

THIS PUBLICATION IS COPYRIGHT PROTECTED

Copyright © 2005 IEC, Geneva, Switzerland

All rights reserved. Unless otherwise specified, no part of this publication may be reproduced or utilized in any form or by any means, electronic or mechanical, including photocopying and microfilm, without permission in writing from either IEC or IEC's member National Committee in the country of the requester. If you have any questions about IEC copyright or have an enquiry about obtaining additional rights to this publication, please contact the address below or your local IEC member National Committee for further information.

Droits de reproduction réservés. Sauf indication contraire, aucune partie de cette publication ne peut être reproduite ni utilisée sous quelque forme que ce soit et par aucun procédé, électronique ou mécanique, y compris la photocopie et les microfilms, sans l'accord écrit de l'IEC ou du Comité national de l'IEC du pays du demandeur. Si vous avez des questions sur le copyright de l'IEC ou si vous désirez obtenir des droits supplémentaires sur cette publication, utilisez les coordonnées ci-après ou contactez le Comité national de l'IEC de votre pays de résidence.

IEC Central Office
3, rue de Varembé
CH-1211 Geneva 20
Switzerland

Tel.: +41 22 919 02 11
Fax: +41 22 919 03 00
info@iec.ch
www.iec.ch

About the IEC
The International Electrotechnical Commission (IEC) is the leading global organization that prepares and publishes International Standards for all electrical, electronic and related technologies.

About IEC publications
The technical content of IEC publications is kept under constant review by the IEC. Please make sure that you have the latest edition, a corrigenda or an amendment might have been published.

IEC Catalogue - webstore.iec.ch/catalogue
The stand-alone application for consulting the entire bibliographical information on IEC International Standards, Technical Specifications, Technical Reports and other documents. Available for PC, Mac OS, Android Tablets and iPad.

IEC publications search - www.iec.ch/searchpub
The advanced search enables to find IEC publications by a variety of criteria (reference number, text, technical committee,…). It also gives information on projects, replaced and withdrawn publications.

IEC Just Published - webstore.iec.ch/justpublished
Stay up to date on all new IEC publications. Just Published details all new publications released. Available online and also once a month by email.

Electropedia - www.electropedia.org
The world's leading online dictionary of electronic and electrical terms containing more than 30 000 terms and definitions in English and French, with equivalent terms in 14 additional languages. Also known as the International Electrotechnical Vocabulary (IEV) online.

IEC Glossary - std.iec.ch/glossary
More than 55 000 electrotechnical terminology entries in English and French extracted from the Terms and Definitions clause of IEC publications issued since 2002. Some entries have been collected from earlier publications of IEC TC 37, 77, 86 and CISPR.

IEC Customer Service Centre - webstore.iec.ch/csc
If you wish to give us your feedback on this publication or need further assistance, please contact the Customer Service Centre: csc@iec.ch.

A propos de l'IEC
La Commission Electrotechnique Internationale (IEC) est la première organisation mondiale qui élabore et publie des Normes internationales pour tout ce qui a trait à l'électricité, à l'électronique et aux technologies apparentées.

A propos des publications IEC
Le contenu technique des publications IEC est constamment revu. Veuillez vous assurer que vous possédez l'édition la plus récente, un corrigendum ou amendement peut avoir été publié.

Catalogue IEC - webstore.iec.ch/catalogue
Application autonome pour consulter tous les renseignements bibliographiques sur les Normes internationales, Spécifications techniques, Rapports techniques et autres documents de l'IEC. Disponible pour PC, Mac OS, tablettes Android et iPad.

Recherche de publications IEC - www.iec.ch/searchpub

La recherche avancée permet de trouver des publications IEC en utilisant différents critères (numéro de référence, texte, comité d'études,…). Elle donne aussi des informations sur les projets et les publications remplacées ou retirées.

IEC Just Published - webstore.iec.ch/justpublished

Restez informé sur les nouvelles publications IEC. Just Published détaille les nouvelles publications parues. Disponible en ligne et aussi une fois par mois par email.

Electropedia - www.electropedia.org

Le premier dictionnaire en ligne de termes électroniques et électriques. Il contient plus de 30 000 termes et définitions en anglais et en français, ainsi que les termes équivalents dans 14 langues additionnelles. Egalement appelé Vocabulaire Electrotechnique International (IEV) en ligne.

Glossaire IEC - std.iec.ch/glossary
Plus de 55 000 entrées terminologiques électrotechniques, en anglais et en français, extraites des articles Termes et Définitions des publications IEC parues depuis 2002. Plus certaines entrées antérieures extraites des publications des CE 37, 77, 86 et CISPR de l'IEC.

Service Clients - webstore.iec.ch/csc

Si vous désirez nous donner des commentaires sur cette publication ou si vous avez des questions contactez-nous: csc@iec.ch.

Documents
Document Sharing Hub

Full document details: IEC 61338-4 2005

IEC 61338-4

Edition 1.0 2005-03

INTERNATIONAL STANDARD

NORME INTERNATIONALE

Waveguide type dielectric resonators – Part 4: Sectional specification

Résonateurs diélectriques à modes guidés – Partie 4: Spécification intermédiaire

INTERNATIONAL
ELECTROTECHNICAL
COMMISSION

COMMISSION
ELECTROTECHNIQUE
INTERNATIONALE

PRICE CODE
CODE PRIX **R**

ICS 31.140

ISBN 978-2-8322-1339-1

Warning! Make sure that you obtained this publication from an authorized distributor.
Attention! Veuillez vous assurer que vous avez obtenu cette publication via un distributeur agréé.

AVA Documents
Document Sharing Hub

® Registered trademark of the International Electrotechnical Commission
Marque déposée de la Commission Electrotechnique Internationale

Full document details: IEC 61338-4 2005

CONTENTS

FOREWORD 3

1 General 5
1.1 Scope 5
1.2 Normative references 5
2 Preferred ratings and guidance on detail specifications 5
2.1 Preferred ratings and characteristics 5
2.2 Information to be prescribed in detail specifications 5
3 Capability approval 6
3.1 Eligibility for capability approval 6
3.2 Structural similarity 6
3.3 Procedures for capability approval 6
3.4 Description of capability 7
3.5 Capability Qualifying Components (CQCs) 7
3.6 Inspection requirements for CQCs 8
3.7 Programme for capability approval 8
3.8 Capability approval report 9
3.9 Abstract of description of capability 9
3.10 Modifications likely to affect the capability approval 9
3.11 Initial capability approval 9
3.12 Maintenance of capability approval 13
3.13 Rework and repair work 14
3.14 Quality conformance inspection 14
3.15 Screening procedures 15
4 Test and measurement procedures 15

Annex A (normative) Example layout of an abstract of description of capability 16
Annex B (normative) Layout of the front page of a CQC specification for process control 17
Annex C (normative) Layout of the front page of a CQC specification to demonstrate boundary or limit 18

Figure 1 – Selection of CQCs 10
Figure 2 – Test plan for sintering process CQCs 11
Figure 3 – Test plan for deposition of electrode material CQCs 11
Figure 4 – Test plan for resonator performance CQCs 12
Figure 5 – Test plan for climatic performance CQCs 12
Figure 6 – Test plan for humidity CQCs 12
Figure 7 – Test plan for ageing CQCs 13
Figure 8 – Test plan for mechanical endurance CQCs 13
Figure 9 – Test plan for resistance to soldering heat CQCs 13

Table 1 – Periodic tests for maintenance of capability approval 14

Documents
Document Sharing Hub

Full document details: IEC 61338-4 2005

INTERNATIONAL ELECTROTECHNICAL COMMISSION

WAVEGUIDE TYPE DIELECTRIC RESONATORS –

Part 4: Sectional specification

FOREWORD

1) The International Electrotechnical Commission (IEC) is a worldwide organization for standardization comprising all national electrotechnical committees (IEC National Committees). The object of IEC is to promote international co-operation on all questions concerning standardization in the electrical and electronic fields. To this end and in addition to other activities, IEC publishes International Standards, Technical Specifications, Technical Reports, Publicly Available Specifications (PAS) and Guides (hereafter referred to as "IEC Publication(s)"). Their preparation is entrusted to technical committees; any IEC National Committee interested in the subject dealt with may participate in this preparatory work. International, governmental and non-governmental organizations liaising with the IEC also participate in this preparation. IEC collaborates closely with the International Organization for Standardization (ISO) in accordance with conditions determined by agreement between the two organizations.
2) The formal decisions or agreements of IEC on technical matters express, as nearly as possible, an international consensus of opinion on the relevant subjects since each technical committee has representation from all interested IEC National Committees.
3) IEC Publications have the form of recommendations for international use and are accepted by IEC National Committees in that sense. While all reasonable efforts are made to ensure that the technical content of IEC Publications is accurate, IEC cannot be held responsible for the way in which they are used or for any misinterpretation by any end user.
4) In order to promote international uniformity, IEC National Committees undertake to apply IEC Publications transparently to the maximum extent possible in their national and regional publications. Any divergence between any IEC Publication and the corresponding national or regional publication shall be clearly indicated in the latter.
5) IEC provides no marking procedure to indicate its approval and cannot be rendered responsible for any equipment declared to be in conformity with an IEC Publication.
6) All users should ensure that they have the latest edition of this publication.
7) No liability shall attach to IEC or its directors, employees, servants or agents including individual experts and members of its technical committees and IEC National Committees for any personal injury, property damage or other damage of any nature whatsoever, whether direct or indirect, or for costs (including legal fees) and expenses arising out of the publication, use of, or reliance upon, this IEC Publication or any other IEC Publications.
8) Attention is drawn to the Normative references cited in this publication. Use of the referenced publications is indispensable for the correct application of this publication.
9) Attention is drawn to the possibility that some of the elements of this IEC Publication may be the subject of patent rights. IEC shall not be held responsible for identifying any or all such patent rights.

International Standard IEC 61338-4 has been prepared by IEC technical committee 49: Piezoelectric and dielectric devices for frequency control and selection.

This bilingual version (2014-02) corresponds to the monolingual English version, published in 2005-03.

The text of this standard is based on the following documents:

FDIS	Report on voting
49/702/FDIS	49/716/RVD

Full information on the voting for the approval of this standard can be found in the report on voting indicated in the above table.

Documents
Document Sharing Hub

Full document details: IEC 61338-4 2005

The French version of this standard has not been voted upon.

This publication has been drafted in accordance with the ISO/IEC Directives, Part 2.

IEC 61338 consists of the following parts, under the general title: *Waveguide type dielectric resonators:*

Part 1: Generic specification

Part 1-3: General information and test conditions – Measurement method of complex relative permittivity for dielectric resonator materials at microwave frequency

Part 2: Guidelines for oscillator and filter applications

Part 4: Sectional specification (this publication)

Part 4-1: Blank detail specification

The committee has decided that the contents of this publication will remain unchanged until the maintenance result date indicated on the IEC web site under "http://webstore.iec.ch" in the data related to the specific publication. At this date, the publication will be

- reconfirmed,
- withdrawn,
- replaced by a revised edition, or
- amended.

Documents
Document Sharing Hub

Full document details: IEC 61338-4 2005

WAVEGUIDE TYPE DIELECTRIC RESONATORS –

Part 4: Sectional specification

1 General

1.1 Scope

This sectional specification applies to waveguide type dielectric resonators as custom built products or as standard catalogue items whose quality is assessed on the basis of capability approval.

It prescribes the preferred ratings and characteristics with the appropriate tests and measuring methods contained in IEC 61338-1, and gives the general performance requirements to be used in detail specifications for waveguide type dielectric resonators.

The concept of preferred values is in general directly applicable to standard catalogue items but does not necessarily apply to custom built products.

1.2 Normative references

The following referenced documents are indispensable for the application of this document. For dated references, only the edition cited applies. For undated references, the latest edition of the referenced document (including any amendments) applies.

IEC 61338-1, *Waveguide type dielectric resonators – Part 1: Generic specification*

QC 001002-3, *IEC Quality Assessment System for Electronic Components (IECQ) – Rules of Procedure – Part 3: Approval procedures*

QC 001005, *Register of Firms, Products and Services approved under the IECQ System, including ISO 9000*

2 Preferred ratings and guidance on detail specifications

2.1 Preferred ratings and characteristics

The values given in detail specifications shall preferably be selected from those stated in 2.3 of IEC 61338-1.

2.2 Information to be prescribed in detail specifications
(for both custom built and standard catalogue items)

Guidance on the preparation of detail specifications is given in the blank detail specification.

Each detail specification shall state all the tests and measurements required for inspection. For standard catalogue items this shall, as a minimum, include the relevant tests given in the blank detail specification, with methods and severities.

The following information shall be given in each detail specification.

Documents
Document Sharing Hub

Full document details: IEC 61338-4 2005

2.2.1 Outline drawing and dimensions

The detail specification shall include a dimensional drawing of the waveguide type dielectric resonator and/or reference to an appropriate international standard, to permit easy recognition and to provide information for dimensioning and gauging procedures.

The dimensions shall include the overall dimensions of the body of the component and the size and spacing of the terminations. All dimensions shall be stated in millimetres.

2.2.2 Marking

The detail specification shall prescribe the content of the marking on the waveguide type dielectric resonator primary package in accordance with 2.4 of IEC 61338-1.

2.2.3 Ordering information

The detail specification shall prescribe that the following information is required when ordering a waveguide type dielectric resonator.

a) Quantity

b) Detail specification number, issue number and date

and where applicable

c) Nominal frequency in MHz or GHz

d) Full description of any additional requirements to identify the waveguide type dielectric resonator.

2.2.4 Additional information (not for inspection purposes)

The detail specification may include information which is not normally required to be verified by the inspection procedure, such as circuit diagrams, curves, drawings and notes needed for clarification.

3 Capability approval

3.1 Eligibility for capability approval

Prior to making an application for capability approval a manufacturer shall first obtain manufacturer's inspection approval in accordance with QC 001002-3.

The primary stage of manufacture shall be as defined in 3.2 of IEC 61338-1.

3.2 Structural similarity

Structural similarity is not applicable to capability approval. However, it is applicable to released lots as defined in 3.14.1 of this specification.

3.3 Procedures for capability approval

3.3.1 General

Capability approval in waveguide type dielectric resonator technology covers:

– the complete design, material preparation and manufacturing techniques, including control procedures and tests;

– the performance limits claimed for the processes and products, that is those specified for the Capability Qualifying Components (CQCs);

– the range of mechanical structures for which approval is granted.

Documents
Document Sharing Hub

Full document details: IEC 61338-4 2005

3.3.2 Application for capability approval

In order to obtain capability approval the manufacturer shall apply the rules of procedure given clause 4 of QC 001002-3.

In an application for capability approval the manufacturer shall define the boundaries of the capability for which approval is sought in accordance with 3.5.

3.3.3 Granting of capability approval

Capability approval shall be granted when the manufacturer has:

– prepared a capability manual describing the capability for which he wishes to be approved, to the satisfaction of the NSI;
– agreed with the NSI the range of CQCs, as defined in clause 4 of QC 001002-3, to be used for the assessment of capability;
– successfully demonstrated that he can design and manufacture components which satisfy the requirements of this sectional specification, within the limits of his capability;
– prepared a capability approval test report to the satisfaction of the NSI.

3.4 Description of capability

The manufacturer shall prepare a manual describing his capability (see clause 4 of QC 001002-3), in relation to the technologies involved.

The manual shall be approved by the NSI who shall ensure that it is a true and a complete record of procedures carried out by the manufacturer during the design, production, testing, inspection and release of his products. The manual is a document that shall be treated as 'commercial in confidence'.

The manual shall include the following as a minimum:

– a general introduction and description of the technologies involved;
– aspects of customer liaison including provision of design rules (if appropriate) and assistance to customers in the formulation of their requirements;
– a detailed description of the design rules to be used;
– the procedure for checking that the design rules are complied with for waveguide type dielectric resonators manufactured to a detail specification;
– a list of all materials used, with references to the corresponding purchasing specifications and goods inward inspection;
– a flow chart for the total process showing quality control points and permitted rework loops and containing references to all process and quality control procedures;
– a declaration of processes for which approval has been sought in accordance with 3.5.1;
– a declaration of boundaries for which approval has been sought in accordance with 3.5.2;
– a list of CQCs used to assess the capability, with a general description of each, supported by a detailed table showing where the declared boundaries of capability are demonstrated by a particular CQC design;
– a detail specification for each CQC. These shall be produced to the satisfaction of the NSI (see Annexes B and C).

3.5 Capability Qualifying Components (CQCs)

The manufacturer shall agree with the NSI the range of capability qualifying components, selected in accordance with the general plan (see 3.11.2) specified in the capability manual.

Documents
Document Sharing Hub

Full document details: IEC 61338-4 2005

The CQCs shall comply with the following requirements:

a) the range of CQCs used shall cover all the processes, component types and limits of the declared capability;

b) the CQCs shall be one of the following:
   - waveguide type dielectric resonators in production;
   - test pieces designed for assessment of a process or range of processes;
   - a combination of both of these.

When CQCs are designed and produced solely for capability approval, the manufacturer shall satisfy the NSI that the same design rules, materials and manufacturing processes will be applied to released products.

The CQC specifications may refer to internal control documentation which specifies production testing and recording in order to demonstrate control and maintenance of processes and boundaries including the use of SPC procedures where appropriate.

3.5.1 Process

The CQC specifications shall include the following processes to be assessed. This list is not exclusive:

– sintering	see 3.11.3.1
– deposition of electrodes (when applicable)	see 3.11.3.2

3.5.2 Boundaries

CQCs shall demonstrate a set of boundaries which shall include the following:

– Temperature range	see 3.11.4.2
– Ageing limits (when claimed)	see 3.11.4.4
– Climatic category	see 3.11.4.2
– Mechanical test severities	see 3.11.4.5

This list is not exclusive. Where additional boundaries are claimed these shall be covered by one or more CQCs.

3.6 Inspection requirements for CQCs

The inspection requirements shall be contained in the CQC detail specifications together with environmental tests, measurements, severities and end point limits, where appropriate (see 3.11). Where possible the tests applied to CQCs shall be selected from Clause 4 of IEC 61338-1.

For capability approval and the subsequent maintenance of that approval, the inspection requirements shall ensure that processes and design features meet the declared capability.

3.7 Programme for capability approval

The manufacturer shall prepare a programme for the assessment of the declared capability to the satisfaction of the NSI. This programme shall be designed so that each declared boundary condition is verified by the appropriate CQC.

The programme shall contain the following:

– a bar chart or other means of showing the proposed timetable for the approval exercise;

AVA Documents
Document Sharing Hub

Full document details: IEC 61338-4 2005

– details of all the CQCs to be used with references to their detail specifications;
– a chart showing the features to be demonstrated by each CQC.

3.8 Capability approval report

The report shall contain the following information;

– the issue number and date of the capability approval manual;
– a programme for capability approval in accordance with 3.7;
– the test results obtained during the performance of the programme;
– the test methods used.

The report shall be signed by the Chief Inspector as a true statement of the results obtained and submitted to the NSI for approval.

3.9 Abstract of description of capability

The abstract, is intended for formal publication in QC 001005 when capability approval is granted by the National Certified Body (NCO) on the recommendation of the NSI.

It shall include a concise description of the manufacturer's capability and give sufficient information on the technologies, methods of construction, packaging and range of products for which the manufacture has been approved. The layout shall conform to Annex A of this specification indicating the boundary conditions for which approval has been granted.

3.10 Modifications likely to affect the capability approval

Any modification likely to affect the capability approval shall satisfy the requirements of Clause 4 of QC 001002-3.

3.11 Initial capability approval

The test plans given below are to be applied to appropriately selected groups of CQCs.

The test plans are in categories as follows:

a) Process CQCs
b) Boundary CQCs

The tests referred to in each test plan are defined in Table 1. These tests have been grouped to prove particular design areas covering materials, processes, resonator performance and durability.

The tests in each group shall be carried out in the given order.

The approval is granted when the selected range of CQCs has collectively satisfied the assessment requirements of the CQC detail specifications with no non-conformances allowed.

A CQC is counted as a non-conforming CQC if it has not satisfied the whole or part of the tests of a group.

3.11.1 Procedure in the event of CQC failures

In the event of the failure of specimens to meet the test requirements, the manufacturer shall apply the procedures given in Clause 4 of QC 001002-3.

AVA Documents
Document Sharing Hub

Full document details: IEC 61338-4 2005

3.11.2 General plan for the selection of CQCs

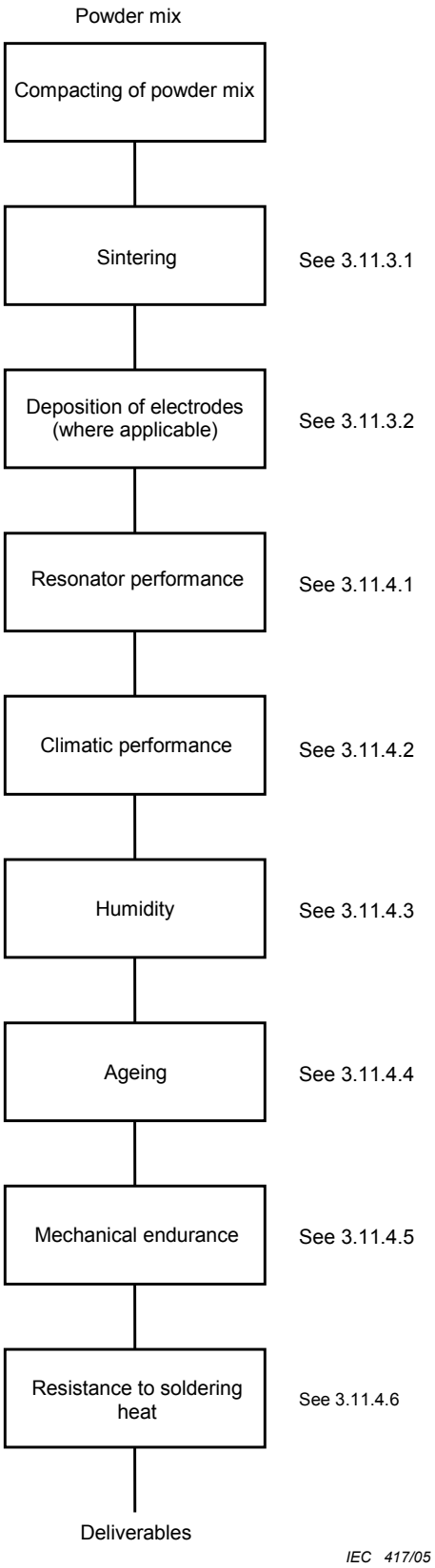

NOTE Some operations may be performed in a different order from that shown.

Figure 1 – Selection of CQCs

Documents
Document Sharing Hub
Full document details: IEC 61338-4 2005

3.11.3 Process CQC test plans

Representative types shall be selected for each material type and each type of resonator. Eight specimens for each shall be prepared and subjected to the following test groups.

3.11.3.1 Sintering

The purpose of this test is to demonstrate by inspection the quality of the compacting and sintering process that the fired part dimensions and temperature coefficient are within the design limits.

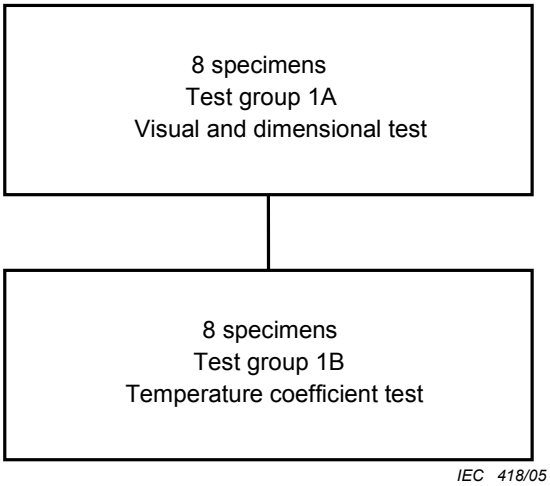

Figure 2 – Test plan for sintering process CQCs

3.11.3.2 Deposition of electrode material

The purpose of this test is to demonstrate the quality of the deposition of the electrode process by inspection of the metallization, its thickness and adhesion

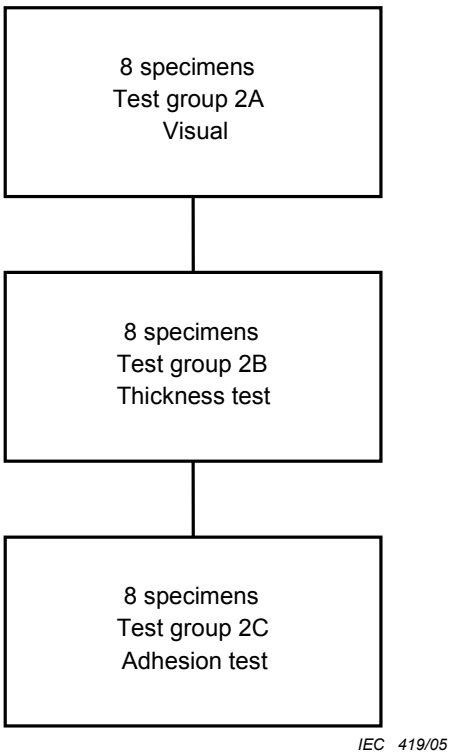

Figure 3 – Test plan for deposition of electrode material CQCs

Documents
Document Sharing Hub
Full document details: IEC 61338-4 2005