IEC 62077

Edition 2.0 2010-02

INTERNATIONAL STANDARD

NORME INTERNATIONALE

withdrawn

Fibre optic interconnecting devices and passive components – Fibre optic circulators – Generic specification

Dispositifs d'interconnexion et composants passifs à fibres optiques – Circulateurs à fibres optiques – Spécification générique

IEC 62077:2010

Documents
Document Sharing Hub

Full document details: IEC 62077 2010

THIS PUBLICATION IS COPYRIGHT PROTECTED
Copyright © 2010 IEC, Geneva, Switzerland

All rights reserved. Unless otherwise specified, no part of this publication may be reproduced or utilized in any form or by any means, electronic or mechanical, including photocopying and microfilm, without permission in writing from either IEC or IEC's member National Committee in the country of the requester.
If you have any questions about IEC copyright or have an enquiry about obtaining additional rights to this publication, please contact the address below or your local IEC member National Committee for further information.

Droits de reproduction réservés. Sauf indication contraire, aucune partie de cette publication ne peut être reproduite ni utilisée sous quelque forme que ce soit et par aucun procédé, électronique ou mécanique, y compris la photocopie et les microfilms, sans l'accord écrit de la CEI ou du Comité national de la CEI du pays du demandeur.
Si vous avez des questions sur le copyright de la CEI ou si vous désirez obtenir des droits supplémentaires sur cette publication, utilisez les coordonnées ci-après ou contactez le Comité national de la CEI de votre pays de résidence.

IEC Central Office
3, rue de Varembé
CH-1211 Geneva 20
Switzerland
Email: inmail@iec.ch
Web: www.iec.ch

Withdrawn

About the IEC

The International Electrotechnical Commission (IEC) is the leading global organization that prepares and publishes International Standards for all electrical, electronic and related technologies.

About IEC publications

The technical content of IEC publications is kept under constant review by the IEC. Please make sure that you have the latest edition, a corrigenda or an amendment might have been published.

- Catalogue of IEC publications: www.iec.ch/searchpub
The IEC on-line Catalogue enables you to search by a variety of criteria (reference number, text, technical committee,…). It also gives information on projects, withdrawn and replaced publications.
- IEC Just Published: www.iec.ch/online_news/justpub
Stay up to date on all new IEC publications. Just Published details twice a month all new publications released. Available on-line and also by email.
- Electropedia: www.electropedia.org
The world's leading online dictionary of electronic and electrical terms containing more than 20 000 terms and definitions in English and French, with equivalent terms in additional languages. Also known as the International Electrotechnical Vocabulary online.
- Customer Service Centre: www.iec.ch/webstore/custserv
If you wish to give us your feedback on this publication or need further assistance, please visit the Customer Service Centre FAQ or contact us:
Email: csc@iec.ch
Tel.: +41 22 919 02 11
Fax: +41 22 919 03 00

A propos de la CEI

La Commission Electrotechnique Internationale (CEI) est la première organisation mondiale qui élabore et publie des normes internationales pour tout ce qui a trait à l'électricité, à l'électronique et aux technologies apparentées.

A propos des publications CEI

Le contenu technique des publications de la CEI est constamment revu. Veuillez vous assurer que vous possédez l'édition la plus récente, un corrigendum ou amendement peut avoir été publié.

- Catalogue des publications de la CEI: www.iec.ch/searchpub/cur_fut-f.htm
Le Catalogue en-ligne de la CEI vous permet d'effectuer des recherches en utilisant différents critères (numéro de référence, texte, comité d'études,…). Il donne aussi des informations sur les projets et les publications retirées ou remplacées.
- Just Published CEI: www.iec.ch/online_news/justpub
Restez informé sur les nouvelles publications de la CEI. Just Published détaille deux fois par mois les nouvelles publications parues. Disponible en-ligne et aussi par email.
- Electropedia: www.electropedia.org
Le premier dictionnaire en ligne au monde de termes électroniques et électriques. Il contient plus de 20 000 termes et définitions en anglais et en français, ainsi que les termes équivalents dans les langues additionnelles. Egalement appelé Vocabulaire Electrotechnique International en ligne.
- Service Clients: www.iec.ch/webstore/custserv/custserv_entry-f.htm
Si vous désirez nous donner des commentaires sur cette publication ou si vous avez des questions, visitez le FAQ du Service clients ou contactez-nous:
Email: csc@iec.ch
Tél.: +41 22 919 02 11
Fax: +41 22 919 03 00

Documents
Document Sharing Hub

Full document details: IEC 62077 2010

IEC 62077

Edition 2.0 2010-02

INTERNATIONAL STANDARD

NORME INTERNATIONALE

withdrawn

Fibre optic interconnecting devices and passive components – Fibre optic circulators – Generic specification

Dispositifs d'interconnexion et composants passifs à fibres optiques – Circulateurs à fibres optiques – Spécification générique

INTERNATIONAL
ELECTROTECHNICAL
COMMISSION

COMMISSION
ELECTROTECHNIQUE
INTERNATIONALE

PRICE CODE
CODE PRIX

T

ICS 33.180.20

ISBN 978-2-88912-278-3

® Registered trademark of the International Electrotechnical Commission
Marque déposée de la Commission Electrotechnique Internationale

Documents
Document Sharing Hub

Full document details: IEC 62077 2010

CONTENTS

FOREWORD 4
1 Scope 6
2 Normative references 6
3 Terms and definitions 7
3.1 Basic terms 7
3.2 Component terms 8
3.3 Performance parameters 8
4 Requirements 10
4.1 Classification 10
4.1.1 General 10
4.1.2 Type 11
4.1.3 Style 11
4.1.4 Variant 12
4.1.5 Assessment level 12
4.1.6 Normative reference extensions 12
4.2 Documentation 13
4.2.1 Symbols 13
4.2.2 Specification system 13
4.2.3 Drawings 14
4.2.4 Test and measurements 15
4.2.5 Test reports 15
4.2.6 Instructions for use 15
4.3 Standardization system 16
4.3.1 Interface standards 16
4.3.2 Performance standards 16
4.3.3 Reliability standards 16
4.3.4 Interlinking 17
4.4 Design and construction 18
4.4.1 Materials 18
4.4.2 Workmanship 18
4.5 Quality 19
4.6 Performance 19
4.7 Identification and marking 19
4.7.1 General 19
4.7.2 Variant identification number 19
4.7.3 Component marking 19
4.7.4 Package marking 20
4.8 Packaging 20
4.9 Storage conditions 20
4.10 Safety 20
Annex A (informative) Example of technology of bulk circulator based on magneto-optic effect 21
Annex B (informative) Example of application of the circulator 22
Bibliography 23

Figure 1 – Standard system 18

Withdrawn

AVA Documents
Document Sharing Hub

Full document details: IEC 62077 2010

Figure A.1 – An example of a circulator 21
Figure B.1 – An example of application of the circulator..... 22

Table 1 – Example of a typical circulator set classification 10
Table 2 – The IEC specification structure..... 13
Table 3 – Interlink matrix for standards 18

withdrawn

Documents
Document Sharing Hub

Full document details: IEC 62077 2010

INTERNATIONAL ELECTROTECHNICAL COMMISSION

FIBRE OPTIC INTERCONNECTING DEVICES AND PASSIVE COMPONENTS – FIBRE OPTIC CIRCULATORS – GENERIC SPECIFICATION

FOREWORD

1) The International Electrotechnical Commission (IEC) is a worldwide organization for standardization comprising all national electrotechnical committees (IEC National Committees). The object of IEC is to promote international co-operation on all questions concerning standardization in the electrical and electronic fields. To this end and in addition to other activities, IEC publishes International Standards, Technical Specifications, Technical Reports, Publicly Available Specifications (PAS) and Guides (hereafter referred to as "IEC Publication(s)"). Their preparation is entrusted to technical committees; any IEC National Committee interested in the subject dealt with may participate in this preparatory work. International, governmental and non-governmental organizations liaising with the IEC also participate in this preparation. IEC collaborates closely with the International Organization for Standardization (ISO) in accordance with conditions determined by agreement between the two organizations.

2) The formal decisions or agreements of IEC on technical matters express, as nearly as possible, an international consensus of opinion on the relevant subjects since each technical committee has representation from all interested IEC National Committees.

3) IEC Publications have the form of recommendations for international use and are accepted by IEC National Committees in that sense. While all reasonable efforts are made to ensure that the technical content of IEC Publications is accurate, IEC cannot be held responsible for the way in which they are used or for any misinterpretation by any end user.

4) In order to promote international uniformity, IEC National Committees undertake to apply IEC Publications transparently to the maximum extent possible in their national and regional publications. Any divergence between any IEC Publication and the corresponding national or regional publication shall be clearly indicated in the latter.

5) IEC itself does not provide any attestation of conformity. Independent certification bodies provide conformity assessment services and, in some areas, access to IEC marks of conformity. IEC is not responsible for any services carried out by independent certification bodies.

6) All users should ensure that they have the latest edition of this publication.

7) No liability shall attach to IEC or its directors, employees, servants or agents including individual experts and members of its technical committees and IEC National Committees for any personal injury, property damage or other damage of any nature whatsoever, whether direct or indirect, or for costs (including legal fees) and expenses arising out of the publication, use of, or reliance upon, this IEC Publication or any other IEC Publications.

8) Attention is drawn to the Normative references cited in this publication. Use of the referenced publications is indispensable for the correct application of this publication.

9) Attention is drawn to the possibility that some of the elements of this IEC Publication may be the subject of patent rights. IEC shall not be held responsible for identifying any or all such patent rights.

International Standard IEC 62077 has been prepared by subcommittee 86B: Fibre optic interconnecting devices and passive components, of IEC technical committee 86: Fibre optics.

This second edition cancels and replaces the first edition published in 2001. It constitutes a technical revision.

The changes with respect to the previous edition are listed below:

– having substantially increased the number of terms;
– having added an informative annex for example of filtering technologies;
– having deleted quality assessment procedures.

Withdrawn

Documents
Document Sharing Hub

This bilingual version, published in 2010-12, corresponds to the English version.

The text of this standard is based on the following documents:

CDV	Report on voting
86B/2871/CDV	86B/2950/RVD

Full information on the voting for the approval of this standard can be found in the report on voting indicated in the above table.

The French version of this standard has not been voted upon.

This publication has been drafted in accordance with the ISO/IEC Directives, Part 2.

The committee has decided that the contents of this publication will remain unchanged until the stability date indicated on the IEC web site under "http://webstore.iec.ch" in the data related to the specific publication. At this date, the publication will be

- reconfirmed,
- withdrawn,
- replaced by a revised edition, or
- amended.

withdrawn

Documents
Document Sharing Hub

Full document details: IEC 62077 2010

FIBRE OPTIC INTERCONNECTING DEVICES AND PASSIVE COMPONENTS – FIBRE OPTIC CIRCULATORS – GENERIC SPECIFICATION

1 Scope

This International Standard applies to circulators used in the field of fibre optics bearing all of the following features:

– they are non-reciprocal optical devices, in which each port is either an optical fibre or fibre optic connector;

– they are passive devices in accordance with the categorization and definition provided in IEC 62538;

– they have three or more ports for directionally transmitting optical power.

2 Normative references

The following referenced documents are indispensable for the application of this document. For dated references, only the edition cited applies. For update references, the latest edition of the referenced document (including any amendments) applies.

IEC 60027 (all parts), *Letter symbols to be used in electrical technology*

IEC 60050-731, *International Electrotechnical Vocabulary (IEV) – Chapter 731: Optical fibre communication*

IEC 60617-SN, *Graphical symbols for diagrams*

IEC 60695-11-5, *Fire hazard testing – Part 11-5: Test flames – Needle-flame test method – Apparatus, confirmatory test arrangement and guidance*

IEC 60825-1, *Safety of laser products – Part 1: Equipment, classification, requirements and user's guide*

IEC/TR 61282-9, *Fibre optic communication system design guides – Part 9: Guidance on polarization mode dispersion measurements and theory*

IEC 61300 (all parts), *Fibre optic interconnecting devices and passive components*

IEC 61930, *Fibre optic graphic symbology*

IEC/TS 62538, *Categorization of optical devices*

IEC Guide 102, *Electronic components – Specification structures for quality assessment (Qualification approval and capability approval)*

IECQ 01, *IEC Quality Assessment System for Electronic Components (IECQ Scheme) – Basic Rules*

IECQ 001002-3, *IEC Quality Assessment System for Electronic Components (IECQ) – Rules of Procedure – Part 3: Approval procedures*

Withdrawn

AVA Documents Document Sharing Hub

Full document details: IEC 62077 2010

ISO 129-1, *Technical drawings – Indication of dimensions and tolerances – Part 1: General principles*

ISO 286-1, *ISO system of limits and fits – Part 1: Bases of tolerances, deviations and fits*

ISO 1101, *Geometrical Product Specifications (GPS) – Geometrical tolerancing – Tolerances of form, orientation, location and run-out*

ISO 8601, *Data elements and interchange formats – Information interchange – Representation of dates and times*

3 Terms and definitions

For the purposes of this document, the terms and definitions given in IEC 60050(731), together with the following definitions, apply.

3.1 Basic terms

3.1.1
port
optical fibre or optical fibre connector attached to a passive component for the entry and/or exit of the optical power

3.1.2
transfer matrix
optical properties of a fibre optic circulator can be defined in terms of an n × n matrix of coefficients where n is the number of ports, and the coefficients represent the fractional optical power transferred between designated ports

NOTE In general, the transfer matrix T is:

$$T = \begin{bmatrix} t_{11} & t_{12} & \cdots & t_{1n} \\ & t_{22} & & \\ & & t_{ij} & \\ t_{n1} & t_{n2} & & t_{nn} \end{bmatrix}$$

where t_{ij} is the ratio of the optical power P_{ij} transferred out of port j with respect to input power P_i into port i, that is:

$$t_{ij} = P_{ij}/P_i$$

3.1.3
transfer coefficient
element t_{ij} of the transfer matrix

3.1.4
logarithmic transfer matrix
in general, the logarithmic transfer matrix is as follows:

$$A = \begin{bmatrix} a_{11} & a_{12} & \cdots & a_{1n} \\ & a_{22} & & \\ & & a_{ij} & \\ a_{n1} & a_{n2} & & a_{nn} \end{bmatrix}$$

where a_{ij} is the optical power reduction, in decibels, out of port j with unit power into port i, that is:

$$a_{ij} = -10 \log t_{ij}$$

withdrawn

Documents
Document Sharing Hub
Full document details: IEC 62077 2010

where t_{ij} is the transfer matrix coefficient

3.1.5
conducting ports
two ports i and j between which t_{ij} is nominally greater than zero

3.1.6
isolated ports
two ports i and j between which t_{ij} is nominally zero, and a_{ij} is nominally infinite

3.2 Component terms

3.2.1
fibre optic circulator
passive component possessing three or more ports which input and output are cyclic. In the case of 3 ports circulator with port 1, port 2 and port 3, supposing optical power is transmitted from port 1 to port 2, optical power from port 2 is transmitted to port 3

3.2.2
completely circulated type
type of circulator which all ports is input and output. In the case of 3 ports circulator with port 1, port 2 and port 3, supposing optical power is transmitted from port 1 to port 2, optical power from port 2 is transmitted to port 3 and optical power from port 3 is transmitted to port 1

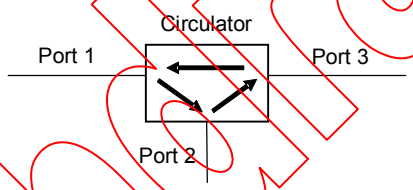

3.2.3
incompletely circulated type
type of circulator which a port is input or output. In the case of 3 ports circulator with port 1, port 2 and port 3, supposing optical power is transmitted from port 1 to port 2, optical power from port 2 is transmitted to port 3 and optical power from port 3 is not transmitted to port 1

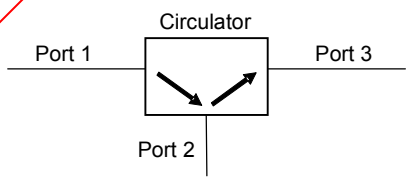

3.3 Performance parameters

3.3.1
insertion loss
element a_{ij} of the logarithmic transfer matrix of an input port i and output port j which optical power is transmitted. It is the reduction in optical power between an input and output port of a passive component expressed in decibels and defined as follows:

$$a_{ij} = -10 \log (P_j/P_i)$$

where

P_i is the optical power launched into the input port;

P_j is the optical power received from the output port

Withdrawn

AVA Documents Document Sharing Hub

Full document details: IEC 62077 2010

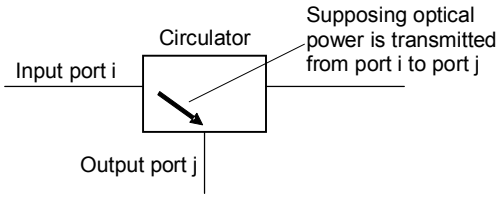

3.3.2
isolation
element a_{ji} of the logarithmic transfer matrix of an output port j and input port i which optical power is transmitted direction opposite to the insertion loss. It is the reduction in optical power between an input and output port of a passive component, expressed in decibels and defined as follows:

$$a_{ji} = -10 \log (P_i/P_j)$$

where

P_i is the optical power received from the input port;

P_j is the optical power launched into the output port

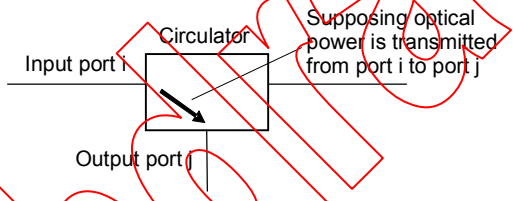

3.3.3
directivity
element a_{ik} of the logarithmic transfer matrix of an port i and port k which optical power is not transmitted. It is the reduction in optical power between i port and k port of a passive component expressed in decibels and defined as follows:

$$a_{ik} = -10 \log (P_k/P_i)$$

where

P_i is the optical power launched into the input port;

P_k is the optical power received from the output port

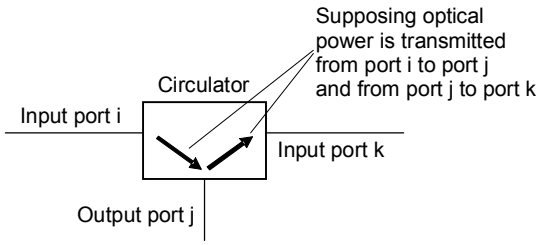

3.3.4
polarization dependent loss
PDL
for polarization independent circulators, the maximum variation of insertion loss for any state of polarization of P_j

Withdrawn

Documents
Document Sharing Hub
Full document details: IEC 62077 2010

3.3.5
polarization mode dispersion
PMD
the variation of the differential group delay (DGD) over the bandpass wavelength (or frequency) range in accordance with IEC/TR 61282-9

3.3.6
operating wavelength
nominal wavelength, λ, at which a passive component is designed to operate with the specified performance

3.3.7
operating wavelength range;
bandpass
specified range of wavelengths from $\lambda_{i\ min}$ to $\lambda_{i\ max}$ close to a nominal operating wavelength λ_i, within which a passive component is designed to operate with the specified performance

3.3.8
return loss
element a_{ij} (where i = j) of the logarithmic transfer matrix. It is the fraction of the input power that is returned from the input port of a passive component. It is defined as:

$$a_{ij} = -10 \log (P_{refl}/P_i)$$

where

P_i is the optical power launched into the i port,

P_{refl} is the optical power received back from i port

4 Requirements

4.1 Classification

4.1.1 General

Fibre optic circulators shall be classified as follows:

– type;
– style;
– variant;
– assessment level;
– normative reference extensions.

An example of a typical circulator classification is as follows:

Table 1 – Example of a typical circulator set classification

Type:	– Three port circulator
	– Completely circulated type
	– Operating wavelength: 1 310 nm
Style:	– Configuration: B
	– Connector type: FC
	– Fibre type: IEC type B 1,2
Variants:	– Means of mounting
Assessment level:	– ……
Normative reference extensions:	– ……

Withdrawn

Documents
Document Sharing Hub

Full document details: IEC 62077 2010

4.1.2 Type

Circulators are mainly divided into types by their configuration.

- Port numbers:
- Circulated type:
  - completely circulated type;
  - un-completely circulated type;
- By their operational principles:
  - magneto-optic Faraday effect;
  - magneto-optic Cotton-Mouton effect and Kerr effect.
- By their operating wavelength:
  - short wavelength circulators (e.g. 630 nm);
  - long wavelength circulators (e.g. 1 310 nm, 1 550 nm);
  - other wavelength circulators.

4.1.3 Style

Optical circulators may be classified into styles based upon fibre type(s), connector type(s), cable type(s), housing shape and dimensions, and configuration.

The configuration of the circulator ports is classified as follows:

Configuration A – Device containing integral fibre optic pigtails without connector:

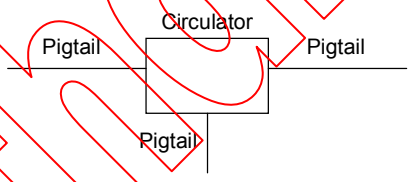

Configuration B – Device containing integral fibre optic pigtails, with a connector on each pigtail:

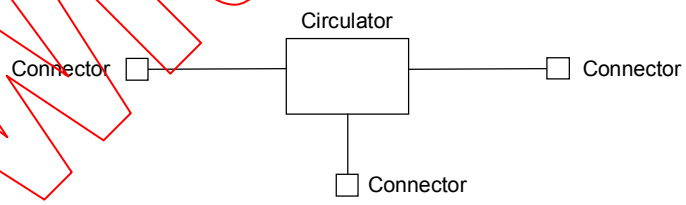

Configuration C – Device containing connectors as an integral part of the device housing:

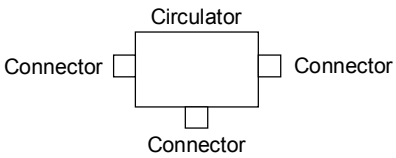

Configuration D – Device containing some combination of the interfacing features of the preceding configurations, for example:

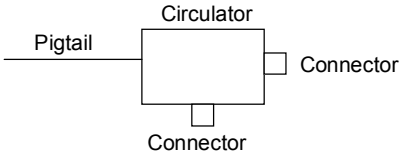

withdrawn

Documents
Document Sharing Hub

Full document details: IEC 62077 2010

4.1.4 Variant

The circulator variant identifies those common features which encompass structurally similar components. Examples of features which define a variant include, but are not limited to, the following:

– position and orientation of ports on housing;

– means of mounting.

4.1.5 Assessment level

Assessment level defines the inspection levels and the acceptable quality level (AQL), of groups A and B and the periodicity of inspection of groups C and D. Relevant specifications shall specify one or more assessment levels, each of which shall be designated by a capital letter.

The following are preferred levels:

– assessment level A:
  - group A inspection: inspection level II, AQL = 4 %
  - group B inspection: inspection level II, AQL = 4 %
  - group C inspection: 24-month periods
  - group D inspection: 48-month periods
– assessment level B:
  - group A inspection: inspection level II, AQL = 1 %
  - group B inspection: inspection level II, AQL = 1 %
  - group C inspection: 18-month periods
  - group D inspection: 36-month periods
– assessment level C:
  - group A inspection: inspection level II, AQL = 0,4 %
  - group B inspection: inspection level II, AQL = 0,4 %
  - group C inspection: 12-month periods
  - group D inspection: 24-month periods

One additional assessment level may be added in the relevant specification. When this is done, the capital letter X shall be used.

4.1.6 Normative reference extensions

Normative reference extensions are used to identify integrated independent standards specifications or other reference documents as relevant specifications.

Unless otherwise specified, additional requirements of extensions are mandatory. Usage is primarily intended to merge associated components to form hybrid devices, or integrated functional application requirements that are dependent on technical expertise other than fibre optics.

Some optical fibre circulator configurations require special qualification provisions which shall not be imposed universally. This accommodates individual component design configurations, specialized field tooling or specific application processes. In this case, the requirements are necessary to assure repeatable performance or adequate safety, and provide additional guidance for complete product specification. These extensions are mandatory whenever used to prepare, assemble or install an optical fibre circulator, either for field application usage or preparation of qualification test specimens. The relevant specification shall clearly [illegible]

Withdrawn

AVA Documents
Document Sharing Hub

Full document details: IEC 62077 2010

stipulations. However, design and style dependent extensions shall not be imposed universally.

In the event of conflicting requirements, precedence shall be given, in descending order, as follows: generic over mandatory extension, over relevant, over detail, over application specific extension.

Examples of optical connector extensions are given as follows:

- using IEC 61754-4 and IEC 61754-2 to partially define a future specification of the IEC 60874 series for a duplex type “SC/BFOC/2,5” hybrid connector adapter;
- using IEC 61754-13 and IEC 60869-1 to partially define a future specification of the IEC 60874 series for an integrated type “FC” preset attenuated optical connector;
- using IEC 61754-2 and IEC 61073-4 to partially define a future specification of the IEC 60874 series for a duplex “BFOC/2,5” receptacle incorporating integral mechanical splices.

Other examples of requirements to normative extensions:

– some commercial or residential building applications may require direct reference to specific safety codes and regulations or incorporate other specific material flammability or toxicity requirements for specialized locations;

– specialized field tooling may require an extension to implement specific ocular safety, electrical shock, burn hazard avoidance requirements, or require isolation procedures to prevent potential ignition of combustible gases.

4.2 Documentation

4.2.1 Symbols

Graphical and letter symbols shall, whenever possible, be taken from the IEC 60027 series, IEC 60617 and IEC 61930.

4.2.2 Specification system

4.2.2.1 General

This specification is part of a three-level IEC specification system. Subsidiary specifications shall consist of relevant specifications and detail specifications. This system is shown in Table 2. There are no sectional specifications for circulators.

Table 2 – The IEC specification structure

Specification level	Examples of information to be included	Applicable to
Basic	– Assessment system rules – Inspection rules – Optical measurement methods – Environmental test methods – Sampling plans – Identification rule – Marking standards – Dimensional standards – Terminology – Symbol standards – Preferred number series – SI units	Two or more component families or sub-families
Generic	– Specific terminology – Specific symbols	Component family

Withdrawn

AVA Documents Document Sharing Hub

Full document details: IEC 62077 2010

Specification level	Examples of information to be included	Applicable to
	– Specific units – Preferred values – Marking – Quality assessment procedures – Selection of tests – Qualification approval procedures – Capability approval procedures	
Relevant	– Quality conformation test schedule – Inspection requirements – Information common to a number of types	Groups of types and/or styles having a common test schedule
Detail	– Individual values – Specific information – Completed quality conformance test schedules	Individual component(s)

4.2.2.2 Relevant specification

Relevant specifications are not, by themselves, a specification level. They are associated with the generic specification.

Each relevant specification shall contain

– the minimum mandatory test schedules and performance requirements;
– one or more assessment levels;
– the preferred format for stating the required information in the relevant specification;
– in case of hybrid components, including connectors, addition of appropriate entry fields to show the normative reference document, document title and issue date.

A specific circulator described by a corresponding relevant specification, which is prepared by filling in the blanks of the relevant specification. Within the constraints imposed by this generic specification, the relevant specification may be filled in by any national committee of the IEC, thereby defining a particular circulator design as an official IEC standard.

Relevant specifications shall specify the following, as applicable:

– type (see 4.1.2);
– style (see 4.1.3);
– variant(s) (see 4.1.4);
– assessment level (see 4.1.5);
– part identification number for each variant (see 4.7.2);
– drawings, dimensions required (see 4.2.3);
– quality assessment test schedules (see 4.1.5);
– performance requirements (see 4.6).

4.2.3 Drawings

4.2.3.1 General

The drawings and dimensions given in relevant specifications shall not restrict themselves to details of construction, nor shall they be used as manufacturing drawings.

Withdrawn

AVA Documents Document Sharing Hub

Full document details: IEC 62077 2010