IEC 62516-3

Edition 1.0 2013-03

INTERNATIONAL STANDARD

NORME INTERNATIONALE

colour inside

Terrestrial digital multimedia broadcasting (T-DMB) receivers – Part 3: Common API

Récepteurs pour diffusion multimédia numérique terrestre (T-DMB) – Partie 3: API commune

IEC 62516-3:2013

Documents
Document Sharing Hub

Full document details: IEC 62516-3 2013

THIS PUBLICATION IS COPYRIGHT PROTECTED

Copyright © 2013 IEC, Geneva, Switzerland

All rights reserved. Unless otherwise specified, no part of this publication may be reproduced or utilized in any form or by any means, electronic or mechanical, including photocopying and microfilm, without permission in writing from either IEC or IEC's member National Committee in the country of the requester.
If you have any questions about IEC copyright or have an enquiry about obtaining additional rights to this publication, please contact the address below or your local IEC member National Committee for further information.

Droits de reproduction réservés. Sauf indication contraire, aucune partie de cette publication ne peut être reproduite ni utilisée sous quelque forme que ce soit et par aucun procédé, électronique ou mécanique, y compris la photocopie et les microfilms, sans l'accord écrit de la CEI ou du Comité national de la CEI du pays du demandeur.
Si vous avez des questions sur le copyright de la CEI ou si vous désirez obtenir des droits supplémentaires sur cette publication, utilisez les coordonnées ci-après ou contactez le Comité national de la CEI de votre pays de résidence.

IEC Central Office
3, rue de Varembé
CH-1211 Geneva 20
Switzerland

Tel.: +41 22 919 02 11
Fax: +41 22 919 03 00
info@iec.ch
www.iec.ch

About the IEC

The International Electrotechnical Commission (IEC) is the leading global organization that prepares and publishes International Standards for all electrical, electronic and related technologies.

About IEC publications

The technical content of IEC publications is kept under constant review by the IEC. Please make sure that you have the latest edition, a corrigenda or an amendment might have been published.

Useful links:

IEC publications search - www.iec.ch/searchpub

The advanced search enables you to find IEC publications by a variety of criteria (reference number, text, technical committee,…).
It also gives information on projects, replaced and withdrawn publications.

IEC Just Published - webstore.iec.ch/justpublished

Stay up to date on all new IEC publications. Just Published details all new publications released. Available on-line and also once a month by email.

Electropedia - www.electropedia.org

The world's leading online dictionary of electronic and electrical terms containing more than 30 000 terms and definitions in English and French, with equivalent terms in additional languages. Also known as the International Electrotechnical Vocabulary (IEV) on-line.

Customer Service Centre - webstore.iec.ch/csc

If you wish to give us your feedback on this publication or need further assistance, please contact the Customer Service Centre: csc@iec.ch.

A propos de la CEI

La Commission Electrotechnique Internationale (CEI) est la première organisation mondiale qui élabore et publie des Normes internationales pour tout ce qui a trait à l'électricité, à l'électronique et aux technologies apparentées.

A propos des publications CEI

Le contenu technique des publications de la CEI est constamment revu. Veuillez vous assurer que vous possédez l'édition la plus récente, un corrigendum ou amendement peut avoir été publié.

Liens utiles:

Recherche de publications CEI - www.iec.ch/searchpub

La recherche avancée vous permet de trouver des publications CEI en utilisant différents critères (numéro de référence, texte, comité d'études,…).
Elle donne aussi des informations sur les projets et les publications remplacées ou retirées.

Just Published CEI - webstore.iec.ch/justpublished

Restez informé sur les nouvelles publications de la CEI. Just Published détaille les nouvelles publications parues. Disponible en ligne et aussi une fois par mois par email.

Electropedia - www.electropedia.org

Le premier dictionnaire en ligne au monde de termes électroniques et électriques. Il contient plus de 30 000 termes et définitions en anglais et en français, ainsi que les termes équivalents dans les langues additionnelles. Egalement appelé Vocabulaire Electrotechnique International (VEI) en ligne.

Service Clients - webstore.iec.ch/csc

Si vous désirez nous donner des commentaires sur cette publication ou si vous avez des questions contactez-nous: csc@iec.ch.

Documents
Document Sharing Hub

Full document details: IEC 62516-3 2013

IEC 62516-3

Edition 1.0 2013-03

INTERNATIONAL STANDARD

NORME INTERNATIONALE

colour inside

Terrestrial digital multimedia broadcasting (T-DMB) receivers – Part 3: Common API

Récepteurs pour diffusion multimédia numérique terrestre (T-DMB) – Partie 3: API commune

INTERNATIONAL ELECTROTECHNICAL COMMISSION

COMMISSION ELECTROTECHNIQUE INTERNATIONALE

PRICE CODE
CODE PRIX

U

ICS 33.160.25; 33.170

ISBN 978-2-83220-685-0

Warning! Make sure that you obtained this publication from an authorized distributor.
Attention! Veuillez vous assurer que vous avez obtenu cette publication via un distributeur agréé.

AVA Documents
Document Sharing Hub

® Registered trademark of the International Electrotechnical Commission
Marque déposée de la Commission Electrotechnique Internationale

Full document details: IEC 62516-3 2013

CONTENTS

FOREWORD 3
1 Scope 5
2 Normative references 5
3 Abbreviations 5
4 T-DMB common API overview 6
4.1 T-DMB receiver overview 6
4.2 T-DMB receiver ASIC block 6
4.3 Host processor block 6
4.3.1 General 6
4.3.2 T-DMB driver (hardware abstraction layer) sub-block 7
4.3.3 T-DMB ASIC specific software sub-block 7
4.3.4 T-DMB common APIs sub-block 7
4.3.5 T-DMB receiver middleware sub-block 7
4.4 Hardware interface block 8
5 API description 8
5.1 T-DMB common APIs 8
5.2 Command types 9
5.2.1 General 9
5.2.2 Get receiver capability 9
5.2.3 Tuning 10
5.2.4 Searching 11
5.2.5 Scanning 14
5.2.6 Selecting a T-DMB service 16
5.2.7 Selecting a slideshow or a dynamic label service 18
5.2.8 Selecting a broadcast website service 19
5.2.9 Get T-DMB service information 21
5.2.10 Monitoring reception qualities 22
Annex A (informative) Examples of the classes used in T-DMB APIs 25
Bibliography 28

Figure 1 – Block diagram of a typical T-DMB receiver 6
Figure 2 – Three different command patterns 8
Figure 3 – Get receiver capability 10
Figure 4 – Tuning 10
Figure 5 – Searching 12
Figure 6 – Scanning 14
Figure 7 – Selecting a T-DMB service 17
Figure 8 – Selecting a slideshow or a dynamic label service 18
Figure 9 – Selecting a broadcast website service 19
Figure 10 – Get T-DMB service information 21
Figure 11 – Monitoring reception qualities 23

Documents
Document Sharing Hub

Full document details: IEC 62516-3 2013

INTERNATIONAL ELECTROTECHNICAL COMMISSION

TERRESTRIAL DIGITAL MULTIMEDIA BROADCASTING (T-DMB) RECEIVERS –

Part 3: Common API

FOREWORD

1) The International Electrotechnical Commission (IEC) is a worldwide organization for standardization comprising all national electrotechnical committees (IEC National Committees). The object of IEC is to promote international co-operation on all questions concerning standardization in the electrical and electronic fields. To this end and in addition to other activities, IEC publishes International Standards, Technical Specifications, Technical Reports, Publicly Available Specifications (PAS) and Guides (hereafter referred to as "IEC Publication(s)"). Their preparation is entrusted to technical committees; any IEC National Committee interested in the subject dealt with may participate in this preparatory work. International, governmental and non-governmental organizations liaising with the IEC also participate in this preparation. IEC collaborates closely with the International Organization for Standardization (ISO) in accordance with conditions determined by agreement between the two organizations.
2) The formal decisions or agreements of IEC on technical matters express, as nearly as possible, an international consensus of opinion on the relevant subjects since each technical committee has representation from all interested IEC National Committees.
3) IEC Publications have the form of recommendations for international use and are accepted by IEC National Committees in that sense. While all reasonable efforts are made to ensure that the technical content of IEC Publications is accurate, IEC cannot be held responsible for the way in which they are used or for any misinterpretation by any end user.
4) In order to promote international uniformity, IEC National Committees undertake to apply IEC Publications transparently to the maximum extent possible in their national and regional publications. Any divergence between any IEC Publication and the corresponding national or regional publication shall be clearly indicated in the latter.
5) IEC itself does not provide any attestation of conformity. Independent certification bodies provide conformity assessment services and, in some areas, access to IEC marks of conformity. IEC is not responsible for any services carried out by independent certification bodies.
6) All users should ensure that they have the latest edition of this publication.
7) No liability shall attach to IEC or its directors, employees, servants or agents including individual experts and members of its technical committees and IEC National Committees for any personal injury, property damage or other damage of any nature whatsoever, whether direct or indirect, or for costs (including legal fees) and expenses arising out of the publication, use of, or reliance upon, this IEC Publication or any other IEC Publications.
8) Attention is drawn to the Normative references cited in this publication. Use of the referenced publications is indispensable for the correct application of this publication.
9) Attention is drawn to the possibility that some of the elements of this IEC Publication may be the subject of patent rights. IEC shall not be held responsible for identifying any or all such patent rights.

International Standard IEC 62516-3 has been prepared by technical area 1: Terminals for audio, video and data services and contents, of IEC technical committee 100: Audio, video and multimedia systems and equipment.

The text of this standard is based on the following documents:

CDV	Report on voting
100/2020/CDV	100/2110/RVC

Full information on the voting for the approval of this standard can be found in the report on voting indicated in the above table.

This publication has been drafted in accordance with the ISO/IEC Directives, Part 2.

A list of all parts in the IEC 62516 series, published under the general title *Terrestrial digital multimedia broadcasting (T-DMB) receivers*, can be found on the IEC website.

Documents
Document Sharing Hub

Full document details: IEC 62516-3 2013

The committee has decided that the contents of this publication will remain unchanged until the stability date indicated on the IEC web site under "http://webstore.iec.ch" in the data related to the specific publication. At this date, the publication will be

- reconfirmed,
- withdrawn,
- replaced by a revised edition, or
- amended.

IMPORTANT – The 'colour inside' logo on the cover page of this publication indicates that it contains colours which are considered to be useful for the correct understanding of its contents. Users should therefore print this document using a colour printer.

Documents
Document Sharing Hub

Full document details: IEC 62516-3 2013

TERRESTRIAL DIGITAL MULTIMEDIA BROADCASTING (T-DMB) RECEIVERS –

Part 3: Common API

1 Scope

This part of IEC 62516 describes the T-DMB common application program interface (API). It provides a software platform that, when combined with the T-DMB O/S, forms a universal interface for application programs. This interface allows application programs to be written in such a way that they run on any T-DMB receiver unit, as described in IEC 62516-1:2009 and IEC 62516-2:2011 regardless of its manufacturer.

This part of IEC 62516 also defines a software environment that allows multiple application programs to be interoperable on a single receiver unit by sharing the fixed resources of the receiver, and it provides a set of interfaces that the T-DMB middleware and the ASIC specific software use.

2 Normative references

The following documents, in whole or in part, are normatively referenced in this document and are indispensable for its application. For dated references, only the edition cited applies. For undated references, the latest edition of the referenced document (including any amendments) applies.

IEC 62516-1:2009, *Terrestrial digital multimedia broadcasting (T-DMB) receivers – Part 1: Basic requirements*

IEC 62516-2:2011, *Terrestrial digital multimedia broadcasting (T-DMB) receivers – Part 2: Interactive data services using BIFS*

ETSI EN 300 401 v1.3.3, *Radio Broadcasting Systems; Digital Audio Broadcasting (DAB) to mobile, portable and fixed receivers*

3 Abbreviations

ADC	Analog to Digital Converter
API	Application Programming Interface
ASIC	Application Specific Integrated Circuit
FIC	Fast Information Channel
HAL	Hardware Abstraction Layer
ISR	Interrupt Service Routine
MAC	Media Access Control
PAD	Program Associated Data
RF	Radio Frequency
R-S	Reed Solomon
SDIO	Secure Digital Input/Output
SI	Service Identifier
T-DMB	Terrestrial-Digital Multimedia Broadcasting

Documents
Document Sharing Hub

Full document details: IEC 62516-3 2013

O/S Operating System

4 T-DMB common API overview

4.1 T-DMB receiver overview

A T-DMB receiver provides the device functionality specified in the T-DMB receivers (see IEC 62516-1:2009 and IEC 62516-2:2011). Figure 1 shows the block diagram of a typical T-DMB receiver. For the T-DMB receiver depicted in Figure 1, only those blocks that conform to the scope of this standard are shown.

Figure 1 also shows the T-DMB common API with respect to the T-DMB receiver block diagram.

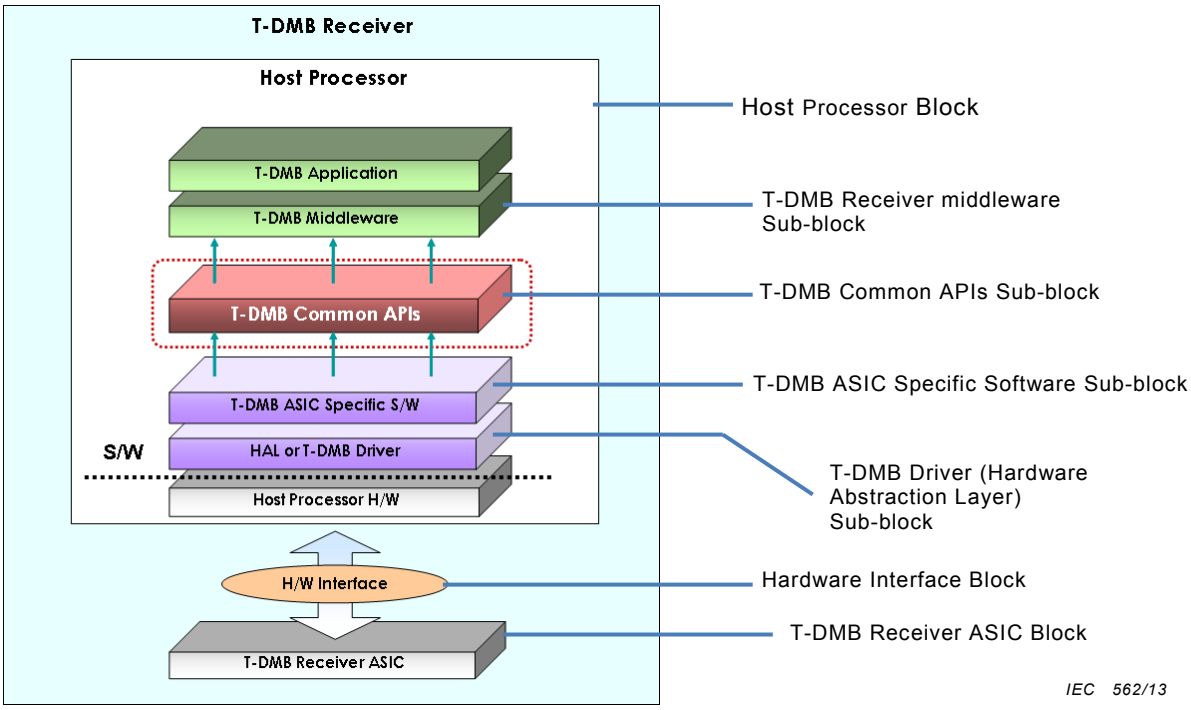

Figure 1 – Block diagram of a typical T-DMB receiver

4.2 T-DMB receiver ASIC block

The T-DMB receiver ASIC block represents the semiconductor hardware that provides the functionality of demodulating a T-DMB signal and retrieving data carried by the T-DMB physical layer. This block provides functionality like RF front-end, ADC, timing and frequency estimation, channel estimation, viterbi decoding, etc. In short this block provides the complete physical layer implementation of ETSI EN 300 401 v1.3.3. Depending upon the implementation, this block can also provide outer decoding functionality (e.g. R-S decoding and/or convolutional de-interleaving).

4.3 Host processor block

4.3.1 General

The host processor block represents the T-DMB functionality provided by the host processor in a T-DMB based device. In other words, this represents the host processor hardware and the software implementation residing in the host processor. The host processor block retrieves and processes the T-DMB information obtained from the T-DMB receiver ASIC block. The T-DMB information retrieved consists of multiplex configuration information received on fast

AVA Documents Document Sharing Hub

information channel (FIC), content received on the main service channel. This block communicates with the T-DMB receiver ASIC block to retrieve the information received from the T-DMB signal. The host processor block consists of the following functional sub-blocks.

4.3.2 T-DMB driver (hardware abstraction layer) sub-block

The T-DMB Driver or hardware abstraction layer (HAL) Block represents the driver level software in the main processor that directly interfaces with the T-DMB receiver ASIC block. The T-DMB driver sub-block provides controller functions (e.g. turning on or turning off the T-DMB receiver ASIC block) and data exchange functions (e.g. retrieving the data from the T-DMB receiver ASIC block or conveying the characteristics of a sub-channel to be received) for a given T-DMB receiver ASIC hardware. The T-DMB Driver software is specific to the type of hardware interface mechanism that exists between the Host Processor Block and the T-DMB Receiver ASIC block.

For example, the T-DMB driver software will be different depending upon whether the hardware interface between the main processor and the T-DMB receiver ASIC block is interrupt driven, implemented with memory mapped address/registers or packet based transaction interface like SDIO. Some examples of tasks performed by T-DMB driver sub-block are:

- hardware interactions such as initialization, sleep or wakeup triggers;
- data exchange with hardware such as emptying hardware buffers into main memory or providing ISR implementation.

The T-DMB driver software functions are tightly coupled with the T-DMB receiver ASIC hardware and are considered time sensitive in nature. Therefore the T-DMB driver software is typically given a higher priority with respect to other sub-blocks shown. For example, the T-DMB driver performs the tasks of retrieving the data received by the T-DMB receiver ASIC block or instructing the T-DMB receiver ASIC block to tune to a frequency as requested by the application layer.

4.3.3 T-DMB ASIC specific software sub-block

T-DMB ASIC specific software sub-block provides the MAC layer functionality not covered by the T-DMB driver sub-block. Depending upon the division of MAC layer functionality across different sub-blocks, it may provide complete or partial MAC layer functionality. At the least, the T-DMB ASIC specific software sub-block is expected to provide high level MAC layer functionality that is not practical to be delegated to T-DMB driver sub-block. It interfaces with the T-DMB receiver middleware sub-block using the T-DMB common APIs.

4.3.4 T-DMB common APIs sub-block

The T-DMB common APIs sub-block defines the interfaces that allow the T-DMB ASIC specific software sub-block to communicate with the T-DMB receiver middleware. Any T-DMB receiver middleware that adheres to the interfaces defined by the T-DMB common APIs will work with any T-DMB ASIC specific software sub-block that adheres to these interfaces as well. More details on this interface are provided in the rest of this standard.

4.3.5 T-DMB receiver middleware sub-block

The T-DMB receiver middleware sub-block communicates with the T-DMB ASIC specific software sub-block using the T-DMB common APIs. The T-DMB receiver middleware implements the control and stream layer and provides the interface with application layer protocols. It triggers the T-DMB ASIC specific software to receive the specified contents as requested by the application layer. It acts on the notifications or content provided by the T-DMB ASIC specific software. It delivers any content received from the T-DMB ASIC specific software to the application layer protocols.

Documents
Document Sharing Hub
Full document details: IEC 62516-3 2013

4.4 Hardware interface block

The hardware interface block represents the hardware interface mechanism that exists between the host processor block and the T-DMB receiver ASIC block. This interface provides the communication and data exchange functionality. The T-DMB driver sub-block uses this block to exchange commands and data with the T-DMB receiver ASIC block. The hardware interface block can be any desired interface, such as proprietary bus interface or a standard based interface (e.g. SDIO).

5 API description

5.1 T-DMB common APIs

This clause provides a detailed description of each T-DMB common API. The API function prototype details are provided along with defined types needed by the T-DMB common APIs.

Commands are executed by sending requests, confirmations and notifications. Figure 2 shows three different command patterns. These are used in the T-DMB common APIs.

If commands are interleaved which means two commands running at the same time, an arbitrary sequence of message types is possible.

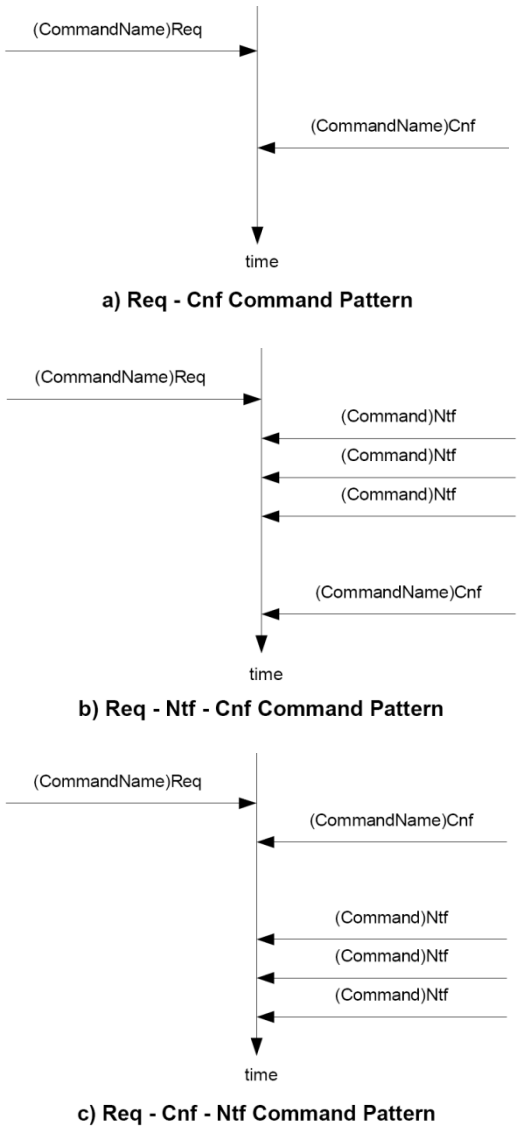

IEC 563/13

Figure 2 – Three different command patterns

Documents
Document Sharing Hub
Full document details: IEC 62516-3 2013

5.2 Command types

5.2.1 General

The commands supported by the T-DMB common APIs can be categorized as follows.

- API-inquiry functions:
  - GetAPIVersion: Returns the API version.
  - Get T-DMBCapability: Returns API's T-DMB receiver capabilities and properties.
- Selecting an ensemble:
  - Tune: Tunes directly to a specified frequency.
  - Search: Searches for an ensemble.
- Accessing service directory:
  - SelectSI: Subscribes to service directory information.
  - GetEnsembleInfo: Gets information about a specified ensemble.
  - GetServiceInfo: Gets information about a specified service.
  - GetComponentInfo: Gets information about a specified component.
- Monitoring reception conditions:
  - SelectReceptionInfo: Subscribes to reception condition information.
- Selecting services:
  - SelectComponent: Starts or stops a service. In case of an audio/video service decoding of audio/video samples is started automatically. In case of a data service, the service can be accessed with the SelectObject command.
  - SelectApplication: Launches a T-DMB application.
  - SelectComponentStream: Gets access to the packet stream of the component.
- Selecting objects:
  - SelectObject: Requests data objects for delivery with or without automatic updating.
- Scanning for T-DMB services:
  - Scan: Scans a specified frequency range for T-DMB ensembles and updates the service directory.
- Miscellaneous:
  - OperationControl: accesses and modifies parameters of the receiver.
  - GetLocationInfo: retrieves location information from the receiver.

5.2.2 Get receiver capability

Figure 3 shows the get receiver capability. The T-DMB common APIs asks the T-DMB receiver for its capabilities.

Documents
Document Sharing Hub

Full document details: IEC 62516-3 2013

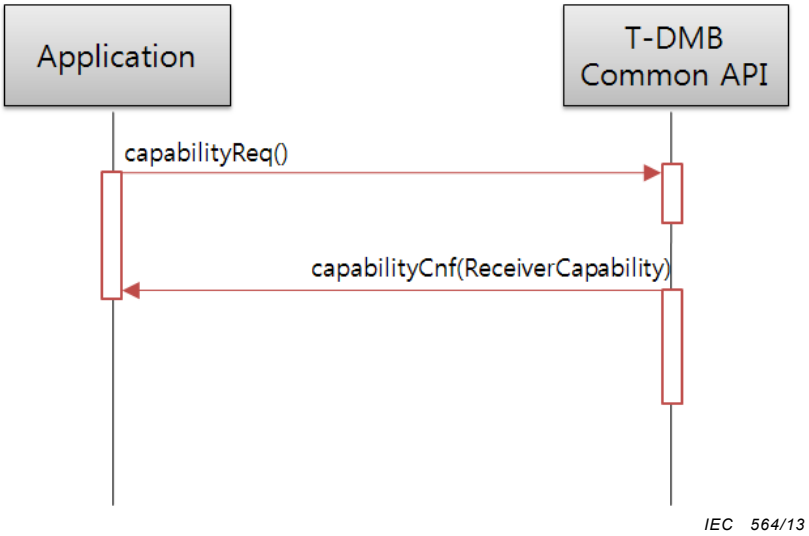

Figure 3 – Get receiver capability

void capabilityReq ()

The T-DMB Common APIs asks the T-DMB receiver for its capabilities.

Parameters

None

void capabilityCnf(ReceiverCapability)

T-DMB receiver provides its capabilities to the API.

5.2.3 Tuning

Figure 4 shows the tuning. The T-DMB receiver is tuned by calling tuneReq. The receiver tunes to the requested frequency and responds afterwards with tuneCnf confirmation. The confirmation contains information about the reception quality.

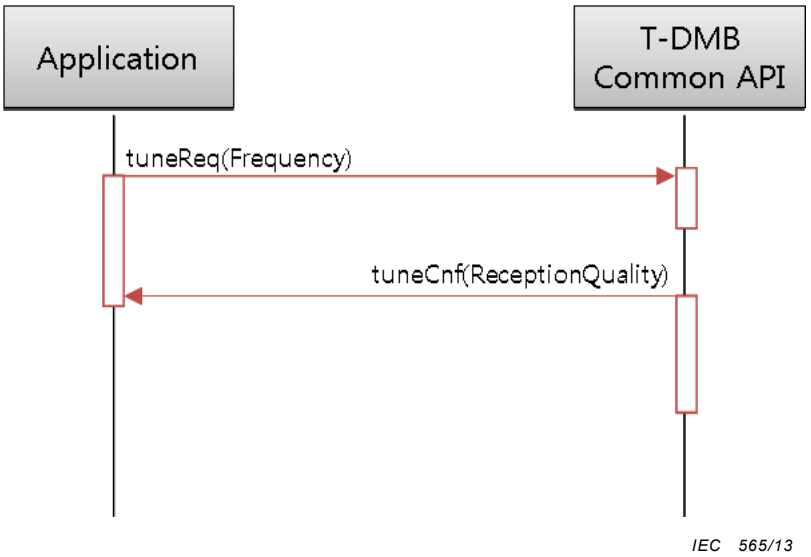

Figure 4 – Tuning

void tuneReq(int tuneFrequency,int transmissionMode)

The tuneReq request initiates the Tune command. The Tune command sets directly a specified T-DMB frequency. A T-DMB receiver shall be tuned to a T-DMB frequency and synchronized in order to get access to T-DMB services. A tuned T-DMB receiver tries automatically to synchronize on a T-DMB ensemble. The Tune command is used to select a

AVA Documents
Document Sharing Hub
Full document details: IEC 62516-3 2013

specified T-DMB frequency. Depending on the specification for the transmissionMode it is tested if a T-DMB ensemble can be detected. If the connected T-DMB receiver supports automatic detection the default setting for transmissionMode can be used. Otherwise it has to be specified which transmission modes should be tested. The result of the command is delivered by the tuneCnf confirmation. All currently existing selections of audio and data services or selections of data objects are automatically stopped before tuning is performed by the T-DMB receiver.

Parameters

- tuneFrequency – This parameter specifies the frequency the T-DMB receiver will be tuned to in hertz.
- transmissionModes –
  This parameter specifies the transmission modes a T-DMB receiver tests for T-DMB ensembles. The default value is T-DMBConstants.transmissionModeAutomatic which means that the receiver is automatically detecting the transmission mode. The parameter is a flag field supporting the following flags which can be specified together:
  - T-DMBConstants.transmissionModeAutomatic: The transmission mode is automatically detected. All other flags are ignored in this case.
  - T-DMBConstants.transmissionMode1: At the specified frequency it is tested if a T-DMB ensemble is sent in transmission mode 1.
  - T-DMBConstants.transmissionMode2: At the specified frequency it is tested if a T-DMB ensemble is sent in transmission mode 2.
  - T-DMBConstants.transmissionMode3: At the specified frequency it is tested if a T-DMB ensemble is sent in transmission mode 3.
  - T-DMBConstants.transmissionMode4: At the specified frequency it is tested if a T-DMB ensemble is sent in transmission mode 4.

void tuneCnf(TuneCnfEvent e)

The TuneCnf method finalizes a Tune command and is sent as a response to a TuneReq message. It provides information about the currently selected T-DMBfrequency and reception conditions. The Tune command is used to select a specified T-DMBfrequency. The tuneReq request initiates the Tune command. The tuneCnf finalizes the Tune command and provides information about the reception state. This includes the selected frequency, the detected transmission mode and the synchronization state of the receiver.

5.2.4 Searching

Figure 5 shows the searching. To search for some ensemble, the application calls searchReq. The T-DMB common APIs respond with a notification that the search has started. Other notifications are sent in between depending on the search method (e.g., a 16 kHz step was made). The transaction ends with a searchCnf confirmation containing the resulting state of the search process.

Documents
Document Sharing Hub
Full document details: IEC 62516-3 2013

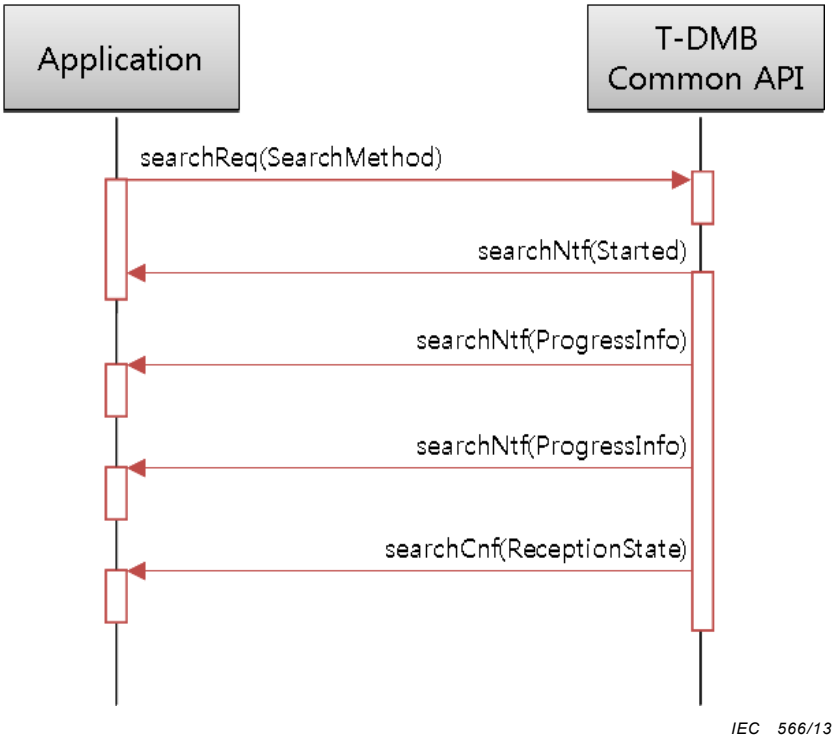

Figure 5 – Searching

void searchReq(
int searchMode,
int tables,
int startFrequency,
int stopFrequency,
int transmissionModes,
int notifications)

The searchReq request initiates a Search command. The Search command searches for a T-DMB ensemble according to a specified search mode. After a successful execution of the Search command a T-DMB ensemble has been found, the state Tuned is entered and the T-DMB receiver tries to synchronize automatically to the found T-DMB ensemble. The Search command is used to search for a T-DMB ensemble. The searchReq request initiates the search and specifies the frequencies and transmission modes to test. Additionally, the notifications that the T-DMB client gets can be specified while the command is executed. Searching for an ensemble may require a substantial amount of time from only a second up to several minutes. This depends also on the search mode specified. If the reception conditions are bad it is possible that no T-DMB ensemble at all is detected. In order to stop searching for a T-DMB ensemble the Tune command can be used which tunes the T-DMB receiver to a certain frequency independent from the reception conditions. The start of searching is indicated by a SearchNtf event with a status code 'Started'. In this case the state machine of the Tune state enters the searching state (see Figure 5). If the previous state has been tuned all currently existing selections of services or objects are stopped automatically. While searching is performed, several notifications delivering information about the current status are sent to the client. The command ends with a SearchCnf event.

Parameters

- **searchMode** – This parameter specifies the way the T-DMB receiver is searching for a T-DMB ensemble. The default value is SearchModeAutomatic which means it is searching according to a default method. The parameter is a flag field supporting the following flags which can be specified together
  - T-DMBConstants.SearchModeAutomatic: default method

Documents
Document Sharing Hub
Full document details: IEC 62516-3 2013

- T-DMBConstants.SearchMode16kHzSteps: The frequency range is searched in 16 kHz steps. This is a very intensive search which means that command execution can take a large amount of time.
- T-DMBConstants.SearchModeUp: The search direction is from low to high frequencies.
- T-DMBConstants.SearchModeDown: The search direction is from high to low frequencies.
- T-DMBConstants.SearchModeUseTables: The search is based on the specified frequency tables.
- T-DMBConstants.SearchModeUseFrequencyRange: The search is based on the specified frequency range.
- T-DMBConstants.SearchModeContinuous: The search is looping over the specified frequency range until a T-DMB ensemble has been found. The default is to stop after the specified frequency range has been checked once.

- **tables** – This parameter specifies frequency tables the receiver uses in order to search for T-DMB ensembles. The parameter is a flag field supporting the following flags which can be specified together:
  - T-DMBConstants.searchCEPTFrequencyTableBandIII: The frequencies according to the CEPT frequency table for Band III are tested for T-DMB Ensembles.
  - T-DMBConstants.SearchCEPTFrequencyTableLBand: The frequencies according to the CEPT L-Band table are tested for T-DMB ensembles.
  - T-DMBConstants.SearchCanadaFrequencyTableLBand: The frequencies according to the Canadian L-Band table are tested for T-DMB ensembles.
- **transmissionModes** – This parameter specifies the transmission modes a T-DMB receiver tests for T-DMB ensembles. The default value is T-DMBConstants.transmissionModeAutomatic which means that the receiver is automatically detecting the transmission mode. The parameter is a flag field supporting the following flags which can be specified together:
  - transmissionModeAutomatic: The transmission mode is automatically detected. All other flags are ignored.
  - transmissionMode1: At the specified frequency it is tested if a T-DMB ensemble is sent in transmission mode 1.
  - transmissionMode2: At the specified frequency it is tested if a T-DMB ensemble is sent in transmission mode 2.
  - transmissionMode3: At the specified frequency it is tested if a T-DMB ensemble is sent in transmission mode 3.
  - transmissionMode4: At the specified frequency it is tested if a T-DMB ensemble is sent in transmission mode 4.
- **notifications** – This parameter specifies the type of notifications the client wants to get while the Seek command is performed. The parameter is a flag field supporting the following flags which can be specified together:
  - notificationsOff: No intermediate notifications are sent. Only a SearchNtf notification which informs about the start of searching is sent.
  - notifications16kHzSteps: With each 16 kHz step a notification is sent. This is used only if 16 kHz step searching is specified as search mode.
  - notificationsTableEntry: With each table entry frequency a notification is sent. This is the default value.

void searchCnf(SearchCnfEvent e)

The searchCnf method finalizes a Search command and provides information about the command status, currently selected T-DMB frequency and current reception conditions. The Search command is used in order to search for a T-DMB ensemble according to a specified search mode. Searching for a T-DMB ensemble can take a large amount of time. The start of searching is indicated by a 'Started' searchNtf message. Other searchNtf messages inform a

AVA Documents
Document Sharing Hub
Full document details: IEC 62516-3 2013

T-DMB client about search progress. It is finalized by delivery of the searchCnf message. It informs about the command status, the selected frequency and the synchronization state. No further searchNtf messages will be delivered after the searchCnf message.

void searchNtf(SearchNtfEvent e)

The SearchNtf event is sent after a search for a T-DMB Ensemble was started searchReq. It informs about the start of searching and about the progress of searching. A SearchCnf event finalizes a Search command. No more SearchNtf events are sent after a SearchCnf event was sent. The SearchNtf event is sent after the searching for a T-DMB ensemble has been started and while searching is in progress in order to provide information about the current status of searching. The 'Started' notification is sent in any case. Progress notifications are only sent if notifications have been requested with the related SearchReq message. No further notifications will be sent after a SearchCnf message is delivered.

5.2.5 Scanning

Figure 6 shows the scanning. The scanning means looking for ensembles in a specified range. Essentially, it is like searching except that the scanning process looks for all ensembles in the range. When the command has been issued, notification will be sent, after the scanning has been started. Further notifications are sent during the scan, which inform about the progress. When the scan is terminated, a confirmation is sent, which contains information about the scan and the state of the receiver.

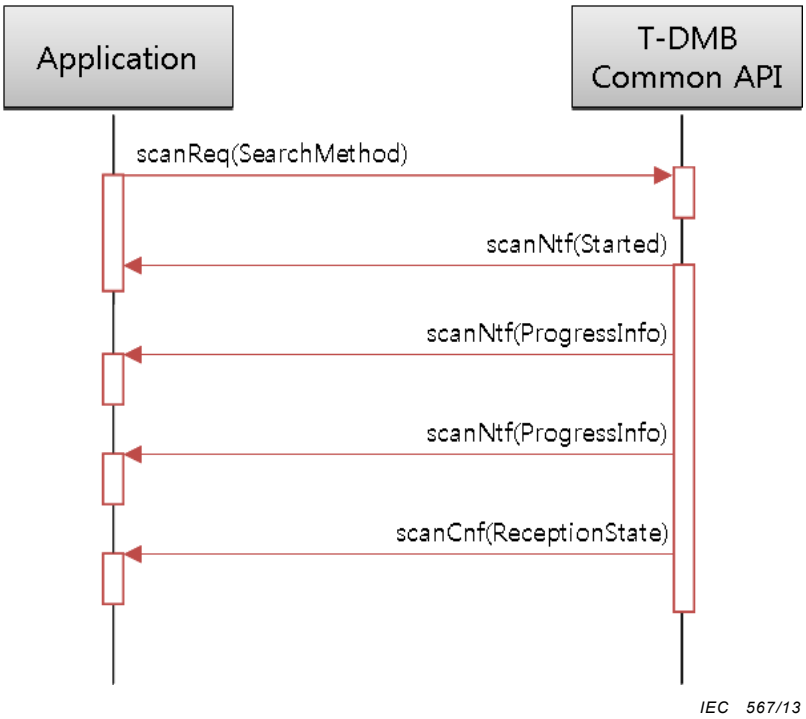

Figure 6 – Scanning

void scanReq(
int searchMode,
int tables,
int startFrequency,
int stopFrequency,
int tansmissionModes,
int notifications)

The ScanReq request initiates a Scan command. The Scan command is used in order to perform a search for all available T-DMB ensembles in a specified frequency range. Depending on the frequency range and the search mode this operation may require a substantial amount of time from only a second up to several minutes. The command is started by the ScanReq request and is finished with the ScanCnf confirmation. In between ScanNtf

AVA Documents
Document Sharing Hub
Full document details: IEC 62516-3 2013

notification are sent in order to inform about the current status of scanning if notifications are requested. In case of searching from lower to higher frequencies (searchMode= T-DMBConstants.searchModeUp).

The value of startFrequency is not allowed to be larger than the value of stopFrequency. In case of searching from higher to lower frequencies (searchMode= T-DMBConstants.searchModeDown) the value of startFrequency is not allowed to be smaller than the value of stopFrequency.

Parameters

- **searchMode** – This parameter specifies the way the T-DMB receiver is searching for a T-DMB ensemble. The default value is T-DMBConstants.searchModeAutomatic which means it is searching according to a default method. The parameter is a flag field supporting the following flags which can be specified together:
  - T-DMBConstants.searchModeAutomatic: default method
  - T-DMBConstants.searchMode16kHzSteps: The frequency range is searched in 16 kHz steps.
  - T-DMBConstants.searchModeUp: The search direction is from low to high frequencies.
  - T-DMBConstants.searchModeDown: The search direction is from high to low frequencies.
  - T-DMBConstants.searchModeUseTables: The search is based on the specified frequency tables.
  - T-DMBConstants.searchModeUseFrequencyRange: The search is based on the specified frequency range.
  - T-DMBConstants.searchModeContinuous: The search is looping over the specified frequency range until a T-DMB Ensemble has been found. The default is to stop after the specified frequency range has been checked once.
- **tables** – This parameter specifies frequency tables the receiver uses in order to search for T-DMB ensembles. The parameter is a flag field supporting the following flags which can be specified together:
  - T-DMBConstants.searchCEPTFrequencyTableBandIII: The frequencies according to the CEPT frequency table for Band III are tested for T-DMB ensembles.
  - T-DMBConstants.searchCEPTFrequencyTableLBand: The frequencies according to the CEPT L-Band table are tested for T-DMB ensembles.
  - T-DMBConstants.searchCanadaFrequencyTableLBand: The frequencies according to the Canadian L-Band table are tested for T-DMB ensembles.
- **startFrequency** – This parameter specifies the start frequency at which the T-DMB receiver starts its search for T-DMB ensembles.
- **stopFrequency** – This parameter specifies the stop frequency at which the T-DMB receiver stops its search for T-DMB ensembles.
- **transmissionModes** – This parameter specifies the transmission modes a T-DMB receiver should look for T-DMB ensembles. The default value is T-DMBConstants.transmissionModeAutomatic which means that the receiver is automatically detecting the transmission mode. The parameter is a flag field supporting the following flags which can be specified together:
  - T-DMBConstants.transmissionModeAutomatic: The transmission mode is automatically detected.
  - T-DMBConstants.transmissionMode1: At the specified frequency it is tested if a T-DMB ensemble is sent in transmission mode 1.
  - T-DMBConstants.transmissionMode2: At the specified frequency it is tested if a T-DMB ensemble is sent in transmission mode 2.

Documents
Document Sharing Hub
Full document details: IEC 62516-3 2013

– T-DMBConstants.transmissionMode3: At the specified frequency it is tested if a T-DMB ensemble is sent in transmission mode 3.

– T-DMBConstants.transmissionMode4: At the specified frequency it is tested if a T-DMB ensemble is sent in transmission mode 4.

– notifications – This parameter specifies the type of notifications wanted by the application while the Seek command is performed. The parameter is a flag field supporting the following flags which can be specified together:

– T-DMBConstants.notificationsOff: No notifications are sent.

– T-DMBConstants.notifications16kHzSteps: With each 16 kHz step a notification is sent.

– T-DMBConstants.notificationsTableEntry: With each table entry frequency a notification is sent. This is the default value.

void scanCnf(ScanCnfEvent e)

The ScanCnf message finalizes a Scan command. It informs about the result of scanning and the current tune state. The Scan command is used in order to perform a search for all available T-DMB ensembles in a specified frequency range. Depending on the frequency range and the search mode this operation may require a substantial amount of time from only a second up to several minutes. The command is started by the ScanReq message and is finished with the ScanCnf message. In between ScanNtf messages are sent in order to inform about the current status of searching if notifications are requested.

The ScanCnf message indicates that the Scan command is finished and informs about the current tune state. As a result of performing the Scan command the service information database is filled with information. If a SI subscription is running several SINtf messages are delivered to the connected application.

void scanNtf(ScanNtfEvent e)

The ScanNtf message is sent after a search for all available T-DMB Ensembles in a specified frequency range is started by the ScanReq message. The ScanNtf message provides information about the current status of searching for all available T-DMB Ensembles in a specified frequency range. It is delivered to the connected application after the search has been started by the ScanReq message and notifications have been requested. No further notifications will be sent after a ScanCnf message is delivered.

5.2.6 Selecting a T-DMB service

Figure 7 shows the selecting a T-DMB service. An audio/video service is started with the SelectComponent command. The application calls selectComponentReq passing the identifier of the audio/video component. The T-DMB common APIs will start the audio/video service and send back a confirmation. To stop this audio/video service, the application calls selectComponentReq again now specifying that the component has to be removed. When the T-DMB common APIs respond with a confirmation, the audio/video service has been stopped.

Documents
Document Sharing Hub
Full document details: IEC 62516-3 2013

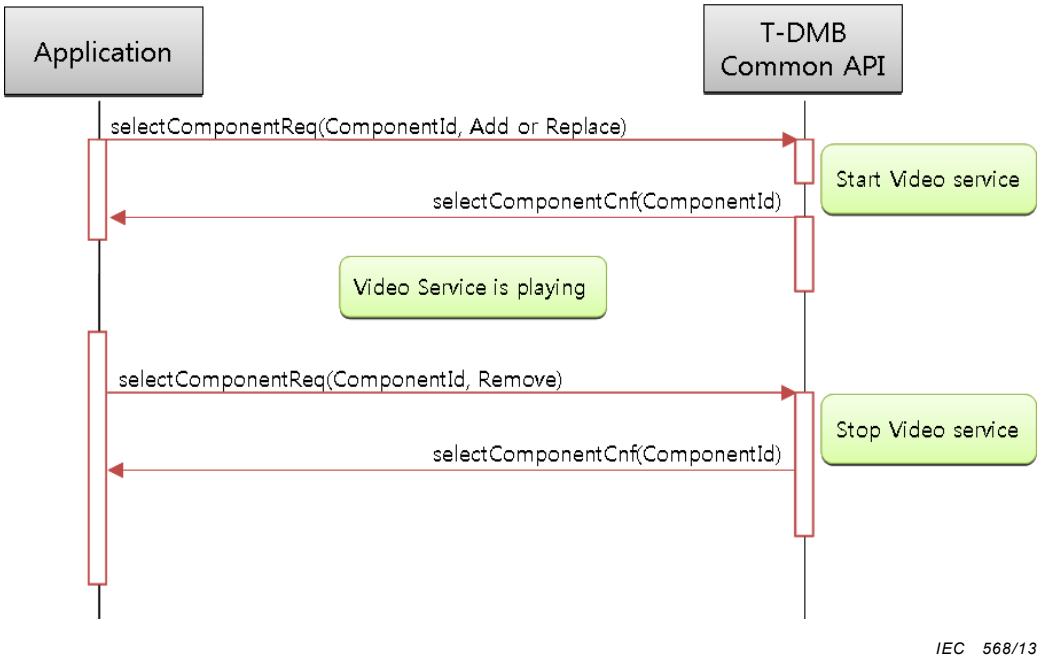

Figure 7 – Selecting a T-DMB service

void selectComponentReq(
ComponentId id,
int selectionMode)

The selectComponentReq request initiates the SelectComponent command. The SelectComponent command starts or stops an application delivered in a T-DMB component. The SelectComponent command allows to start or stop applications delivered in T-DMB components. In general, more than one component of the same T-DMB ensemble can be selected simultaneously. It is possible to select one audio component, all programme-associated data components of the selected audio component and more than one independent data component at the same time. The selection of a component is requested by the selectComponentReq request and is confirmed by the selectComponentCnf confirmation. It is possible that a component is removed from a T-DMB ensemble which means it is no longer broadcast and therefore no longer available. This is indicated by a SINtf call and means that the selection is removed automatically. If the selection of a component is removed also all existing object selections belonging to the component are removed.

If the user application is a slide show or a dynamic label, its objects are delivered automatically (using objectNtf notifications) after the SelectComponent confirmation was sent. If the selected component is an audio service, its PAD data services become available as well. This means service information is generated for all PAD services and they can be selected. If the selection of the audio service is stopped, also all PAD services are stopped and they are not available anymore. If the component is not in the current ensemble, it depends on the implementation whether it is selected nevertheless.

Parameters

- **id** – This parameter is a pointer to the identifier of the T-DMB component which is to be selected. If all component selections should be removed (set selectionMode to T-DMBConstants.selectionModeRemoveAll) this parameter is ignored and should be set to null.
- **selectionMode** – This parameter specifies the selection mode for the component. The following flags are supported:
  – T-DMBConstants.selectionModeReplace: All currently selected components of the same type are stopped and the specified component is to be started. The same type means an audio component replaces any other selected audio component, a data component replaces all other selected independent data components and a

AVA Documents
Document Sharing Hub
Full document details: IEC 62516-3 2013

programme-associated data component replaces all other selected programme-associated data components.

– T-DMBConstants.selectionModeAdd: The application delivered by the specified component is to be started. Other selected components are not affected.
– T-DMBConstants.selectionModeRemove: The selection of the specified component is stopped.
– T-DMBConstants.selectionModeRemoveAll: All existing component selections are removed. Set serviceId to null in this case.

void selectComponentCnf(SelectComponentCnfEvent e)

The SelectComponentCnf confirmation finalizes the SelectComponent command. It informs about the command status and the selection status of the specified component. The SelectComponent command allows to start or to stop applications delivered in T-DMB components. In general, more than one component of the same T-DMB ensemble can be selected simultaneously. It is possible to select one audio component, all programme-associated data components of the selected audio component, and more than one independent data component at the same time. The selection of a component is requested by the selectComponentReq message and is confirmed by a selectComponentCnf call. It is possible that a component is removed from a T-DMB ensemble which means it is no longer broadcast and therefore no longer available. This is indicated by a SINtf call and means that the selection is removed automatically.

5.2.7 Selecting a slideshow or a dynamic label service

Figure 8 shows the selection of a slideshow or a dynamic label service. An application selects a slideshow or a dynamic label service with the SelectComponent command. When the request selectComponentReq with the respective service identifier is issued, the service gets started and a confirmation is sent back. The application will then receive objectNtf notifications containing objects of the service. To stop the service, selectComponentReq is called again by setting selectionMode to selectionModeRemove. The removal of the service will be confirmed.

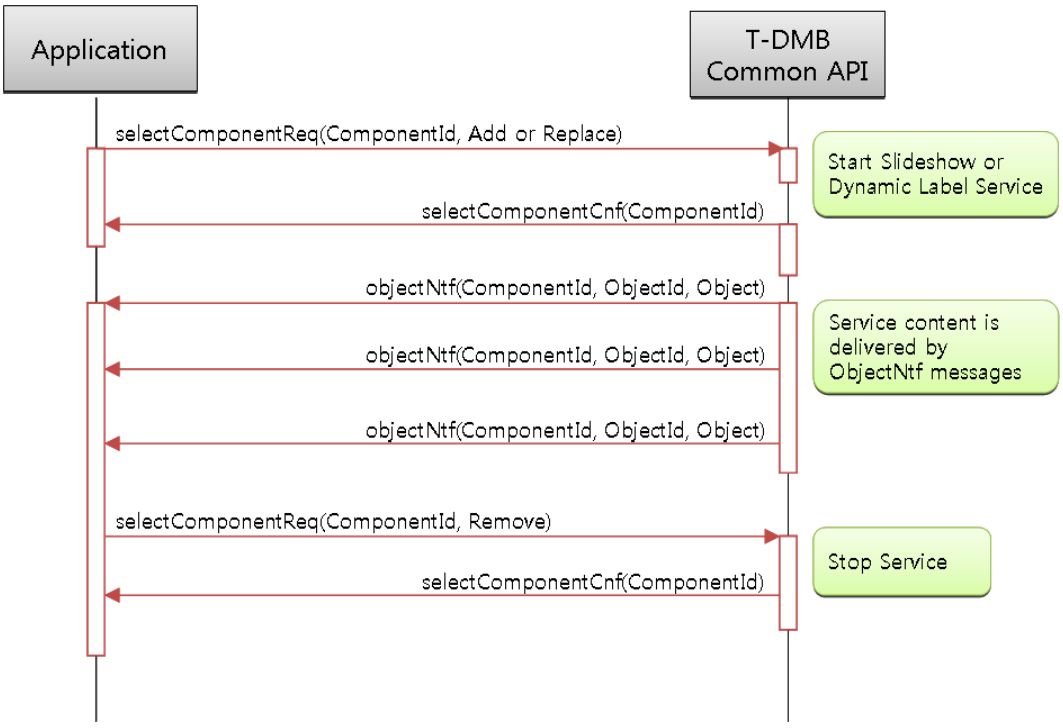

Figure 8 – Selecting a slideshow or a dynamic label service

Documents
Document Sharing Hub
Full document details: IEC 62516-3 2013