IEC 62951-5

Edition 1.0 2019-02

INTERNATIONAL STANDARD

NORME INTERNATIONALE

colour inside

Semiconductor devices – Flexible and stretchable semiconductor devices – Part 5: Test method for thermal characteristics of flexible materials

Dispositifs à semiconducteurs – Dispositifs à semiconducteurs souples et extensibles – Partie 5: Méthode d'essai pour les caractéristiques thermiques des matériaux souples

IEC 62951-5:2019-02(en-fr)

Documents
Document Sharing Hub

Full document details: IEC 62951-5 2019

THIS PUBLICATION IS COPYRIGHT PROTECTED
Copyright © 2019 IEC, Geneva, Switzerland

All rights reserved. Unless otherwise specified, no part of this publication may be reproduced or utilized in any form or by any means, electronic or mechanical, including photocopying and microfilm, without permission in writing from either IEC or IEC's member National Committee in the country of the requester. If you have any questions about IEC copyright or have an enquiry about obtaining additional rights to this publication, please contact the address below or your local IEC member National Committee for further information.

Droits de reproduction réservés. Sauf indication contraire, aucune partie de cette publication ne peut être reproduite ni utilisée sous quelque forme que ce soit et par aucun procédé, électronique ou mécanique, y compris la photocopie et les microfilms, sans l'accord écrit de l'IEC ou du Comité national de l'IEC du pays du demandeur. Si vous avez des questions sur le copyright de l'IEC ou si vous désirez obtenir des droits supplémentaires sur cette publication, utilisez les coordonnées ci-après ou contactez le Comité national de l'IEC de votre pays de résidence.

IEC Central Office
3, rue de Varembé
CH-1211 Geneva 20
Switzerland

Tel.: +41 22 919 02 11
info@iec.ch
www.iec.ch

About the IEC
The International Electrotechnical Commission (IEC) is the leading global organization that prepares and publishes International Standards for all electrical, electronic and related technologies.

About IEC publications
The technical content of IEC publications is kept under constant review by the IEC. Please make sure that you have the latest edition, a corrigendum or an amendment might have been published.

IEC publications search - webstore.iec.ch/advsearchform
The advanced search enables to find IEC publications by a variety of criteria (reference number, text, technical committee,…). It also gives information on projects, replaced and withdrawn publications.

IEC Just Published - webstore.iec.ch/justpublished
Stay up to date on all new IEC publications. Just Published details all new publications released. Available online and once a month by email.

IEC Customer Service Centre - webstore.iec.ch/csc
If you wish to give us your feedback on this publication or need further assistance, please contact the Customer Service Centre: sales@iec.ch.

Electropedia - www.electropedia.org
The world's leading online dictionary on electrotechnology, containing more than 22 000 terminological entries in English and French, with equivalent terms in 16 additional languages. Also known as the International Electrotechnical Vocabulary (IEV) online.

IEC Glossary - std.iec.ch/glossary
67 000 electrotechnical terminology entries in English and French extracted from the Terms and Definitions clause of IEC publications issued since 2002. Some entries have been collected from earlier publications of IEC TC 37, 77, 86 and CISPR.

A propos de l'IEC
La Commission Electrotechnique Internationale (IEC) est la première organisation mondiale qui élabore et publie des Normes internationales pour tout ce qui a trait à l'électricité, à l'électronique et aux technologies apparentées.

A propos des publications IEC
Le contenu technique des publications IEC est constamment revu. Veuillez vous assurer que vous possédez l'édition la plus récente, un corrigendum ou amendement peut avoir été publié.

Recherche de publications IEC - webstore.iec.ch/advsearchform
La recherche avancée permet de trouver des publications IEC en utilisant différents critères (numéro de référence, texte, comité d'études,…). Elle donne aussi des informations sur les projets et les publications remplacées ou retirées.

IEC Just Published - webstore.iec.ch/justpublished
Restez informé sur les nouvelles publications IEC. Just Published détaille les nouvelles publications parues. Disponible en ligne et une fois par mois par email.

Service Clients - webstore.iec.ch/csc
Si vous désirez nous donner des commentaires sur cette publication ou si vous avez des questions contactez-nous: sales@iec.ch.

Electropedia - www.electropedia.org
Le premier dictionnaire d'électrotechnologie en ligne au monde, avec plus de 22 000 articles terminologiques en anglais et en français, ainsi que les termes équivalents dans 16 langues additionnelles. Egalement appelé Vocabulaire Electrotechnique International (IEV) en ligne.

Glossaire IEC - std.iec.ch/glossary
67 000 entrées terminologiques électrotechniques, en anglais et en français, extraites des articles Termes et Définitions des publications IEC parues depuis 2002. Plus certaines entrées antérieures extraites des publications des CE 37, 77, 86 et CISPR de l'IEC.

Documents
Document Sharing Hub

Full document details: IEC 62951-5 2019

IEC 62951-5

Edition 1.0 2019-02

INTERNATIONAL STANDARD

NORME INTERNATIONALE

colour inside

Semiconductor devices – Flexible and stretchable semiconductor devices – Part 5: Test method for thermal characteristics of flexible materials

Dispositifs à semiconducteurs – Dispositifs à semiconducteurs souples et extensibles – Partie 5: Méthode d'essai pour les caractéristiques thermiques des matériaux souples

INTERNATIONAL ELECTROTECHNICAL COMMISSION

COMMISSION ELECTROTECHNIQUE INTERNATIONALE

ICS 31.080.99

ISBN 978-2-8322-6611-3

Warning! Make sure that you obtained this publication from an authorized distributor.
Attention! Veuillez vous assurer que vous avez obtenu cette publication via un distributeur agréé.

AVA Documents
Document Sharing Hub

® Registered trademark of the International Electrotechnical Commission
Marque déposée de la Commission Electrotechnique Internationale

Full document details: IEC 62951-5 2019

CONTENTS

FOREWORD 3
1 Scope 5
2 Normative references 5
3 Terms and definitions 5
4 Testing method 6
4.1 General 6
4.2 Test apparatus 7
4.3 Test procedures 13
4.3.1 General 13
4.3.2 Substrate specimen 13
4.3.3 Thin-film specimen 14
4.4 Report of results 14
Annex A (informative) Example of 3D design of thermoreflectance thermometry 15
Bibliography 16

Figure 1 – Thermoreflectance signals of substrate and thin-film materials as functions of temperature 7
Figure 2 – Reflectance vs. temperature of silicon thin-films (thicknesses of 1,62 μm, 1,64 μm, and 1,67 μm) for the wavelength of 633 nm 7
Figure 3 – Schematic of thermoreflectance thermometry with one laser source that is used for calibration 8
Figure 4 – Schematic of thermoreflectance thermometry with one laser source that is used for measurement 9
Figure 5 – Schematic of thermoreflectance thermometry with two lasers of different wavelengths used for calibration 10
Figure 6 – Schematic of thermoreflectance thermometry with two lasers of different wavelengths used for measurement 11
Figure 7 – Optical reflectance of a silicon thin-film (1,526 μm) at 532 nm and 633 nm as a function of temperature 12
Figure 8 – Reflectance ratio of a silicon thin-film as a function of temperature (λ_1 = 633 nm and λ_2 = 532 nm) 12
Figure 9 – Suspended bending or uniaxial stretching of flexible or stretchable semiconductor materials 13
Figure A.1 – 3D design of dual wavelength thermoreflectance setup 15

Documents
Document Sharing Hub
Full document details: IEC 62951-5 2019

INTERNATIONAL ELECTROTECHNICAL COMMISSION

SEMICONDUCTOR DEVICES – FLEXIBLE AND STRETCHABLE SEMICONDUCTOR DEVICES –

Part 5: Test method for thermal characteristics of flexible materials

FOREWORD

1) The International Electrotechnical Commission (IEC) is a worldwide organization for standardization comprising all national electrotechnical committees (IEC National Committees). The object of IEC is to promote international co-operation on all questions concerning standardization in the electrical and electronic fields. To this end and in addition to other activities, IEC publishes International Standards, Technical Specifications, Technical Reports, Publicly Available Specifications (PAS) and Guides (hereafter referred to as "IEC Publication(s)"). Their preparation is entrusted to technical committees; any IEC National Committee interested in the subject dealt with may participate in this preparatory work. International, governmental and non-governmental organizations liaising with the IEC also participate in this preparation. IEC collaborates closely with the International Organization for Standardization (ISO) in accordance with conditions determined by agreement between the two organizations.
2) The formal decisions or agreements of IEC on technical matters express, as nearly as possible, an international consensus of opinion on the relevant subjects since each technical committee has representation from all interested IEC National Committees.
3) IEC Publications have the form of recommendations for international use and are accepted by IEC National Committees in that sense. While all reasonable efforts are made to ensure that the technical content of IEC Publications is accurate, IEC cannot be held responsible for the way in which they are used or for any misinterpretation by any end user.
4) In order to promote international uniformity, IEC National Committees undertake to apply IEC Publications transparently to the maximum extent possible in their national and regional publications. Any divergence between any IEC Publication and the corresponding national or regional publication shall be clearly indicated in the latter.
5) IEC itself does not provide any attestation of conformity. Independent certification bodies provide conformity assessment services and, in some areas, access to IEC marks of conformity. IEC is not responsible for any services carried out by independent certification bodies.
6) All users should ensure that they have the latest edition of this publication.
7) No liability shall attach to IEC or its directors, employees, servants or agents including individual experts and members of its technical committees and IEC National Committees for any personal injury, property damage or other damage of any nature whatsoever, whether direct or indirect, or for costs (including legal fees) and expenses arising out of the publication, use of, or reliance upon, this IEC Publication or any other IEC Publications.
8) Attention is drawn to the Normative references cited in this publication. Use of the referenced publications is indispensable for the correct application of this publication.
9) Attention is drawn to the possibility that some of the elements of this IEC Publication may be the subject of patent rights. IEC shall not be held responsible for identifying any or all such patent rights.

International Standard IEC 62951-5 has been prepared by IEC technical committee 47: Semiconductor devices.

The text of this International Standard is based on the following documents:

FDIS	Report on voting
47/2534/FDIS	47/2543/RVD

Full information on the voting for the approval of this International Standard can be found in the report on voting indicated in the above table.

This document has been drafted in accordance with the ISO/IEC Directives, Part 2.

A list of all parts in the IEC 62951 series, published under the general title *Semiconductor devices – Flexible and stretchable semiconductor devices*, can be found on the IEC website.

AVA Documents Document Sharing Hub

Full document details: IEC 62951-5 2019

The committee has decided that the contents of this document will remain unchanged until the stability date indicated on the IEC website under "http://webstore.iec.ch" in the data related to the specific document. At this date, the document will be

- reconfirmed,
- withdrawn,
- replaced by a revised edition, or
- amended.

IMPORTANT – The 'colour inside' logo on the cover page of this publication indicates that it contains colours which are considered to be useful for the correct understanding of its contents. Users should therefore print this document using a colour printer.

Documents
Document Sharing Hub

Full document details: IEC 62951-5 2019

SEMICONDUCTOR DEVICES – FLEXIBLE AND STRETCHABLE SEMICONDUCTOR DEVICES –

Part 5: Test method for thermal characteristics of flexible materials

1 Scope

This part of IEC 62951 specifies the test method for thermal characteristics of flexible materials. This document includes terms, definitions, symbols, and test methods that can be used to evaluate and determine thermal characteristics of flexible materials for practical use. The measurement method relies on non-contact optical thermometry that is based on temperature dependent optical reflectance. This document is applicable to both substrate and thin-film flexible semiconductor materials that are subjected to bending and stretching.

2 Normative references

There are no normative references in this document.

3 Terms and definitions

For the purposes of this document, the following terms and definitions apply.

ISO and IEC maintain terminological databases for use in standardization at the following addresses:

- IEC Electropedia: available at http://www.electropedia.org/
- ISO Online browsing platform: available at http://www.iso.org/obp

3.1
reflectance
ρ
ratio of the reflected optical power to the incident optical power at a given wavelength and temperature for a given surface of materials

Note 1 to entry: Reflectance can be defined as the ratio between reflected and incident radiant or luminous flux.

[SOURCE: IEC 60050-845:1987, 845-04-58, modified – temperature dependence of optical reflectance is added.]

3.2
thermoreflectance
temperature dependent optical reflectance of a given surface of materials

Note 1 to entry: Thermoreflectance has nothing to do with thermal reflectance.

3.3
local temperature
T_{loc}
temperature at a local position in a spatially distributed device or system

Documents
Document Sharing Hub
Full document details: IEC 62951-5 2019

3.4
average temperature
T_{avg}
temperature within a substrate averaged over an area of interest at a given time

$$T_{avg} = \frac{1}{n}\sum_{i=1}^{n} T_{loc}(i) \quad (1)$$

where

n is the total number of measurement point

$T_{loc}(i)$ is the local temperature at the ith measurement point

3.5
initial temperature
T_i
local or average temperatures when the sample is about to be powered on (t = 0)

3.6
final temperature
T_f
local or average temperatures when the sample is about to be powered off ($t = t_f$)

3.7
thermal time constant
τ
time taken to reach 63,2 % of the difference between the initial and the final temperatures

3.8
substrate
materials that are more than 20 times thick of the wavelength of the probing laser

Note 1 to entry: For 633 nm, the thickness criterion to determine the substrate materials is larger than approximately 12,7 µm.

3.9
thin-film
materials that are less than 20 times thick of the wavelength of the probing laser

Note 1 to entry: For 633 nm, the thickness criterion to determine the thin-film materials is less than approximately 12,7 µm.

4 Testing method

4.1 General

Thermoreflectance is one of non-contact optical thermal characterization techniques that relies on the change of refractive index of materials as a function of temperature. Depending on their thickness, flexible semiconductor materials can be categorized as either substrate or thin-film. For substrate materials, their optical reflectance values change linearly with temperature. However, optical reflectance values of thin-film materials show highly non-linear behaviours as shown in Figure 1. For thin-films, non-linear optical reflectance is also strongly dependent on the sample thickness as shown in Figure 2. Such a non-linearity requires reflectance measurements at multiple wavelengths. Once optical reflectance values at one or more wavelengths are calibrated at various temperatures, thermal characterization is enabled.

Documents
Document Sharing Hub
Full document details: IEC 62951-5 2019

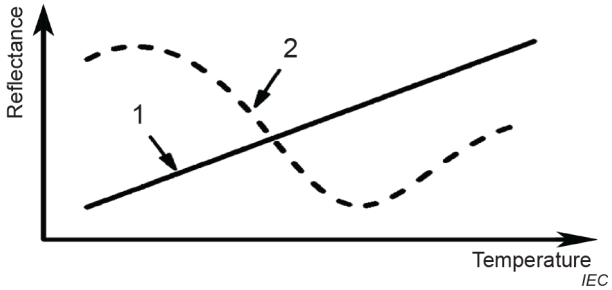

Key

1 Substrate

2 Thin-film

Figure 1 – Thermoreflectance signals of substrate and thin-film materials as functions of temperature

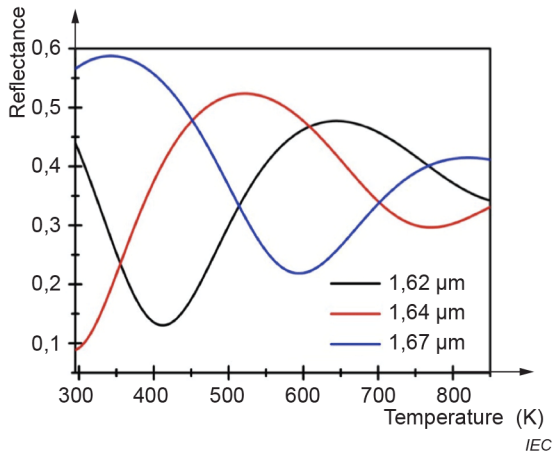

Figure 2 – Reflectance vs. temperature of silicon thin-films (thicknesses of 1,62 µm, 1,64 µm, and 1,67 µm) for the wavelength of 633 nm

4.2 Test apparatus

In case of substrate materials, thermoreflectance signals at a given wavelength tend to change linearly with increasing temperature. Thin-film materials, however, exhibit highly non-linear thermoreflectance behaviours as temperature increases. Therefore, single wavelength optical probing is necessary and sufficient for substrate flexible semiconductor materials and at least dual wavelength probing is required for thin-film materials. Thermoreflectance ratio at different wavelengths is still non-linear with temperature but can provide an acceptable match with the theoretical estimation and more precise temperature measurements. Figure 3 and Figure 4 show schematics of thermoreflectance thermometry with one laser source used for calibration and measurement (for example, wavelength, $\lambda = 633$ nm herein but other wavelength can be used), respectively. For calibration, heating or cooling blocks with fixed temperature are used. The substrate is joule heated with DC or AC (simple periodic sine) power supplies for actual measurements.

Documents
Document Sharing Hub
Full document details: IEC 62951-5 2019

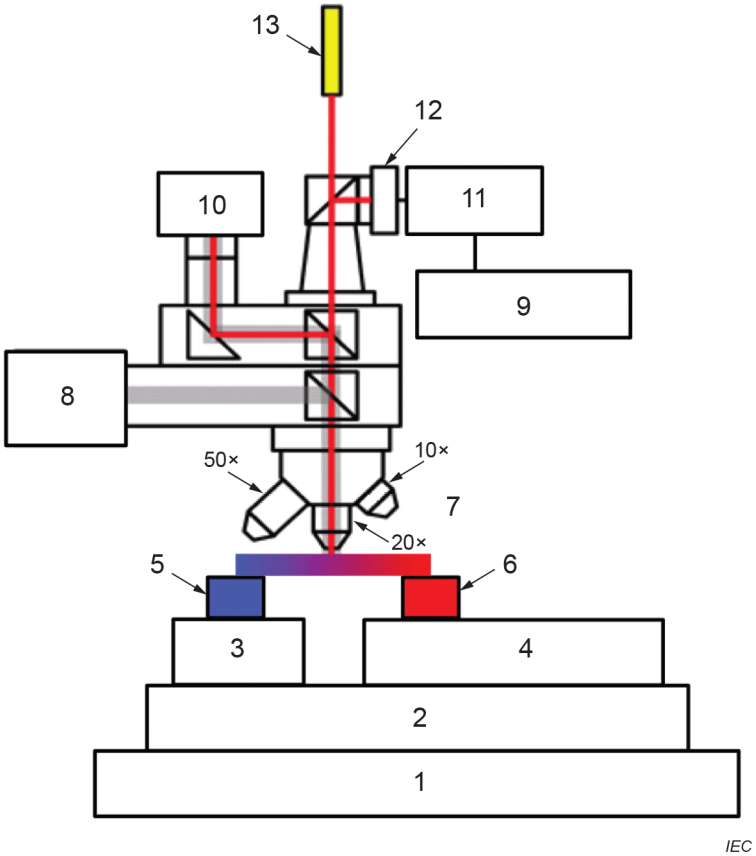

Key

1	Goniometer	2	Motorized xy stages
3	Fixed stage	4	Motorized linear stage
5	Cold temperature block	6	Hot temperature block
7	Objective lens	8	Halogen lamp
9	Multimeter	10	CCD
11	Variable terminal	12	Silicon detector
13	Laser		

NOTE The wavelength of the laser, λ, is 633 nm for this example but other wavelength can be used.

Figure 3 – Schematic of thermoreflectance thermometry with one laser source that is used for calibration

Documents
Document Sharing Hub
Full document details: IEC 62951-5 2019

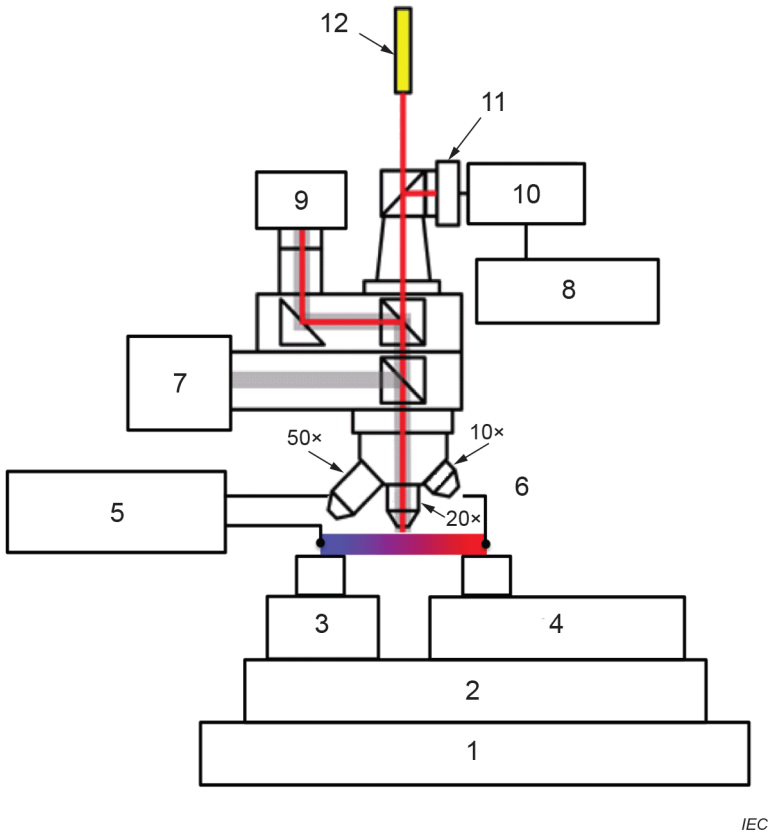

Key

1	Goniometer	2	Motorized xy stages
3	Fixed stage	4	Motorized linear stage
5	DC or AC power supply	6	Objective lens
7	Halogen lamp	8	Multimeter
9	CCD	10	Variable terminal
11	Silicon detector	12	Laser

NOTE The wavelength of the laser, λ , is 633 nm for this example but other wavelength can be used.

Figure 4 – Schematic of thermoreflectance thermometry with one laser source that is used for measurement

Figure 5 and Figure 6 show schematics of thermoreflectance thermometry with two lasers of different wavelengths that are well suited for thin-film materials but can be generally applicable to substrate materials. Three dimensional design of the dual wavelength thermoreflectance setup is also shown in Annex A. For calibration, heating or cooling blocks with fixed temperature are used. The substrate is joule heated with DC or AC (simple periodic sine) power supplies for actual measurements.

For tight focusing (or smaller focal spots), lasers in setups shown in Figures 3, 4, 5 and 6 are expanded by a beam expander and focused onto a sample under test using a microscope objective lens attached to a turret. The focal spot (d_0) is determined by

$$d_0 = \frac{2f\lambda}{D} \tag{2}$$

Documents
Document Sharing Hub
Full document details: IEC 62951-5 2019

where, f is the focal length of the lens, D is the beam diameter at the lens entrance, and λ is the wavelength. Typically, 5x expansion is sufficient. The reflected light travels backwards and is guided towards a silicon photodetector. The photocurrent generated in the silicon detector is converted into a voltage via a variable terminal or a transimpedance amplifier and measured with a digital multimeter or a lock-in amplifier.

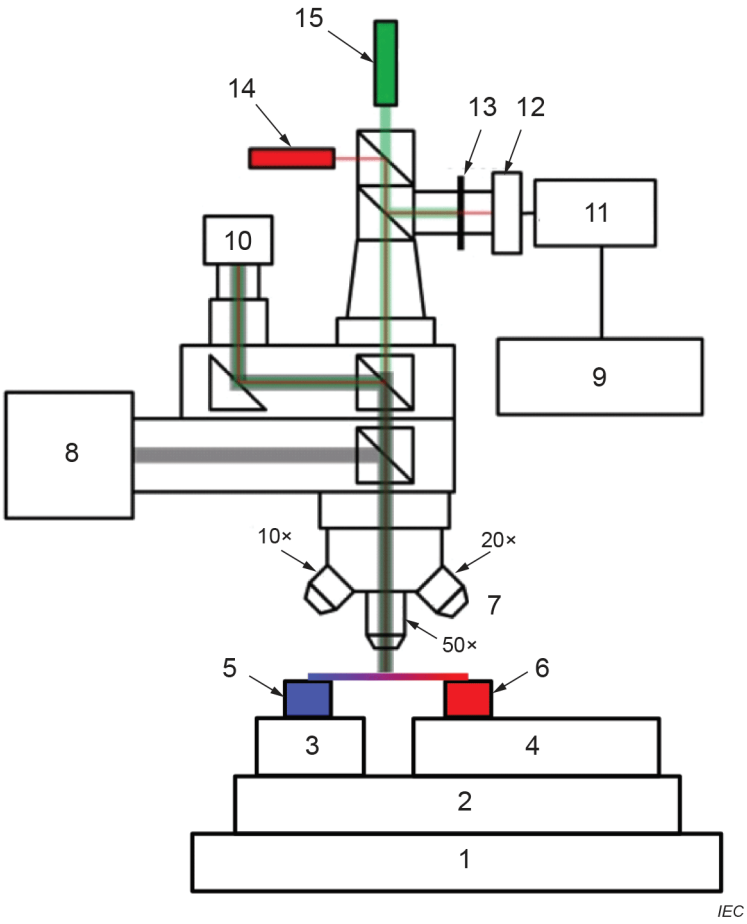

Key

1	Goniometer	2	Motorized xy stages
3	Fixed stage	4	Motorized linear stage
5	Cold temperature block	6	Hot temperature block
7	Objective lens	8	Halogen lamp
9	Multimeter	10	CCD
11	Variable terminal	12	Silicon detector
13	Low or high pass filter	14	Laser 1
15	Laser 2		

NOTE The wavelengths of the laser 1 and laser 2, λ_1 and λ_2, are 633 nm and 532 nm for this example but other wavelengths can be used.

Figure 5 – Schematic of thermoreflectance thermometry with two lasers of different wavelengths used for calibration

Documents
Document Sharing Hub
Full document details: IEC 62951-5 2019