IEEE STANDARDS ASSOCIATION

IEEE Standard for
Local and metropolitan area networks—

Link Aggregation—Corrigendum 1: Technical and editorial corrections

IEEE Computer Society

Sponsored by the
LAN/MAN Standards Committee

IEEE
3 Park Avenue
New York, NY 10016-5997
USA

IEEE Std 802.1AX™-2014/Cor 1-2017
(Corrigendum to
IEEE Std 802.1AX-2014)

Documents
Document Sharing Hub

Authorized licensed use limited to: Tsinghua University. Downloaded on February 26,2026 at 03:03:31 UTC from IEEE Xplore. Restrictions apply.

Full document details: IEEE 802.1AX-2014/Cor 1-2017

IEEE Std 802.1AX™-2014/Cor 1-2017
(Corrigendum to
IEEE Std 802.1AX-2014)

IEEE Standard for
Local and metropolitan area networks—

Link Aggregation—Corrigendum 1: Technical and editorial corrections

Sponsor

LAN/MAN Standards Committee
of the
IEEE Computer Society

Approved 14 February 2017
IEEE-SA Standards Board

Documents
Document Sharing Hub

Authorized licensed use limited to: Tsinghua University. Downloaded on February 26,2026 at 03:03:31 UTC from IEEE Xplore. Restrictions apply.

Full document details: IEEE 802.1AX-2014/Cor 1-2017

Abstract: Technical and editorial corrections are provided in this corrigendum to IEEE Std 802.1AX-2014.

Keywords: Aggregated Link, Aggregator, corrigendum, Distributed Resilient Network Interconnect, DRNI, IEEE 802®, IEEE 802.1AX™, interconnect, Link Aggregation, Link Aggregation Group, local area network, management, Network-Network Interface, NNI

The Institute of Electrical and Electronics Engineers, Inc.
3 Park Avenue, New York, NY 10016-5997, USA

Copyright © 2017 by the Institute of Electrical and Electronics Engineers, Inc.
All rights reserved. Published 28 March 2017. Printed in the United States of America.

IEEE and 802 are registered trademarks in the U.S. Patent & Trademark Office, owned by the Institute of Electrical and Electronics Engineers, Incorporated.

PDF: ISBN 978-1-5044-3729-5 STD22417

IEEE prohibits discrimination, harassment, and bullying. For more information, visit http://www.ieee.org/web/aboutus/whatis/policies/p9-26.html.
No part of this publication may be reproduced in any form, in an electronic retrieval system or otherwise, without the prior written permission of the publisher.

Copyright © 2017 IEEE. All rights reserved.

Documents
Document Sharing Hub

Authorized licensed use limited to: Tsinghua University. Downloaded on February 26,2026 at 03:03:31 UTC from IEEE Xplore. Restrictions apply.

Full document details: IEEE 802.1AX-2014/Cor 1-2017

Important Notices and Disclaimers Concerning IEEE Standards Documents

IEEE documents are made available for use subject to important notices and legal disclaimers. These notices and disclaimers, or a reference to this page, appear in all standards and may be found under the heading "Important Notice" or "Important Notices and Disclaimers Concerning IEEE Standards Documents."

Notice and Disclaimer of Liability Concerning the Use of IEEE Standards Documents

IEEE Standards documents (standards, recommended practices, and guides), both full-use and trial-use, are developed within IEEE Societies and the Standards Coordinating Committees of the IEEE Standards Association ("IEEE-SA") Standards Board. IEEE ("the Institute") develops its standards through a consensus development process, approved by the American National Standards Institute ("ANSI"), which brings together volunteers representing varied viewpoints and interests to achieve the final product. Volunteers are not necessarily members of the Institute and participate without compensation from IEEE. While IEEE administers the process and establishes rules to promote fairness in the consensus development process, IEEE does not independently evaluate, test, or verify the accuracy of any of the information or the soundness of any judgments contained in its standards.

IEEE does not warrant or represent the accuracy or content of the material contained in its standards, and expressly disclaims all warranties (express, implied and statutory) not included in this or any other document relating to the standard, including, but not limited to, the warranties of: merchantability; fitness for a particular purpose; non-infringement; and quality, accuracy, effectiveness, currency, or completeness of material. In addition, IEEE disclaims any and all conditions relating to: results; and workmanlike effort. IEEE standards documents are supplied "AS IS" and "WITH ALL FAULTS."

Use of an IEEE standard is wholly voluntary. The existence of an IEEE standard does not imply that there are no other ways to produce, test, measure, purchase, market, or provide other goods and services related to the scope of the IEEE standard. Furthermore, the viewpoint expressed at the time a standard is approved and issued is subject to change brought about through developments in the state of the art and comments received from users of the standard.

In publishing and making its standards available, IEEE is not suggesting or rendering professional or other services for, or on behalf of, any person or entity nor is IEEE undertaking to perform any duty owed by any other person or entity to another. Any person utilizing any IEEE Standards document, should rely upon his or her own independent judgment in the exercise of reasonable care in any given circumstances or, as appropriate, seek the advice of a competent professional in determining the appropriateness of a given IEEE standard.

IN NO EVENT SHALL IEEE BE LIABLE FOR ANY DIRECT, INDIRECT, INCIDENTAL, SPECIAL, EXEMPLARY, OR CONSEQUENTIAL DAMAGES (INCLUDING, BUT NOT LIMITED TO: PROCUREMENT OF SUBSTITUTE GOODS OR SERVICES; LOSS OF USE, DATA, OR PROFITS; OR BUSINESS INTERRUPTION) HOWEVER CAUSED AND ON ANY THEORY OF LIABILITY, WHETHER IN CONTRACT, STRICT LIABILITY, OR TORT (INCLUDING NEGLIGENCE OR OTHERWISE) ARISING IN ANY WAY OUT OF THE PUBLICATION, USE OF, OR RELIANCE UPON ANY STANDARD, EVEN IF ADVISED OF THE POSSIBILITY OF SUCH DAMAGE AND REGARDLESS OF WHETHER SUCH DAMAGE WAS FORESEEABLE.

Copyright © 2017 IEEE. All rights reserved.
Authorized licensed use limited to: Tsinghua University. Downloaded on February 26,2026 at 03:03:31 UTC from IEEE Xplore. Restrictions apply.
Documents
Document Sharing Hub
Full document details: IEEE 802.1AX-2014/Cor 1-2017

Translations

The IEEE consensus development process involves the review of documents in English only. In the event that an IEEE standard is translated, only the English version published by IEEE should be considered the approved IEEE standard.

Official statements

A statement, written or oral, that is not processed in accordance with the IEEE-SA Standards Board Operations Manual shall not be considered or inferred to be the official position of IEEE or any of its committees and shall not be considered to be, or be relied upon as, a formal position of IEEE. At lectures, symposia, seminars, or educational courses, an individual presenting information on IEEE standards shall make it clear that his or her views should be considered the personal views of that individual rather than the formal position of IEEE.

Comments on standards

Comments for revision of IEEE Standards documents are welcome from any interested party, regardless of membership affiliation with IEEE. However, IEEE does not provide consulting information or advice pertaining to IEEE Standards documents. Suggestions for changes in documents should be in the form of a proposed change of text, together with appropriate supporting comments. Since IEEE standards represent a consensus of concerned interests, it is important that any responses to comments and questions also receive the concurrence of a balance of interests. For this reason, IEEE and the members of its societies and Standards Coordinating Committees are not able to provide an instant response to comments or questions except in those cases where the matter has previously been addressed. For the same reason, IEEE does not respond to interpretation requests. Any person who would like to participate in revisions to an IEEE standard is welcome to join the relevant IEEE working group.

Comments on standards should be submitted to the following address:

Secretary, IEEE-SA Standards Board
445 Hoes Lane
Piscataway, NJ 08854 USA

Laws and regulations

Users of IEEE Standards documents should consult all applicable laws and regulations. Compliance with the provisions of any IEEE Standards document does not imply compliance to any applicable regulatory requirements. Implementers of the standard are responsible for observing or referring to the applicable regulatory requirements. IEEE does not, by the publication of its standards, intend to urge action that is not in compliance with applicable laws, and these documents may not be construed as doing so.

Copyrights

IEEE draft and approved standards are copyrighted by IEEE under U.S. and international copyright laws. They are made available by IEEE and are adopted for a wide variety of both public and private uses. These include both use, by reference, in laws and regulations, and use in private self-regulation, standardization, and the promotion of engineering practices and methods. By making these documents available for use and adoption by public authorities and private users, IEEE does not waive any rights in copyright to the documents.

Copyright © 2017 IEEE. All rights reserved.
Authorized licensed use limited to: Tsinghua University. Downloaded on February 26,2026 at 03:03:31 UTC from IEEE Xplore. Restrictions apply.
Documents
Document Sharing Hub
Full document details: IEEE 802.1AX-2014/Cor 1-2017

Photocopies

Subject to payment of the appropriate fee, IEEE will grant users a limited, non-exclusive license to photocopy portions of any individual standard for company or organizational internal use or individual, non-commercial use only. To arrange for payment of licensing fees, please contact Copyright Clearance Center, Customer Service, 222 Rosewood Drive, Danvers, MA 01923 USA; +1 978 750 8400. Permission to photocopy portions of any individual standard for educational classroom use can also be obtained through the Copyright Clearance Center.

Updating of IEEE Standards documents

Users of IEEE Standards documents should be aware that these documents may be superseded at any time by the issuance of new editions or may be amended from time to time through the issuance of amendments, corrigenda, or errata. An official IEEE document at any point in time consists of the current edition of the document together with any amendments, corrigenda, or errata then in effect.

Every IEEE standard is subjected to review at least every ten years. When a document is more than ten years old and has not undergone a revision process, it is reasonable to conclude that its contents, although still of some value, do not wholly reflect the present state of the art. Users are cautioned to check to determine that they have the latest edition of any IEEE standard.

In order to determine whether a given document is the current edition and whether it has been amended through the issuance of amendments, corrigenda, or errata, visit the IEEE-SA Website at http://ieeexplore.ieee.org/browse/standards/collection/ieee or contact IEEE at the address listed previously. For more information about the IEEE SA or IEEE's standards development process, visit the IEEE-SA Website at http://standards.ieee.org.

Errata

Errata, if any, for all IEEE standards can be accessed on the IEEE-SA Website at the following URL: http://standards.ieee.org/findstds/errata/index.html. Users are encouraged to check this URL for errata periodically.

Patents

Attention is called to the possibility that implementation of this standard may require use of subject matter covered by patent rights. By publication of this standard, no position is taken by the IEEE with respect to the existence or validity of any patent rights in connection therewith. If a patent holder or patent applicant has filed a statement of assurance via an Accepted Letter of Assurance, then the statement is listed on the IEEE-SA Website at http://standards.ieee.org/about/sasb/patcom/patents.html. Letters of Assurance may indicate whether the Submitter is willing or unwilling to grant licenses under patent rights without compensation or under reasonable rates, with reasonable terms and conditions that are demonstrably free of any unfair discrimination to applicants desiring to obtain such licenses.

Essential Patent Claims may exist for which a Letter of Assurance has not been received. The IEEE is not responsible for identifying Essential Patent Claims for which a license may be required, for conducting inquiries into the legal validity or scope of Patents Claims, or determining whether any licensing terms or conditions provided in connection with submission of a Letter of Assurance, if any, or in any licensing agreements are reasonable or non-discriminatory. Users of this standard are expressly advised that determination of the validity of any patent rights, and the risk of infringement of such rights, is entirely their own responsibility. Further information may be obtained from the IEEE Standards Association.

Copyright © 2017 IEEE. All rights reserved.
Authorized licensed use limited to: Tsinghua University. Downloaded on February 26,2026 at 03:03:31 UTC from IEEE Xplore. Restrictions apply.
Documents
Document Sharing Hub
Full document details: IEEE 802.1AX-2014/Cor 1-2017

Participants

At the time this standard was completed, the IEEE 802.1 working group had the following membership:

Glenn Parsons, *Chair*
John Messenger, *Vice Chair, Maintenance Task Group Chair*
János Farkas, *Editor*
Stephen Haddock, *Editor*

SeoYoung Baek
Shenghua Bao
Jens Bierschenk
Steinar Bjornstad
Christian Boiger
Paul Bottorff
David Chen
Feng Chen
Weiying Cheng
Rodney Cummings
Norman Finn
Geoffrey Garner
Eric W. Gray
Craig Gunther
Marina Gutierrez
Mark Hantel
Patrick Heffernan
Marc Holness
Lu Huang
Tony Jeffree
Michael Johas Teener
Hal Keen
Stephan Kehrer
Philippe Klein
Jouni Korhonen
Yizhou Li
Christophe Mangin
Tom McBeath
James McIntosh
Tero Mustala
Hiroki Nakano
Bob Noseworthy
Donald R. Pannell
Walter Pienciak
Michael Potts
Karen Randall
Maximilian Riegel
Dan Romascanu
Jessy V. Rouyer
Eero Ryytty
Soheil Samii
Behcet Sarikaya
Frank Schewe
Michael Seaman
Johannes Specht
Wilfried Steiner
Patricia Thaler
Paul Unbehagen
Hao Wang
Karl Weber
Brian Weis
Jordon Woods
Nader Zein
Helge Zinner
Juan Carlos Zuniga

The following members of the individual balloting committee voted on this standard. Balloters may have voted for approval, disapproval, or abstention.

Thomas Alexander
Butch Anton
Christian Boiger
Nancy Bravin
William Byrd
Juan Carreon
Yesenia Cevallos
Minho Cheong
Keith Chow
Charles Cook
Sourav Dutta
János Farkas
Yukihiro Fujimoto
Joel Goergen
Randall Groves
Stephen Haddock
Marek Hajduczenia
Marco Hernandez
Werner Hoelzl
Rita Horner
Noriyuki Ikeuchi
Sergiu Iordanescu
Atsushi Ito
Raj Jain
Tony Jeffree
Michael Johas Teener
Piotr Karocki
Stuart Kerry
Arthur H. Light
Elvis Maculuba
Roger Marks
John Messenger
Matthew Mora
Michael Newman
Nick S. A. Nikjoo
Satoshi Obara
Stephen Palm
Arumugam Paventhan
Clinton Powell
Alon Regev
Maximilian Riegel
Dan Romascanu
Jessy Rouyer
Frank Schewe
Takeshi Shimizu
Thomas Starai
Walter Struppler
Patricia Thaler
Mark-Rene Uchida
Alexander Umnov
Dmitri Varsanofiev
Prabodh Varshney
George Vlantis
Andreas Wolf
Oren Yuen
Zhen Zhou

Copyright © 2017 IEEE. All rights reserved.
Authorized licensed use limited to: Tsinghua University. Downloaded on February 26,2026 at 03:03:31 UTC from IEEE Xplore. Restrictions apply.
Documents
Document Sharing Hub
Full document details: IEEE 802.1AX-2014/Cor 1-2017

When the IEEE-SA Standards Board approved this standard on 14 February 2017, it had the following membership:

Jean-Philippe Faure, *Chair*
Vacant Position, *Vice-Chair*
John D. Kulick, *Past Chair*
Konstantinos Karachalios, *Secretary*

Chuck Adams
Masayuki Ariyoshi
Ted Burse
Stephen Dukes
Doug Edwards
J. Travis Griffith
Gary Hoffman
Michael Janezic
Thomas Koshy
Joseph L. Koepfinger*
Kevin Lu
Daleep Mohla
Damir Novosel
Ronald C. Petersen
Annette D. Reilly
Robby Robson
Dorothy Stanley
Adrian Stephens
Mehmet Ulema
Phil Wennblom
Howard Wolfman
Yu Yuan

*Member Emeritus

Copyright © 2017 IEEE. All rights reserved.
Authorized licensed use limited to: Tsinghua University. Downloaded on February 26,2026 at 03:03:31 UTC from IEEE Xplore. Restrictions apply.
Documents
Document Sharing Hub
Full document details: IEEE 802.1AX-2014/Cor 1-2017

Introduction

This introduction is not part of IEEE Std 802.1AX-2014/Cor 1-2017, IEEE Standard for Local and metropolitan area networks—Link Aggregation—Corrigendum 1.

This standard contains state-of-the-art material. The area covered by this standard is undergoing evolution. Revisions are anticipated within the next few years to clarify existing material, to correct possible errors, and to incorporate new related material. Information on the current revision state of this and other IEEE 802 standards may be obtained from

Secretary, IEEE-SA Standards Board
445 Hoes Lane
Piscataway, NJ 08854
USA

Copyright © 2017 IEEE. All rights reserved.
Authorized licensed use limited to: Tsinghua University. Downloaded on February 26,2026 at 03:03:31 UTC from IEEE Xplore. Restrictions apply.
Documents
Document Sharing Hub
Full document details: IEEE 802.1AX-2014/Cor 1-2017

Contents

6. Link Aggregation 11

6.1 Overview 11
6.1.1 Goals and objectives 11
6.4.2 LACPDU structure and encoding 11
6.4.7 Variables associated with each Aggregation Port 15
6.4.8 Variables used for managing the operation of the state machines 16
6.4.9 Functions 16
6.4.12 Receive machine 17
6.4.16 Transmit machine 19
6.6 Conversation-sensitive frame collection and distribution 20
6.6.1 Conversation-sensitive collection and distribution state diagrams 20
6.6.2 Conversation-sensitive LACP state diagrams 21
6.7.5 LACP configuration for dual-homed Systems 29

7. Management 31

7.3 Management for Link Aggregation 35

9. Distributed Resilient Network Interconnect 38

9.2 Distributed Relay 38
9.3 Distributed Relay operation and procedures 38
9.3.2 Intra-Portal Link 38
9.4 Distributed Relay Control Protocol 38
9.4.3 DRCPDU structure and encoding 38
9.4.14 DRCPDU Receive machine 38

Annex D (normative) SMIv2 MIB definitions for Link Aggregation 40

D.6 Definitions for Link Aggregation MIB 43

Copyright © 2017 IEEE. All rights reserved.
Authorized licensed use limited to: Tsinghua University. Downloaded on February 26,2026 at 03:03:31 UTC from IEEE Xplore. Restrictions apply.
Documents
Document Sharing Hub
Full document details: IEEE 802.1AX-2014/Cor 1-2017

IEEE Standard for
Local and metropolitan area networks—

Link Aggregation—Corrigendum 1: Technical and editorial corrections

NOTE—The editing instructions contained in this corrigendum define how to merge the material contained therein into the existing base standard. The editing instructions are shown in ***bold italic***. Four editing instructions are used: change, delete, insert, and replace. ***Change*** is used to make corrections in existing text or tables. The editing instruction specifies the location of the change and describes what is being changed by using ~~strikethrough~~ (to remove old material) and underscore (to add new material). ***Delete*** removes existing material. ***Insert*** adds new material without disturbing the existing material. Deletions and insertions may require renumbering. If so, renumbering instructions are given in the editing instruction. ***Replace*** is used to make changes in figures or equations by removing the existing figure or equation and replacing it with a new one. Editing instructions, change markings, and this NOTE will not be carried over into future editions because the changes will be incorporated into the base standard.

Documents
Document Sharing Hub

Authorized licensed use limited to: Tsinghua University. Downloaded on February 26,2026 at 03:03:31 UTC from IEEE Xplore. Restrictions apply.
Copyright © 2017 IEEE. All rights reserved.
Full document details: IEEE 802.1AX-2014/Cor 1-2017

6. Link Aggregation

6.1 Overview

6.1.1 Goals and objectives

Change item o) as follows:

o) **Multipoint Aggregations**—The mechanisms specified in this clause ~~do not~~ support a~~ggregations among more than two~~ System~~s~~ that forms a Link Aggregation Group with another individual System or with a Portal consisting of up to three Systems. (See Clause 9~~, Distributed Resilient Network Interconnect,~~ for ~~aggregations among two Portals each consisting of up to three Systems~~ mechanisms that support a Portal forming a Link Aggregation group with an individual System or with another Portal.)

6.4.2 LACPDU structure and encoding

6.4.2.1 Transmission and representation of octets

Change item d) as follows:

d) When consecutive octets are used to represent a MAC address, the least significant bit of the first octet is assigned the value of the first bit of the MAC address, the next most significant bit the value of the second bit of the MAC address, and so on through the eighth bit. Similarly, the least significant through most significant bits of the second octet are assigned the value of the ninth through ~~seventeenth~~sixteenth bits of the MAC address, and so on for all the octets of the MAC address.

6.4.2.4 Version 2 TLVs

Change 6.4.2.4.1 as follows:

6.4.2.4.1 Port Algorithm TLV

This TLV is required to support the Conversation-sensitive LACP operation (6.6.2) and shall be present on all Version 2 LACPDU exchanges. The Port Algorithm TLV structure shall be as shown in Figure 6-9 and as further described in the following field definitions:

TLV_type = Port Algorithm	1
Port_Algortithm_Length = 6	1
Actor_Port_Algorithm	4

Figure 6-9—Port Algorithm TLV

a) *TLV_type = Port Algorithm.* This field indicates the nature of the information carried in this TLV-tuple. The Port Algorithm TLV is identified by the integer value 0x04.
b) *Port_Algorithm_Length.* This field indicates the length (in octets) of this TLV-tuple. The Port Algorithm TLV uses a length value of 6 (0x06).
c) *Actor_Port_Algorithm.* This field contains the value of the Actor_Oper_Port_Algorithm ~~algorithm~~ used to assign frames to Port Conversation IDs. It consists of the 3-octet organizationally unique identifier (OUI) or Company Identifier (CID) identifying the organization that is responsible for this

Copyright © 2017 IEEE. All rights reserved.
Authorized licensed use limited to: Tsinghua University. Downloaded on February 26,2026 at 03:03:31 UTC from IEEE Xplore. Restrictions apply.
Documents
Document Sharing Hub
Full document details: IEEE 802.1AX-2014/Cor 1-2017

algorithm and one following octet used to identify the Port Algorithm by that organization. ~~always set equal to aAggPortAlgorithm (7.3.1.1.33).~~ Table 6-4 provides the IEEE 802.1 OUI (00-80-C2) Port Algorithm encodings.

Table 6-4—IEEE Port Algorithms

Port Algorithm field	Value
Unspecified distribution algorithm	00-80-C2-00 ~~0~~
Distribution based on C-VIDs	00-80-C2-01 ~~1~~
Distribution based on S-VIDs	00-80-C2-02 ~~2~~
Distribution based on I-SIDs	00-80-C2-03 ~~3~~
Distribution based on TE-SIDs	00-80-C2-04 ~~4~~
Distribution based on ECMP Flow Hash	00-80-C2-05 ~~5~~
Reserved	00-80-C2-06 through 00-80-C2-FF ~~6–255~~

Change 6.4.2.4.2 as follows:

6.4.2.4.2 Port Conversation ID Digest TLV

This TLV is required to support the Conversation-sensitive LACP operation (6.6.2) and shall be present on all Version 2 LACPDU exchanges. The Port Conversation ID Digest TLV structure shall be as shown in Figure 6-10 and as further described in the following field definitions:

TLV_type = Port Conversation ID Digest	1
Port_Conversation_ID_Digest_Length = 20	1
Link_Number_ID	2
Actor_Conversation_LinkList_Digest	16

Figure 6-10—Port Conversation ID Digest TLV

a) *TLV_type = Port Conversation ID Digest.* This field indicates the nature of the information carried in this TLV-tuple. The Port Conversation ID Digest TLV is identified by the integer value 0x05.
b) *Port_Conversation_ID_Digest_Length.* This field indicates the length (in octets) of this TLV-tuple. The Port Conversation ID Digest TLV uses a length value of 2 (0x14).
c) *Link_Number_ID.* This field contains the operational value of the Link_Number_ID that is assigned to this Aggregation Port in order to identify Link_Number_ID configuration errors.
d) *Actor_Conversation_LinkList_Digest.* This field contains the value of the MD5 digest ~~Actor_Conversation_LinkList_Digest ()~~ Actor_Oper_Conversation_LinkList_Digest for exchange with the Partner System.

Copyright © 2017 IEEE. All rights reserved.
Authorized licensed use limited to: Tsinghua University. Downloaded on February 26,2026 at 03:03:31 UTC from IEEE Xplore. Restrictions apply.
Full document details: IEEE 802.1AX-2014/Cor 1-2017

Change 6.4.2.4.3 as follows:

6.4.2.4.3 Port Conversation Mask TLVs

There are four Port Conversation Mask TLVs, as follows:

a) Port Conversation Mask-1 TLV
b) Port Conversation Mask-2 TLV
c) Port Conversation Mask-3 TLV
d) Port Conversation Mask-4 TLV

~~If any of the Port Conversation Mask TLVs are to be carried in an LACPDU then~~ When LongLACPDUtransmit is TRUE, all four shall be carried together, ~~and~~ placed in the same order as the preceding list, and include the Port_Oper_Conversation_Mask_1 field in the Port Conversation Mask-1 TLV. When LongLACPDUtransmit is FALSE, only the Port Conversation Mask-1, without the Port_Oper_Conversation_Mask_1 field, shall be present. ~~These TLVs are required to support the Conversation-sensitive LACP operation (6.6.2), and they shall be present on all Long LACPDU exchanges.~~

The Port Conversation Mask-1 TLV structure shall be as shown in Figure 6-11 and as further described in the following field definitions:

TLV_type = Port Conversation Mask-1	1
Port_Conversation_Mask_1_Length = 3 or 131	1
Port_Conversation_Mask_State	1
Port_Oper_Conversation_Mask_1 (if LongLACPDUtransmit == TRUE)	128

Figure 6-11—Port Conversation Mask-1 TLV

e) *TLV_type = Port Conversation Mask-1.* This field indicates the nature of the information carried in this TLV-tuple. The Port Conversation Mask-1 TLV is identified by the integer value 0x06.
f) *Port_Conversation_Mask_1_Length.* This field indicates the length (in octets) of this TLV-tuple. The Port Conversation Mask-1 TLV uses a length value of either 3 (0x03) or 131 (0x83).
g) *Port_Conversation_Mask_State.* The Port Conversation Mask state variables for the Aggregation Port, encoded as individual bits within a single octet, as follows and as illustrated in Figure 6-12:
   1) *ActPar_Sync* is encoded in bit 0. This flag indicates if the Port Conversation Mask used by the Actor's Frame Distributor is the same or not as that used by the Partner's Frame Distributor. TRUE (encoded as a 1) if Partner_Oper_Conversation_Mask == Port_Oper_Conversation_Mask. Its value is otherwise FALSE (encoded as a 0);
   2) *Portal System Isolated (PSI)* is encoded in bit 1. This flag is only applicable for Portal Systems (Clause 9) and is used to indicate if the Portal System is isolated from the other Portal Systems within the Portal (). TRUE (encoded as a 1) if DRF_Neighbor_Oper_DRCP_State.IPP_Activity == FALSE on all IPPs on this Portal System. Its value is otherwise FALSE (encoded as a 0);
   3) *Discard Wrong Conversation (DWC)* is encoded in bit 2. This flag is used to indicate if the Aggregator will discard frames with incorrect Port Conversation IDs. When the Aggregation Port is ready to activate the link (i.e., Actor_Oper_Port_State.Synchronization is TRUE), it ~~It~~ is encoded as a 1 if Discard_Wrong_Conversation == TRUE and as 0 otherwise. When the Aggregation Port is not ready to activate the link (i.e., Actor_Oper_Port_State.Synchronization is FALSE), this bit is transmitted as 0;
   4) All other bits in the octet are reserved for future use. They are transmitted as zero and are ignored on receipt.

Copyright © 2017 IEEE. All rights reserved.
Authorized licensed use limited to: Tsinghua University. Downloaded on February 26,2026 at 03:03:31 UTC from IEEE Xplore. Restrictions apply.
Full document details: IEEE 802.1AX-2014/Cor 1-2017

BIT 0	1	2	3	4	5	6	7
ActPar_Sync	PSI	DWC	Reserved	Reserved	Reserved	Reserved	Reserved

NOTE—Bit ordering within this field is as specified in 6.4.2.1.

Figure 6-12—Bit encoding of the Conversation_Mask_State fields

h) *Port_Oper_Conversation_Mask_1*. ~~This~~ If LongLACPDUtransmit is TRUE, this field contains the Boolean values of the mask for the first 1024 indexed Port Conversation IDs of the Port_Oper_Conversation_Mask Boolean vector encoded in increasing Port Conversation ID order starting from Port Conversation ID 0 up to Port Conversation ID 1023.

The Port Conversation Mask-2 TLV structure shall be as shown in Figure 6-13 and as further described in the following field definitions:

TLV_type = Port Conversation Mask-2	1
Port_Conversation_Mask_2_Length = 130	1
Port_Oper_Conversation_Mask_2	128

Figure 6-13—Port Conversation Mask-2 TLV

i) *TLV_type = Port Conversation Mask-2*. This field indicates the nature of the information carried in this TLV-tuple. The Port Conversation Mask-2 TLV is identified by the integer value 0x07.
j) *Port_Conversation_Mask_2_Length*. This field indicates the length (in octets) of this TLV-tuple. The Port Conversation Mask-2 TLV uses a length value of 130 (0x82).
k) *Port_Oper_Conversation_Mask_2*. This field contains the Boolean values of the mask for the second 1024 indexed Port Conversation IDs of the Port_Oper_Conversation_Mask Boolean vector encoded in increasing Port Conversation ID order starting from Port Conversation ID 1024 up to Port Conversation ID 2047.

The Port Conversation Mask-3 TLV structure shall be as shown in Figure 6-14 and as further described in the following field definitions:

TLV_type = Port Conversation Mask-3	1
Port_Conversation_Mask_3_Length = 130	1
Port_Oper_Conversation_Mask_3	128

Figure 6-14—Port Conversation Mask-3 TLV

l) *TLV_type = Port Conversation Mask-3*. This field indicates the nature of the information carried in this TLV-tuple. The Port Conversation Mask-3 TLV is identified by the integer value 0x08.
m) *Port_Conversation_Mask_3_Length*. This field indicates the length (in octets) of this TLV-tuple. The Port Conversation Mask-3 TLV uses a length value of 130 (0x82).
n) *Port_Oper_Conversation_Mask_3*. This field contains the Boolean values of the mask for the third 1024 indexed Port Conversation IDs of the Port_Oper_Conversation_Mask Boolean vector encoded in increasing Port Conversation ID order starting from Port Conversation ID 2048 up to Port Conversation ID 3071.

Copyright © 2017 IEEE. All rights reserved.
Authorized licensed use limited to: Tsinghua University. Downloaded on February 26,2026 at 03:03:31 UTC from IEEE Xplore. Restrictions apply.
Documents
Document Sharing Hub
Full document details: IEEE 802.1AX-2014/Cor 1-2017

The Port Conversation Mask-4 TLV structure shall be as shown in Figure 6-15 and as further described in the following field definitions:

TLV_type = Port Conversation Mask-4	1
Port_Conversation_Mask_4_Length = 130	1
Port_Oper_Conversation_Mask_4	128

Figure 6-15—Port Conversation Mask-4 TLV

o) *TLV_type = Port Conversation Mask-4.* This field indicates the nature of the information carried in this TLV-tuple. The Port Conversation Mask-4 TLV is identified by the integer value 0x09.
p) *Port_Conversation_Mask_4_Length.* This field indicates the length (in octets) of this TLV-tuple. The Port Conversation Mask-4 TLV uses a length value of 130 (0x82).
q) *Port_Oper_Conversation_Mask_4.* This field contains the Boolean values of the mask for the final 1024 indexed Port Conversation IDs of the Port_Oper_Conversation_Mask Boolean vector encoded in increasing Port Conversation ID order starting from Port Conversation ID 3072 up to Port Conversation ID 4095.

Change 6.4.2.4.4 as follows:

6.4.2.4.4 Port Conversation Service Mapping TLV

This TLV is only required when the Service IDs are different from the Conversation ID. The Port Conversation Service Mapping TLV structure shall be as shown in Figure 6-16 and as further described in the following field definitions:

TLV_type = Port Conversation Service Mapping Digest	1
Port_Conversation_Service_Mapping_Digest_Length = 18	1
Actor_Conversation_Service_Mapping_Digest	16

Figure 6-16—Port Conversation Service Mapping TLV

a) *TLV_type = Port Conversation Service Mapping Digest.* This field indicates the nature of the information carried in this TLV-tuple. The Port Conversation Service Mapping TLV is identified by the integer value 0x0A.
b) *Port_Conversation_Service_Mapping_Digest_Length.* This field indicates the length (in octets) of this TLV-tuple. The Port Conversation Service Mapping TLV uses a length value of 18 (0x12).
c) *Actor_Conversation_Service_Mapping_Digest.* This field contains the value of the MD5 digest ~~computed from aAggAdminServiceConversationMap[] (7.3.1.1.38)~~ Actor_Oper_Conversation_Service_Mapping_Digest for exchange with the Partner System.

6.4.7 Variables associated with each Aggregation Port

Change the name and definition of the variable enable_long_pdu_xmit as follows:

~~enable_long_pdu_xmit~~ Enable_Long_PDU_Xmit
~~A variable~~ An administrative control indicating that Long LACPDUs can be transmitted. TRUE when Long LACPDUs can be transmitted, FALSE when only fixed sized LACPDUs (110 octets) can be transmitted. The variable is only applicable to Version 2 or higher implementations of the protocol.

Copyright © 2017 IEEE. All rights reserved.
Authorized licensed use limited to: Tsinghua University. Downloaded on February 26,2026 at 03:03:31 UTC from IEEE Xplore. Restrictions apply.
Full document details: IEEE 802.1AX-2014/Cor 1-2017

Value: Boolean

6.4.8 Variables used for managing the operation of the state machines

Change the definition of the variable LACP_Enabled as follows:

LACP_Enabled

This variable indicates that the Aggregation Port is operating the LACP. If the link is not a point-to-point link, or the LACP operation is disabled, the value of LACP_Enabled shall be FALSE. Otherwise, the value of LACP_Enabled shall be TRUE.
Value: Boolean

6.4.9 Functions

Change the description of recordDefault as follows:

recordDefault

This function records the default parameter values for the Partner carried in the Partner Admin parameters (Partner_Admin_Port_Number, Partner_Admin_Port_Priority, Partner_Admin_System, Partner_Admin_System_Priority, Partner_Admin_Key, and Partner_Admin_Port_State) as the current Partner operational parameter values (Partner_Oper_Port_Number, Partner_Oper_Port_Priority, Partner_Oper_System, Partner_Oper_System_Priority, Partner_Oper_Key, and Partner_Oper_Port_State) and sets Actor_Oper_Port_State.Defaulted and Partner_Oper_Port_State.Synchronization to TRUE. It also sets the variables Link_Number_ID and Partner_Link_Number_ID to the value of Admin_Link_Number_ID.

Change the description of Enable_Collecting as follows:

Enable_Collecting

This function causes the Aggregator Parser of the Aggregator to which the Aggregation Port is attached to start collecting frames from the Aggregation Port. When Conversation-sensitive collection and distribution is supported, this function also calls the updatePartnerDistributionAlgorithm function (6.6.2.4).

Change the description of Enable_Collecting_Distributing as follows:

Enable_Collecting_Distributing

This function causes the Aggregator Parser of the Aggregator to which the Aggregation Port is attached to start collecting frames from the Aggregation Port, and the Aggregator Multiplexer to start distributing frames to the Aggregation Port. When Conversation-sensitive collection and distribution is supported, this function also calls the updatePartnerDistributionAlgorithm function (6.6.2.4).

Change the description of recordVersionNumber as follows:

recordVersionNumber

This function records the Partner's LACP implementation version as carried in the received LACPDU's *Version Number* field and updates the value of the variable Partner_LACPDU_Version_Number with the received value. If Partner_LACPDU_Version_Number is 1:

The variables Link_Number_ID and Partner_Link_Number_ID are both set to the value of Admin_Link_Number_ID.

This function is only applicable to Version 2 or higher implementations of this protocol.

Copyright © 2017 IEEE. All rights reserved.
Authorized licensed use limited to: Tsinghua University. Downloaded on February 26,2026 at 03:03:31 UTC from IEEE Xplore. Restrictions apply.
Full document details: IEEE 802.1AX-2014/Cor 1-2017

6.4.12 Receive machine

Replace Figure 6-18 with the following:

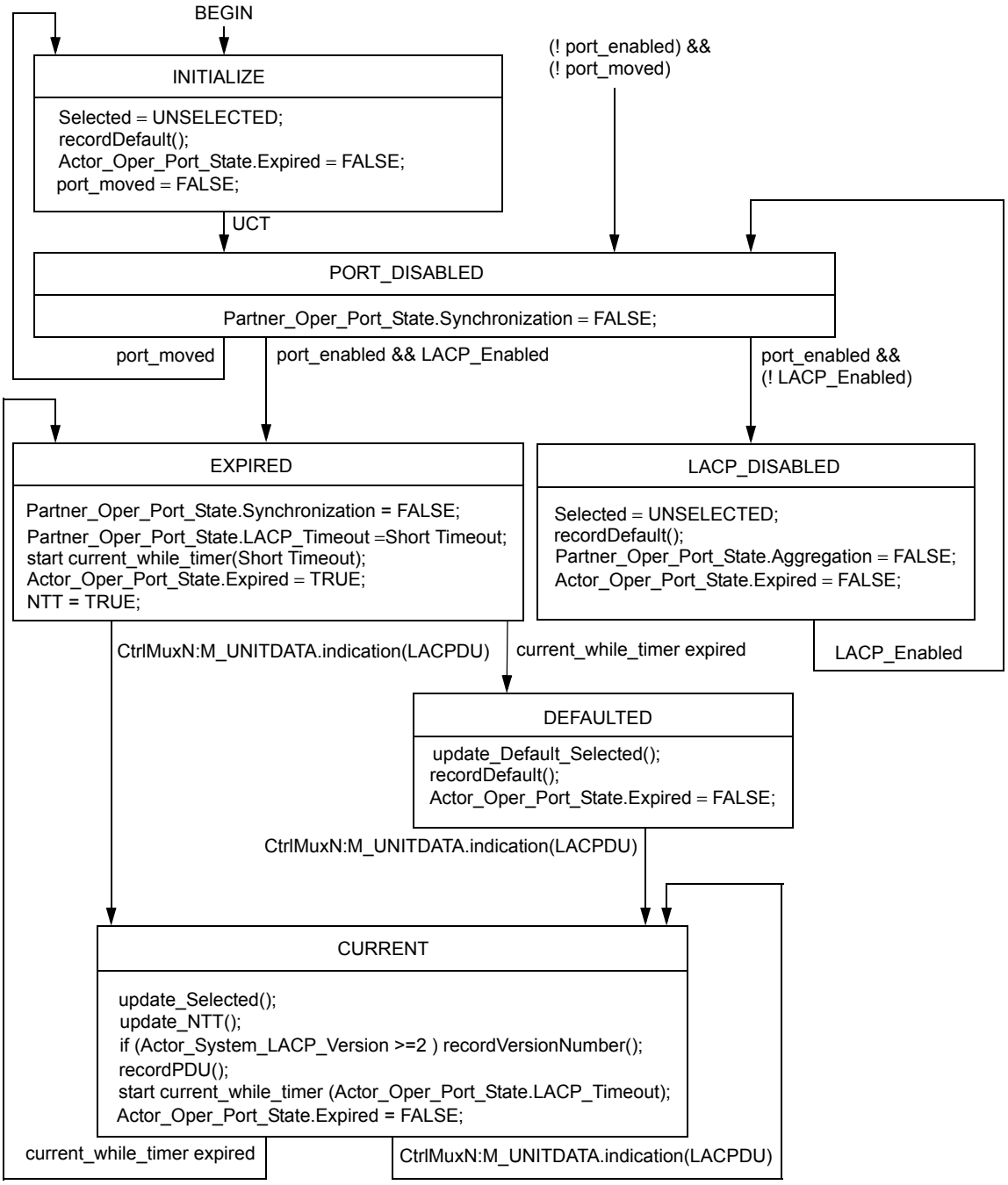

Figure 6-18—Receive machine state diagram

Copyright © 2017 IEEE. All rights reserved.
Authorized licensed use limited to: Tsinghua University. Downloaded on February 26,2026 at 03:03:31 UTC from IEEE Xplore. Restrictions apply.
Documents
Document Sharing Hub
Full document details: IEEE 802.1AX-2014/Cor 1-2017

Change 6.4.14.2 as follows:

6.4.14.2 Selection Logic—Recommended default operation

The recommended default behavior provides an element of determinism (i.e., history independence) in the assignment of Aggregation Ports to Aggregators. It also has the characteristic that no additional MAC addresses are needed, over and above those already assigned to the set of underlying MACs.

NOTE—This standard does not specify any alternative selection rules beyond the recommended set. A wide variety of selection rules are possible within the scope of the requirements stated in 6.4.14.1. In particular, it is possible within these requirements to support implementations that provide fewer Aggregators than Aggregation Ports, as well as implementations designed to minimize configuration changes at the expense of less deterministic behavior.

~~Each Aggregation Port has an Aggregator associated with it, (i.e., the number of Aggregators in the System equals the number of Aggregation Ports supported). Each Aggregation Port/Aggregator pair is assigned the same operational Key and Port Number. When there are multiple Aggregation Ports in an aggregation, the Aggregator that the set of Aggregation Ports selects is the Aggregator with the same Port Number as the lowest-numbered Aggregation Port in the aggregation. Note that this lowest-numbered Aggregation Port may not be in a state that allows data transfer across the link; however, it has selected the Aggregator in question. This is illustrated in Figure 6-20.~~In the default configuration, each Aggregation Port has an Aggregator associated with it (i.e., the number of Aggregators in the System equals the number of Aggregation Ports supported), and each Aggregation Port and each Aggregator is assigned the same operational Key value. This configuration may be altered to assign either of the following:

a) Different Key values to different sets of Aggregation Ports when it is not possible or not desirable to place Aggregation Ports from the different sets into the same Link Aggregation Group, or

b) A given Key value to fewer Aggregators than Aggregation Ports (e.g., to support dual-homed configurations described in 6.7.5).

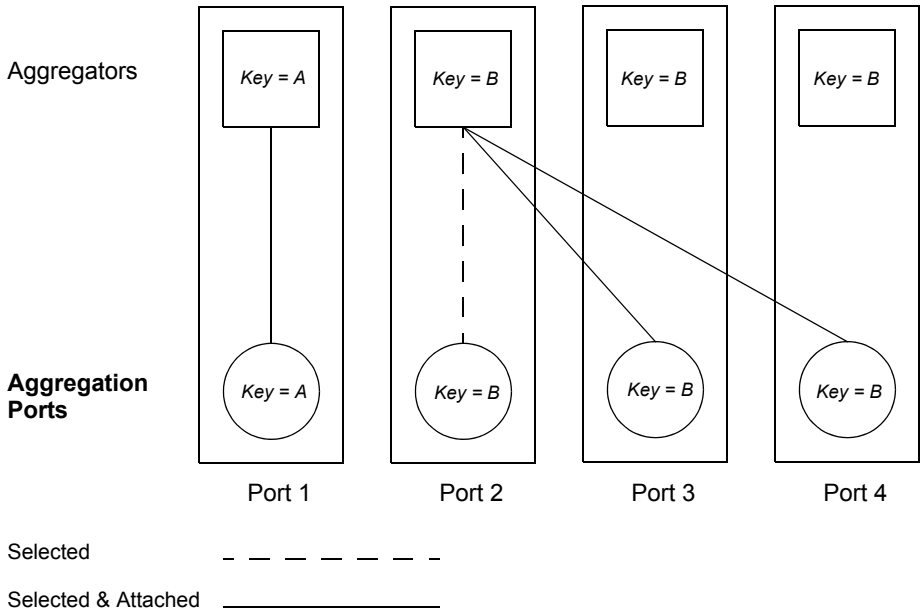

Figure 6-20—Selection of Aggregators

Copyright © 2017 IEEE. All rights reserved.
Authorized licensed use limited to: Tsinghua University. Downloaded on February 26,2026 at 03:03:31 UTC from IEEE Xplore. Restrictions apply.
Full document details: IEEE 802.1AX-2014/Cor 1-2017

If the Aggregation Port is Individual, then the Aggregator selected is always the Aggregation Port's own Aggregator. Otherwise, an Aggregator is selected from the set of Aggregators ~~corresponding to the set of Aggregation Ports that will form the aggregation~~with the same operational Key value as the Aggregation Port. ~~The Aggregator selected is the lowest-numbered Aggregator with the same selection parameters as those of the Aggregation Port~~When multiple Aggregation Ports have the same selection parameters they will select the same Aggregator. These selection parameters are as follows:

a) Actor's System ID
b) Actor's operational Key
c) Partner's System ID
d) Partner's operational Key
e) Individual_Aggregator state (which has to be FALSE)

Whenever possible, the Aggregator selected is the Aggregator associated with the lowest numbered Aggregation Port in the set with the same selection parameters. Note that this lowest Numbered Aggregation Port may not be in a state that allows data transfer across the link; however, it has selected the Aggregator in question. This is illustrated in Figure 6-20. If it is not possible to select the Aggregator associated with the lowest numbered Aggregation Port (e.g., if the lowest numbered Aggregation Port and its associated Aggregator have different operational Key values), then the Aggregator selected can be any Aggregator with a matching Key value that has not been selected by any Aggregation Ports with Port_Enabled set to True. If such an Aggregator cannot be found, then the Aggregation Port does not select an Aggregator until the situation changes and an appropriate Aggregator can be found.

Change 6.4.16 as follows:

6.4.16 Transmit machine

When the Transmit machine creates a LACPDU for transmission, it shall fill in the following fields with the corresponding operational values for this Aggregation Port:

a) Actor_Port and Actor_Port_Priority
b) Actor_System and Actor_System_Priority
c) Actor_Key
d) Actor_State
e) Partner_Port and Partner_Port_Priority
f) Partner_System and Partner_System_Priority
g) Partner_Key
h) Partner_State
i) CollectorMaxDelay

When the Periodic machine is in the NO_PERIODIC state, the Transmit machine shall

— Not transmit any LACPDUs, and
— Set the value of NTT to FALSE.

When the LACP_Enabled variable is TRUE and the NTT (6.4.7) variable is TRUE, the Transmit machine shall ensure that a properly formatted LACPDU (6.4.2) is transmitted [i.e., issue a CtrlMuxN:M_UNITDATA.Request(LACPDU) service primitive], subject to the restriction that no more than three LACPDUs may be transmitted in any Fast_Periodic_Time interval. If NTT is set to TRUE when this limit is in force, the transmission shall be delayed until such a time as the restriction is no longer in force. The NTT variable shall be set to FALSE when the Transmit machine has transmitted a LACPDU.

Copyright © 2017 IEEE. All rights reserved.
Authorized licensed use limited to: Tsinghua University. Downloaded on February 26,2026 at 03:03:31 UTC from IEEE Xplore. Restrictions apply.
Documents
Document Sharing Hub
Full document details: IEEE 802.1AX-2014/Cor 1-2017

If the transmission of a LACPDU is delayed due to the preceding restriction, the information sent in the LACPDU corresponds to the operational values for the Aggregation Port at the time of transmission, not at the time when NTT was first set to TRUE. In other words, the LACPDU transmission model is based upon the transmission of state information that is current at the time an opportunity to transmit occurs, as opposed to queuing messages for transmission.

When the LACP_Enabled variable is FALSE, the Transmit machine shall not transmit any LACPDUs and shall set the value of NTT to FALSE.

In a Version 2 implementation, ~~when enable_long_pdu_xmit and LongLACPDUtransmit are TRUE~~ the transmitted LACPDU ~~will be a Long LACPDU~~ shall include the Version 2 TLVs, formatted as defined in 6.4.2.4 ~~6.4.2 and including the Port Conversation Mask TLVs (6.4.2.4.3)~~. When LongLACPDUtransmit is TRUE, the LACPDU contains all four Port_Oper_Conversation_Mask TLVs including the Port_Oper_Conversation_Mask_1 field in the Port Conversation Mask-1 TLV. When LongLACPDUtransmit is FALSE, the LACPDU contains the Port Conversation Mask-1 TLV without the Port_Oper_Conversation_Mask_1 field, and does not contain the Port Conversation Mask-2 TLV, Port Conversation Mask-3 TLV, or Port Conversation Mask-4 TLV.

Delete 6.4.18 in its entirety.

6.6 Conversation-sensitive frame collection and distribution

Change item d) as follows:

d) TLVs included in LACPDUs allow the Frame Distributor to specify which Conversation IDs are being transmitted on each Aggregation Port. ~~The Frame Collector stores this information in the Collection_Conversation_Mask.~~

6.6.1 Conversation-sensitive collection and distribution state diagrams

6.6.1.1.1 Variables

Insert a new Admin_Discard_Wrong_Conversation variable as follows:

Admin_Discard_Wrong_Conversation

Provides administrative control over the Discard_Wrong_Conversation parameter that determines whether the Frame Collector discards any frame received from an Aggregation Port with a Port Conversation ID not set in Collection_Conversation_Mask. The variable is set equal to aAggAdminDiscardWrongConversation (7.3.1.1.37) and the default value is AUTO.

Values:

FORCE_TRUE: The value of Discard_Wrong_Conversation is always TRUE.

FORCE_FALSE: The value of Discard_Wrong_Conversation is always FALSE.

AUTO: The value of Discard_Wrong_Conversation is TRUE if all of Differ_Port_Algorithms, Differ_Port_Conversation_Digests, and Differ_Conversation_Service_Digests are FALSE, and is FALSE otherwise.

Copyright © 2017 IEEE. All rights reserved.
Authorized licensed use limited to: Tsinghua University. Downloaded on February 26,2026 at 03:03:31 UTC from IEEE Xplore. Restrictions apply.
Full document details: IEEE 802.1AX-2014/Cor 1-2017

Change the description of Discard_Wrong_Conversation as follows:

Discard_Wrong_Conversation

Discard frames with incorrect Port Conversation IDs flag. If TRUE, the Frame Collector discards any frame received from an Aggregation Port with a Port Conversation ID not set in Collection_Conversation_Mask~~, and the Frame Distributor uses only the frame distribution algorithm selected by the aAggPortAlgorithm (7.3.1.1.33)~~. If FALSE, the Frame Collector does not filter frames received from the Aggregation Ports. The variable is set to TRUE if Admin_Discard_Wrong_Conversation is FORCE_TRUE, or if Admin_Discard_Wrong_Conversation is AUTO and all of the variables Differ_Port_Algorithms, Differ_Port_Conversation_Digests, and Differ_Conversation_Service_Digests are FALSE, and is set to FALSE otherwise ~~equal to aAggAdminDiscardWrongConversation (7.3.1.1.37)~~.

Value: Boolean

6.6.1.5 State diagram

Replace Figure 6-29 with the following:

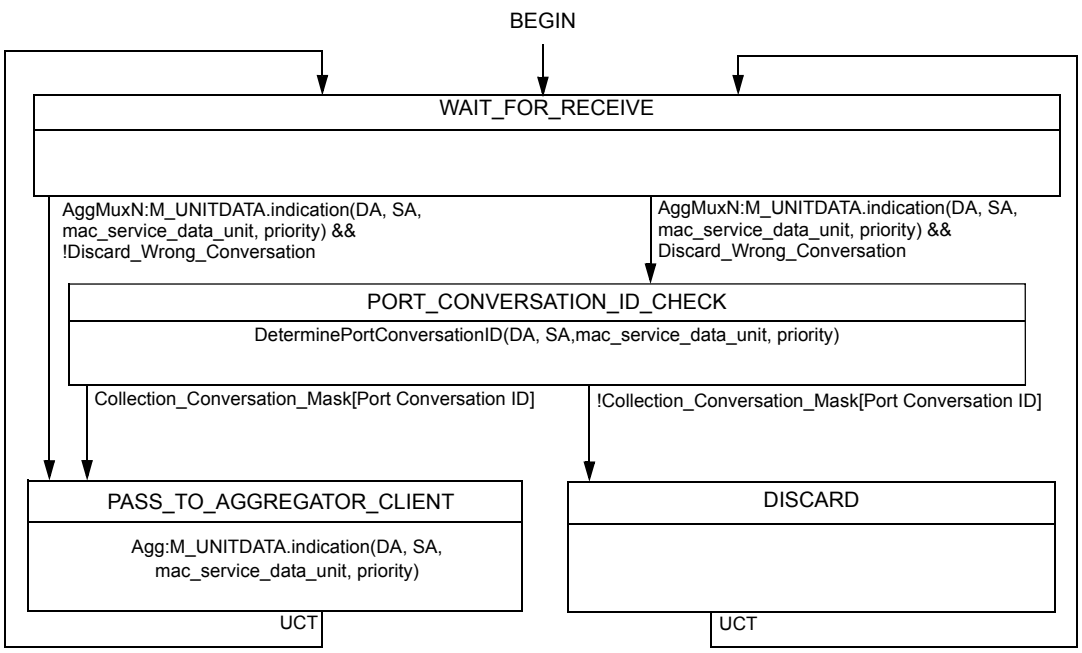

Figure 6-29—Conversation-sensitive collection state diagram

6.6.2 Conversation-sensitive LACP state diagrams

6.6.2.1 Per-Aggregator Variables

Change the description of Conversation_PortList[] as follows:

Conversation_PortList[]

Copyright © 2017 IEEE. All rights reserved.
Authorized licensed use limited to: Tsinghua University. Downloaded on February 26,2026 at 03:03:31 UTC from IEEE Xplore. Restrictions apply.
Documents Document Sharing Hub
Full document details: IEEE 802.1AX-2014/Cor 1-2017

This array holds the mapping of Port Conversation IDs to Aggregation Ports inside the System or Portal, derived from the primary aAggConversationAdminLink[] managed object. An array of 4096 lists, indexed by Conversation ID, that determines which Aggregation Port ~~in this System (or Portal)~~attached to this Aggregator carries which Conversation ID. Each item in the array is a list of the Port IDs (6.3.4) of the Aggregation Ports in this System (or in this Portal, if this Aggregator is attached to a DR Function [9.3]), in priority order from most desired to least desired, for carrying the indexed Conversation ID. This variable is updated by the updateConversationPortList function, which is always invoked when a new aAggConversationAdminLink[] (7.3.1.1.35) or new aAggPortLinkNumberID (7.3.2.1.27) operator command is issued.
Value: sequence of Port IDs (6.3.4)

Change the description of Partner_Admin_Port_Algorithm as follows:

Partner_Admin_Port_Algorithm
The value for the algorithm of the Partner System, assigned by administrator or System policy for use when the Partner's information is unknown. Its default value is set to ~~NULL~~ "Unspecified" (Table 6-1).
Value: 4-octet (3-octet OUI or CID identifying the organization that is responsible for defining this algorithm followed by one octet identifying this specific algorithm).

Change the description of Partner_Conversation_PortList_Digest as follows:

Partner_Conversation_PortList_Digest
The ~~last-received digest of the Partner System's prioritized Port Conversation ID-to-Aggregation Port assignments~~ most recently modified value of Partner_Oper_Conversation_PortList_Digest for any Aggregation Port active on this Aggregator.
Value: MD5 digest

Change the description of Partner_Conversation_Service_Mapping_Digest as follows:

Partner_Conversation_Service_Mapping_Digest
The ~~last-received digest of the Partner System's Port Conversation ID-to-Service ID assignments~~ most recently modified value of Partner_Oper_Conversation_Service_Mapping_Digest for any Aggregation Port active on this Aggregator.
Value: MD5 digest

Change the description of Partner_Port_Algorithm as follows:

Partner_Port_Algorithm
The ~~last-received value of the algorithm used by the Partner System to assign frames to Port Conversation IDs~~ most recently modified value of Partner_Oper_Port_Algorithm for any Aggregation Port active on this Aggregator.

Copyright © 2017 IEEE. All rights reserved.
Authorized licensed use limited to: Tsinghua University. Downloaded on February 26,2026 at 03:03:31 UTC from IEEE Xplore. Restrictions apply.
Documents
Document Sharing Hub
Full document details: IEEE 802.1AX-2014/Cor 1-2017

Value: 4-octet (3-octet OUI or CID identifying the organization that is responsible for defining this algorithm followed by one octet identifying this specific algorithm).

6.6.2.2 Variables associated with each Aggregation Port

Change the description of ChangeActorOperDist as follows:

ChangeActorOperDist

This variable tracks the variable Actor_Oper_Port_State.Distributing~~. It sets the WTR_timer to aAggPortWTRTime~~ and is set to TRUE when the Actor_Oper_Port_State.Distributing changes ~~from FALSE to TRUE and there is at least one Aggregation Port in the same LAG having a non NULL Port_Oper_Conversation_Mask. The variable is set to TRUE when the WTR_timer is not running and the Actor_Oper_Port_State.Distributing changes from TRUE to FALSE or when the WTR_timer expires and Actor_Oper_Port_State.Distributing is TRUE~~. This variable is also set to TRUE if new values for the aAggConversationAdminLink[] (7.3.1.1.35) or aAggAdminServiceConversationMap[] (7.3.1.1.38) are initiated. When the variable is set to TRUE, updateLocal is set to TRUE on all other Aggregation Ports attached to the same Aggregator. ChangeActorOperDist is set to FALSE by the updateConversationMask function.

Value: Boolean

Delete the variable Partner_Admin_Link_Number_ID.

Change the description of Partner_DWC as follows:

Partner_DWC

The ~~last received~~ most recently recorded value of the Partner System's DWC value.

Value: Boolean

Insert the descriptions of the following variables:

Actor_Oper_Conversation_PortList_Digest

The prioritized Port Conversation ID-to-Aggregation Port assignments of the Aggregator to which this Aggregation Port was most recently attached. The default value for an Aggregation Port that has not yet been attached to an Aggregator is NULL.

Value: MD5 digest

Actor_Oper_Conversation_Service_Mapping_Digest

The Port Conversation ID-to-Service ID assignments of the Aggregator to which this Aggregation Port was most recently attached. The default value for an Aggregation Port that has not yet been attached to an Aggregator is NULL.

Value: MD5 digest

Actor_Oper_Port_Algorithm

The algorithm to assign frames to Port Conversation IDs used by the Aggregator to which this Aggregation Port was most recently attached. The default value for an Aggregation Port that has not yet been attached to an Aggregator is "Unspecified" (Table 6-1).

Value: 4-octet (3-octet OUI or CID identifying the organization that is responsible for defining this algorithm followed by one octet identifying this specific algorithm).

Copyright © 2017 IEEE. All rights reserved.
Authorized licensed use limited to: Tsinghua University. Downloaded on February 26,2026 at 03:03:31 UTC from IEEE Xplore. Restrictions apply.
Full document details: IEEE 802.1AX-2014/Cor 1-2017

Partner_Oper_Conversation_PortList_Digest
The most recently recorded digest of the Partner System's prioritized Port Conversation ID-to-Aggregation Port assignments.
Value: MD5 digest

Partner_Oper_Conversation_Service_Mapping_Digest
The most recently recorded digest of the Partner System's Port Conversation ID-to-Service ID assignments.
Value: MD5 digest

Partner_Oper_Port_Algorithm
The most recently recorded value of the algorithm used by the Partner System to assign frames to Port Conversation IDs.
Value: 4-octet (3-octet OUI or CID identifying the organization that is responsible for defining this algorithm followed by one octet identifying this specific algorithm).

6.6.2.4 Functions

Change the description of recordReceivedConversationMaskTLV as follows:

recordReceivedConversationMaskTLV
This function records the parameter value for the *ActPar_Sync*, *DWC*, and *PSI* carried in a received Port Conversation Mask-1 TLV (6.4.2.4.3) as the current operational parameter values for the Partner_ActPar_Sync, Partner_DWC, and Partner_PSI respectively.

This function also concatenates the value of *Port_Oper_Conversation_Mask_1*, *Port_Oper_Conversation_Mask_2*, *Port_Oper_Conversation_Mask_3*, and *Port_Oper_Conversation_Mask_4* carried by the Port Conversation Mask-1 TLV, ..., etc. (6.4.2.4.3), and it records the concatenation as the current value for the Partner_Oper_Conversation_Mask variable. ~~If this function is implemented by a Portal System (Clause 9), it also records the parameter value for the PSI carried in a received Port Conversation Mask-1 TLV (6.4.2.4.3) as the current operational parameter value for the Partner_PSI.~~

It then compares the variable Port_Oper_Conversation_Mask to the Partner_Oper_Conversation_Mask and, if they are different:
It sets ActPar_Sync to FALSE;
It sets updateLocal to TRUE;
Else:
It sets ActPar_Sync to TRUE;
If Partner_ActPar_Sync is FALSE, sets updateLocal to TRUE.

Change the description of recordConversationPortDigestTLV as follows:

recordConversationPortDigestTLV
This function records the parameter value for the *Link_Number_ID* ~~and the Actor_Conversation_LinkList_Digest~~ carried in a received Port Conversation ID Digest TLV (6.4.2.4.2) as the current operational parameter value for the Partner_Link_Number_ID ~~and the Partner_Conversation_PortList_Digest respectively~~.

~~It compares the newly updated value of the Partner_Link_Number_ID to the value of Link_Number_ID and if they are different, then:~~

Copyright © 2017 IEEE. All rights reserved.
Authorized licensed use limited to: Tsinghua University. Downloaded on February 26,2026 at 03:03:31 UTC from IEEE Xplore. Restrictions apply.
Full document details: IEEE 802.1AX-2014/Cor 1-2017

~~The reportToManagement function is invoked to alert the Manager to the existence of a configuration error in the Aggregation ports selection choices for the Port Conversation IDs between the Systems or Portals at the ends of the LAG. In addition if this System's or Portal's Identifier is numerically larger than the Partner's, then~~

~~Link_Number_ID == Partner_Link_Number_ID; and~~

~~The function updateConversationPortList is invoked.~~

If this System's or Portal's Identifier is numerically larger than the Partner's, then Link_Number_ID = Partner_Link_Number_ID; otherwise, Link_Number_ID = Admin_Link_Number_ID. If this results in a change to the value of Link_Number_ID while Actor_Oper_Port_State.Distributing is TRUE, then ChangeActorOperDist is set to TRUE so that the function updateConversationPortList will be invoked.

This function also records the *Actor_Conversation_LinkList_Digest* carried in a received Port Conversation ID Digest TLV (6.4.2.4.2) as the current operational parameter value Partner_Oper_Conversation_PortList_Digest. If this results in a change to the value of Partner_Oper_Conversation_PortList_Digest and this Aggregation Port is ready to activate the link (i.e., if Actor_Oper_Port_State.Synchronization is TRUE), then the newly recorded value of Partner_Oper_Conversation_PortList_Digest is copied to the Aggregator's Partner_Conversation_PortList_Digest variable. The ~~It then compares the~~ newly updated value of the Partner_Conversation_PortList_Digest is then compared to the value of Actor_Conversation_LinkList_Digest and, if they are different:

The variable Differ_Port_Conversation_Digests is set to TRUE.

Otherwise:

The variable Differ_Port_Conversation_Digests is set to FALSE.

Change the description of recordConversationServiceMappingDigestTLV as follows:

recordConversationServiceMappingDigestTLV

This function records the parameter value for the *Actor_Conversation_Service_Mapping_Digest* carried in a received Port Conversation Service Mapping TLV (6.4.2.4.4) as the current operational parameter value for ~~Partner_Conversation_Service_Mapping_Digest~~ Partner_Oper_Conversation_Service_Mapping_Digest.

If this results in a change to the value of Partner_Oper_Conversation_Service_Mapping_Digest and this Aggregation Port is ready to activate the link (i.e., if Actor_Oper_Port_State.Synchronization is TRUE), then the newly recorded value of Partner_Oper_Conversation_Service_Mapping_Digest is copied to the Aggregator's Partner_Conversation_Service_Mapping_Digest variable. The ~~It then compares the~~ newly updated value of the Partner_Conversation_Service_Mapping_Digest is then compared to the value of Actor_Conversation_Service_Mapping_Digest and, if they are different:

The variable Differ_Conversation_Service_Digests is set to TRUE.

Otherwise:

The variable Differ_Conversation_Service_Digests is set to FALSE.

Change the description of recordDefaultConversationPortDigest as follows:

recordDefaultConversationPortDigest

Copyright © 2017 IEEE. All rights reserved.
Authorized licensed use limited to: Tsinghua University. Downloaded on February 26,2026 at 03:03:31 UTC from IEEE Xplore. Restrictions apply.
Documents Document Sharing Hub
Full document details: IEEE 802.1AX-2014/Cor 1-2017

This function records the default parameter ~~values~~ value for the Partner ~~as foll ows:~~provided by the Partner_Admin_Conversation_PortList_Digest as the current Partner operational parameter value for Partner_Conversation_PortList_Digest.

~~Partner_Admin_Conversation_PortList_Digest == Partner_Admin_Conversation_PortList_Digest;~~

~~Partner_Link_Number_ID == Partner_Admin_Link_Number_ID.~~

~~It also initializes Link_Number_ID to its configured value as follows:~~

~~Link_Number_ID == Admin_Link_Number_ID.~~

It also sets Differ_Port_Conversation_Digests to FALSE.

Change the description of recordDefaultConversationServiceMappingDigest as follows:

recordDefaultConversationServiceMappingDigest

This function records the default parameter value for the Partner provided by the Partner_Admin_Conversation_Service_Mapping_Digest as the current Partner operational parameter value for Partner_Conversation_Service_Mapping_Digest.

It also sets Differ_Conversation_Service_Digests to FALSE.

Change the description of recordDefaultPortAlgorithm as follows:

recordDefaultPortAlgorithm

This function records the default parameter value for the Partner provided by the Partner_Admin_Port_Algorithm as the current Partner operational parameter value for Partner_Port_Algorithm.

It also sets Differ_Port_Algorithms to FALSE.

Change the description of recordPortAlgorithmTLV as follows:

recordPortAlgorithmTLV

This function records the parameter value for the *Actor_Port_Algorithm* carried in a received Port Algorithm TLV (6.4.2.4.1) as the current operational parameter value for ~~Partner_Port_Algorithm~~ Partner_Oper_Port_Algorithm.

If this results in a change to the value of Partner_Oper_Port_Algorithm and this Aggregation Port is ready to activate the link (i.e., if Actor_Oper_Port_State.Synchronization is TRUE), then the newly recorded value of Partner_Oper_Port_Algorithm is copied to the Aggregator's Partner_Port_Algorithm variable. The ~~It then compares the~~ newly updated value of the Partner_Port_Algorithm is then compared to the value of Actor_Port_Algorithm and if they are different or any of them has the value ~~0~~ "Unspecified" (Table 6-1):

The variable Differ_Port_Algorithms is set to TRUE.

Otherwise:

The variable Differ_Port_Algorithms is set to FALSE.

Change the description of updateConversationMask as follows:

updateConversationMask

Copyright © 2017 IEEE. All rights reserved.
Authorized licensed use limited to: Tsinghua University. Downloaded on February 26,2026 at 03:03:31 UTC from IEEE Xplore. Restrictions apply.
Documents
Document Sharing Hub
Full document details: IEEE 802.1AX-2014/Cor 1-2017

This function computes a new value for the Port_Oper_Conversation_Mask based on the Conversation_PortList[].

It first computes a new Boolean vector for the Comp_Oper_Conversation_Mask to be used by this Aggregation Port as follows: For every indexed Port Conversation ID, the selection priority list for all Aggregation Ports in the same LAG, which is provided by Conversation_PortList[], is checked to identify and exclude all Aggregation Ports for which the Actor_Oper_Port_State.Distributing = FALSE (condition that covers the cases where the associated Aggregation Ports are either non operable (port_enabled = FALSE), or in an EXPIRED state, or not in the LAG)~~ and all Aggregation Ports for which the WTR_timer is running~~. The new Boolean vector for the Comp_Oper_Conversation_Mask to be used by this Aggregation Port is computed based on this modified priority list by setting TRUE for every indexed Port Conversation ID that has the highest selection priority for this Aggregation Port. If this function is implemented by a Portal System (Clause 9), with its DRF_Portal_System_Number value set to a value that is different than 1, its Portal's System Identifier set to a value that is numerically lower than the Partner's System Identifier, and PSI == Partner_PSI == TRUE, then Comp_Oper_Conversation_Mask is set to NULL. Such functionality is set to prohibit network partition when the Portal Systems in both interconnected Portals become isolated.

It then compares the value of Port_Oper_Conversation_Mask to the new value of Comp_Oper_Conversation_Mask. If they are different:

~~It updates Collection_Conversation_Mask as follows:~~

~~If ChangeAggregationPorts == TRUE or, updateAllLocal == TRUE, or, when the function is implemented by a Portal System, IppAllUpdate == TRUE;~~

It sets the Collection_Conversation_Mask to the Boolean vector corresponding to the result of the logical AND operation between the Comp_Oper_Conversation_Mask and the current Collection_Conversation_Mask;

~~Otherwise if ChangeAggregationPorts == FALSE and updateAllLocal == TRUE and, when the function is implemented by a Portal System, IppAllUpdate == FALSE;~~

~~It sets Collection_Conversation_Mask = Comp_Oper_Conversation_Mask;~~

It updates the Port_Oper_Conversation_Mask to the ~~new value of~~ Boolean vector corresponding to the result of the logical AND operation between the Comp_Oper_Conversation_Mask and the current Port_Oper_Conversation_Mask, and sets ActPar_Sync to FALSE;

Otherwise:

it leaves Port_Oper_Conversation_Mask and Collection_Conversation_Mask unmodified.

~~Finally it sets ChangeActorOperDist to FALSE and if enable_long_pdu_xmit~~ If ~~enable_long_pdu_xmit~~ Enable_Long_PDU_Xmit is TRUE, and Partner_LACPDU_Version_Number is greater than or equal to 2, and ActPar_Sync or Partner_ActPar_Sync is FALSE, it starts the current_while_Long_LACP_timer, using Slow_Periodic_Time (6.4.4) as the start value; sets NTT to TRUE; and keeps the variable LongLACPDUtransmit TRUE until the timer's expiration.

Finally, it sets ChangeActorOperDist to FALSE.

Change the name of updateConvesationPortList as follows:

updateConversationPortList

Insert the following description of updatePartnerDistributionAlgorithm at the end of the subclause:

Copyright © 2017 IEEE. All rights reserved.
Authorized licensed use limited to: Tsinghua University. Downloaded on February 26,2026 at 03:03:31 UTC from IEEE Xplore. Restrictions apply.
Full document details: IEEE 802.1AX-2014/Cor 1-2017

updatePartnerDistributionAlgorithm

If Actor_Oper_Port_State.Defaulted is TRUE or if Partner_LACPDU_Version_Number is 1:

The current values of Partner_Admin_Port_Algorithm, Partner_Admin_Conversation_PortList_Digest, and Partner_Admin_Conversation_Service_Mapping_Digest are copied to the selected Aggregator's Partner_Port_Algorithm, Partner_Conversation_PortList_Digest, and Partner_Conversation_Service_Mapping_Digest variables respectively.

Otherwise, if selected is SELECTED and Partner_Oper_Port_State.Synchronization is TRUE:

The current values of Partner_Oper_Port_Algorithm, Partner_Oper_Conversation_PortList_Digest, and Partner_Oper_Conversation_Service_Mapping_Digest are copied to the selected Aggregator's Partner_Port_Algorithm, Partner_Conversation_PortList_Digest, and Partner_Conversation_Service_Mapping_Digest variables respectively.

The value of the Partner_Port_Algorithm is compared to the value of Actor_Port_Algorithm and if they are different or any of them has the value "Unspecified" (Table 6-1):

The variable Differ_Port_Algorithms is set to TRUE.

Otherwise:

The variable Differ_Port_Algorithms is set to FALSE.

The value of the Partner_Conversation_PortList_Digest is compared to the value of Actor_Conversation_LinkList_Digest and, if they are different:

The variable Differ_Port_Conversation_Digests is set to TRUE.

Otherwise:

The variable Differ_Port_Conversation_Digests is set to FALSE.

The value of the Partner_Conversation_Service_Mapping_Digest is compared to the value of Actor_Conversation_Service_Mapping_Digest and, if they are different:

The variable Differ_Conversation_Service_Digests is set to TRUE.

Otherwise:

The variable Differ_Conversation_Service_Digests is set to FALSE.

6.6.2.5 Timers

Change 6.6.2.5 as follows:

current_while_Long_LACP_timer

This timer is used to indicate the transmission of Long LACPDUs. It is always started with the value Slow_Periodic_Time (6.4.4).

actor_CDS_churn_timer

This timer is used to detect Actor CDS churn states. It is started using the value Churn_Detection_Time (see 6.4.4).

partner_CDS_churn_timer

This timer is used to detect Partner CDS churn states. It is started using the value Churn_Detection_Time (see 6.4.4).

~~WTR_timer~~

~~This timer is used to prevent frequent distribution changes due to an intermittent defect. It allows for a fixed period of time to elapse when the Actor_Oper_Port_State.Distributing changes from FALSE to TRUE before updating the Port_Oper_Conversation_Mask. It is started using the value aAggPortWTRTime (7.3.2.1.29).There is one per Aggregation Port.~~

Copyright © 2017 IEEE. All rights reserved.
Authorized licensed use limited to: Tsinghua University. Downloaded on February 26,2026 at 03:03:31 UTC from IEEE Xplore. Restrictions apply.
Full document details: IEEE 802.1AX-2014/Cor 1-2017

The timers specified in this subclause have an implementation tolerance of ± 250 ms.

6.6.2.7 State diagrams

Replace Figure 6-34 with the following:

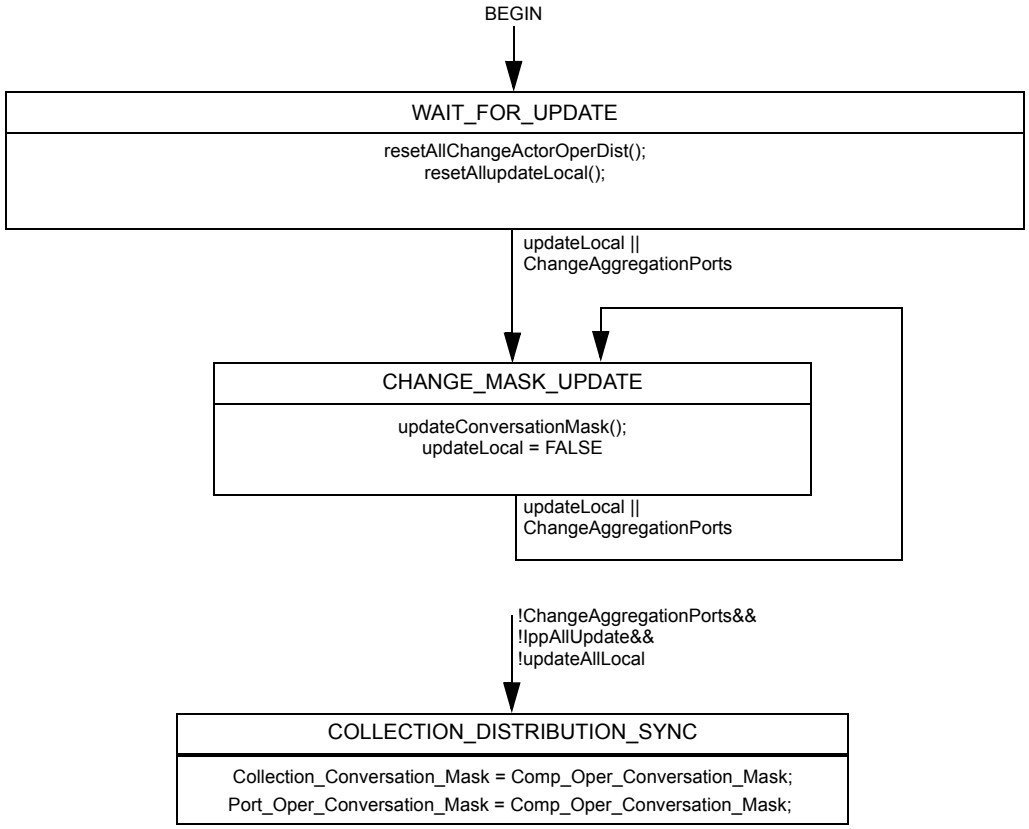

Figure 6-34—Update Mask state diagram

Insert new subclause 6.7.5 as follows:

6.7.5 LACP configuration for dual-homed Systems

A Link Aggregation System is said to be dual-homed (or multi-homed) when it has a set of Aggregation Ports intended to be connected to two (or more) Partner Systems with the restriction that only one LAG is formed from that set of Aggregation Ports. This restriction is achieved by configuring the Administrative Keys, and assigning the Operational Keys, such that:

a) All Aggregation Ports in the set are allocated the same Operational Key value, and that value is different than the Operational Key value allocated to any Aggregation Ports that are not in the set; and
b) Only one Aggregator has an Operational Key value that is the same as the Operational Key value of the Aggregation Ports in the set.

Copyright © 2017 IEEE. All rights reserved.
Authorized licensed use limited to: Tsinghua University. Downloaded on February 26,2026 at 03:03:31 UTC from IEEE Xplore. Restrictions apply.
Full document details: IEEE 802.1AX-2014/Cor 1-2017

The result is that only one Aggregator is available for the set of Aggregation Ports.

Figure 6-37 shows two examples of dual-homed systems. In Figure 6-37(a), the dual-homed System is connected to two different Partner Systems. In this case, the two Aggregation Ports cannot select the same Aggregator, and only one Aggregator is available, so the selection logic causes only one Aggregation Port of the set to be selected. The result is a single Link Aggregation Group that includes only one link and connects to only one of the Partner Systems. The Aggregation Port that is not initially selected is held in reserve. Should the link attached to the initially selected Aggregation Port fail, the other Aggregation Port will be selected for a new Link Aggregation Group that again includes only one link but connects to the other Partner System.

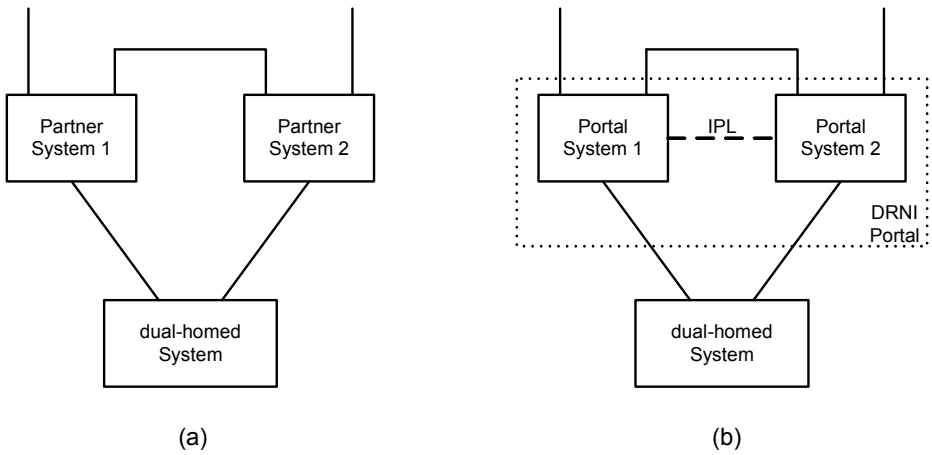

Figure 6-37—Dual-homed System examples

In Figure 6-37(b), the dual-homed System is connected to two different Portal Systems in a DRNI Portal (9.1). The normal DRNI operation allows both Portal Systems to present themselves as a single Partner System with the same Operational Key value on both links, resulting in both links become active in a single LAG. If the Intra-Portal Link (IPL) fails, however, the two Portal Systems will use different Operational Key values, which prevents both links from forming a single LAG. In this case, the restriction that the dual-homed system only has a single Aggregator available for these Aggregation Ports results in one Aggregation Port being SELECTED and the other UNSELECTED.

In both cases, the recommended default configuration of 6.4.14.2 would cause both links to become active in separate LAGs, with the resulting possibility of forming a data loop. Using the restricted configuration for a dual-homed System guarantees that no loop is formed without relying on any external loop prevention protocol.

Copyright © 2017 IEEE. All rights reserved.
Authorized licensed use limited to: Tsinghua University. Downloaded on February 26,2026 at 03:03:31 UTC from IEEE Xplore. Restrictions apply.
Documents
Document Sharing Hub
Full document details: IEEE 802.1AX-2014/Cor 1-2017

7. Management

Replace Table 7-1 with the following:

.

Table 7–1—Link Aggregation capabilities

				DTE									
	Object name	**Object type**	**Operations supported**	**Basic package (mandatory)**	**Mandatory package (mandatory)**	**Recommended package (optional)**	**Optional package (optional)**	**Aggregation Port statistics (optional)**	**Aggregation Port debug information (optional)**	**Per-Service Frame Distribution package (optional)**	**DRNI package (optional)**	**IPP statistics (optional)**	**IPP debug information (optional)**
oAggregator (7.3.1)													
	aAggID	ATTRIBUTE	GET	X									
	aAggDescription	ATTRIBUTE	GET		X								
	aAggName	ATTRIBUTE	GET-SET		X								
	aAggActorSystemID	ATTRIBUTE	GET-SET		X								
	aAggActorSystemPriority	ATTRIBUTE	GET-SET		X								
	aAggAggregateOrIndividual	ATTRIBUTE	GET		X								
	aAggActorAdminKey	ATTRIBUTE	GET-SET		X								
	aAggActorOperKey	ATTRIBUTE	GET		X								
	aAggMACAddress	ATTRIBUTE	GET		X								
	aAggPartnerSystemID	ATTRIBUTE	GET		X								
	aAggPartnerSystemPriority	ATTRIBUTE	GET		X								
	aAggPartnerOperKey	ATTRIBUTE	GET		X								
	aAggAdminState	ATTRIBUTE	GET-SET		X								
	aAggOperState	ATTRIBUTE	GET		X								
	aAggTimeOfLastOperChange	ATTRIBUTE	GET		X								
	aAggDataRate	ATTRIBUTE	GET		X								
	aAggOctetsTxOK	ATTRIBUTE	GET			X							
	aAggOctetsRxOK	ATTRIBUTE	GET			X							
	aAggFramesTxOK	ATTRIBUTE	GET		X								
	aAggFramesRxOK	ATTRIBUTE	GET		X								
	aAggMulticastFramesTxOK	ATTRIBUTE	GET				X						
	aAggMulticastFramesRxOK	ATTRIBUTE	GET				X						
	aAggBroadcastFramesTxOK	ATTRIBUTE	GET				X						
	aAggBroadcastFramesRxOK	ATTRIBUTE	GET				X						
	aAggFramesDiscardedOnTx	ATTRIBUTE	GET			X							
	aAggFramesDiscardedOnRx	ATTRIBUTE	GET			X							

Copyright © 2017 IEEE. All rights reserved.
Authorized licensed use limited to: Tsinghua University. Downloaded on February 26,2026 at 03:03:31 UTC from IEEE Xplore. Restrictions apply.
Full document details: IEEE 802.1AX-2014/Cor 1-2017

Table 7–1—Link Aggregation capabilities *(continued)*

				DTE									
	Object name	**Object type**	**Operations supported**	**Basic package (mandatory)**	**Mandatory package (mandatory)**	**Recommended package (optional)**	**Optional package (optional)**	**Aggregation Port statistics (optional)**	**Aggregation Port debug information (optional)**	**Per-Service Frame Distribution package (optional)**	**DRNI package (optional)**	**IPP statistics (optional)**	**IPP debug information (optional)**
	aAggFramesWithTxErrors	ATTRIBUTE	GET			X							
	aAggFramesWithRxErrors	ATTRIBUTE	GET			X							
	aAggUnknownProtocolFrames	ATTRIBUTE	GET			X							
	aAggLinkUpDownNotificationEnable	ATTRIBUTE	GET-SET		X								
	nAggLinkUpNotification	NOTIFICATION			X								
	nAggLinkDownNotification	NOTIFICATION			X								
	aAggPortList	ATTRIBUTE	GET			X							
	aAggCollectorMaxDelay	ATTRIBUTE	GET-SET		X								
	aAggPortAlgorithm	ATTRIBUTE	GET-SET							X			
	aAggPartnerAdminPortAlgorithm	ATTRIBUTE	GET-SET							X			
	aAggConversationAdminLink[]	ATTRIBUTE	GET-SET							X			
	aAggPartnerAdminPortConversationListDigest	ATTRIBUTE	GET-SET							X			
	aAggAdminDiscardWrongConversation	ATTRIBUTE	GET-SET							X			
	aAggAdminServiceConversationMap[]	ATTRIBUTE	GET-SET							X			
	aAggPartnerAdminConvServiceMappingDigest	ATTRIBUTE	GET-SET							X			
	aAggPortEnableLongLACPDUXmit	ATTRIBUTE	GET-SET							X			
oAggregationPort (7.3.2)													
	aAggPortID	ATTRIBUTE	GET	X									
	aAggPortActorSystemPriority	ATTRIBUTE	GET-SET		X								
	aAggPortActorSystemID	ATTRIBUTE	GET		X								
	aAggPortActorAdminKey	ATTRIBUTE	GET-SET		X								
	aAggPortActorOperKey	ATTRIBUTE	GET		X								
	aAggPortPartnerAdminSystemPriority	ATTRIBUTE	GET-SET		X								
	aAggPortPartnerOperSystemPriority	ATTRIBUTE	GET		X								
	aAggPortPartnerAdminSystemID	ATTRIBUTE	GET-SET		X								
	aAggPortPartnerOperSystemID	ATTRIBUTE	GET		X								
	aAggPortPartnerAdminKey	ATTRIBUTE	GET-SET		X								
	aAggPortPartnerOperKey	ATTRIBUTE	GET		X								
	aAggPortSelectedAggID	ATTRIBUTE	GET		X								
	aAggPortAttachedAggID	ATTRIBUTE	GET		X								
	aAggPortActorPort	ATTRIBUTE	GET		X								
	aAggPortActorPortPriority	ATTRIBUTE	GET-SET		X								
	aAggPortPartnerAdminPort	ATTRIBUTE	GET-SET		X								

Copyright © 2017 IEEE. All rights reserved.
Authorized licensed use limited to: Tsinghua University. Downloaded on February 26,2026 at 03:03:31 UTC from IEEE Xplore. Restrictions apply.
Full document details: IEEE 802.1AX-2014/Cor 1-2017

Table 7–1—Link Aggregation capabilities *(continued)*

				DTE										
	Object name	**Object type**	**Operations supported**	**Basic package (mandatory)**	**Mandatory package (mandatory)**	**Recommended package (optional)**	**Optional package (optional)**	**Aggregation Port statistics (optional)**	**Aggregation Port debug information (optional)**	**Per-Service Frame Distribution package (optional)**	**DRNI package (optional)**	**IPP statistics (optional)**	**IPP debug information (optional)**
	aAggPortPartnerOperPort	ATTRIBUTE	GET		X								
	aAggPortPartnerAdminPortPriority	ATTRIBUTE	GET-SET		X								
	aAggPortPartnerOperPortPriority	ATTRIBUTE	GET		X								
	aAggPortActorAdminState	ATTRIBUTE	GET-SET		X								
	aAggPortActorOperState	ATTRIBUTE	GET		X								
	aAggPortPartnerAdminState	ATTRIBUTE	GET-SET		X								
	aAggPortPartnerOperState	ATTRIBUTE	GET		X								
	aAggPortAggregateOrIndividual	ATTRIBUTE	GET		X								
	aAggPortOperConversationPasses	ATTRIBUTE	GET							X			
	aAggPortOperConversationCollected	ATTRIBUTE	GET							X			
	aAggPortLinkNumberID	ATTRIBUTE	GET-SET							X			
	aAggPortPartnerAdminLinkNumberID	ATTRIBUTE	GET-SET							X			
	aAggPortWTRTime	ATTRIBUTE	GET-SET							X			
	aAggPortProtocolDA	ATTRIBUTES	GET-SET		X								
oAggPortStats (7.3.3)													
	aAggPortStatsID	ATTRIBUTE	GET					X					
	aAggPortStatsLACPDUsRx	ATTRIBUTE	GET					X					
	aAggPortStatsMarkerPDUsRx	ATTRIBUTE	GET					X					
	aAggPortStatsMarkerResponsePDUsRx	ATTRIBUTE	GET					X					
	aAggPortStatsUnknownRx	ATTRIBUTE	GET					X					
	aAggPortStatsIllegalRx	ATTRIBUTE	GET					X					
	aAggPortStatsLACPDUsTx	ATTRIBUTE	GET					X					
	aAggPortStatsMarkerPDUsTx	ATTRIBUTE	GET					X					
	aAggPortStatsMarkerResponsePDUsTx	ATTRIBUTE	GET					X					
oAggPortDebugInformation (7.3.4)													
	aAggPortDebugInformationID	ATTRIBUTE	GET						X				
	aAggPortDebugRxState	ATTRIBUTE	GET						X				
	aAggPortDebugLastRxTime	ATTRIBUTE	GET						X				
	aAggPortDebugMuxState	ATTRIBUTE	GET						X				
	aAggPortDebugMuxReason	ATTRIBUTE	GET						X				
	aAggPortDebugActorChurnState	ATTRIBUTE	GET						X				
	aAggPortDebugPartnerChurnState	ATTRIBUTE	GET						X				
	aAggPortDebugActorChurnCount	ATTRIBUTE	GET						X				

Copyright © 2017 IEEE. All rights reserved.
Authorized licensed use limited to: Tsinghua University. Downloaded on February 26,2026 at 03:03:31 UTC from IEEE Xplore. Restrictions apply.
Full document details: IEEE 802.1AX-2014/Cor 1-2017