INTERNATIONAL STANDARD

ISO 22179

First edition
2009-09-01

Intelligent transport systems — Full speed range adaptive cruise control (FSRA) systems — Performance requirements and test procedures

Systèmes intelligents de transport — Systèmes de commande de croisière adaptatifs à la gamme entière de vitesse (FSRA) — Exigences de performance et méthodes d'essai

Reference number
ISO 22179:2009(E)

Documents
Document Sharing Hub

© ISO 2009

Copyright International Organization for Standardization
Provided by IHS under license with ISO
No reproduction or networking permitted without license from IHS
Full document details: ISO 22179-2009

Not for Resale

PDF disclaimer

This PDF file may contain embedded typefaces. In accordance with Adobe's licensing policy, this file may be printed or viewed but shall not be edited unless the typefaces which are embedded are licensed to and installed on the computer performing the editing. In downloading this file, parties accept therein the responsibility of not infringing Adobe's licensing policy. The ISO Central Secretariat accepts no liability in this area.

Adobe is a trademark of Adobe Systems Incorporated.

Details of the software products used to create this PDF file can be found in the General Info relative to the file; the PDF-creation parameters were optimized for printing. Every care has been taken to ensure that the file is suitable for use by ISO member bodies. In the unlikely event that a problem relating to it is found, please inform the Central Secretariat at the address given below.

COPYRIGHT PROTECTED DOCUMENT

© ISO 2009

All rights reserved. Unless otherwise specified, no part of this publication may be reproduced or utilized in any form or by any means, electronic or mechanical, including photocopying and microfilm, without permission in writing from either ISO at the address below or ISO's member body in the country of the requester.

ISO copyright office
Case postale 56 • CH-1211 Geneva 20
Tel. + 41 22 749 01 11
Fax + 41 22 749 09 47
E-mail copyright@iso.org
Web www.iso.org

Published in Switzerland

Documents
Document Sharing Hub
© ISO 2009 – All rights reserved

Copyright International Organization for Standardization
Provided by IHS under license with ISO
No reproduction or networking permitted without license from IHS
Not for Resale
Full document details: ISO 22179-2009

Contents

Page

Foreword iv
Introduction v
1 Scope 1
2 Normative references 1
3 Terms and definitions 1
4 Symbols and abbreviated terms 3
5 Classification 4
6 Requirements 5
6.1 Basic control strategy 5
6.2 Functionality 5
6.3 Basic driver interface and intervention capabilities 9
6.4 Operational limits 10
6.5 Activation of brake lights 12
6.6 Failure reactions 12
7 Performance evaluation test methods 13
7.1 Environmental conditions 13
7.2 Test target specification 13
7.3 Automatic “stop” capability test 14
7.4 Target acquisition range test 15
7.5 Target discrimination test 16
7.6 Curve capability test 18
Annex A (normative) **Technical information** 21
Bibliography 27

© ISO 2009 – All rights reserved

Documents
Document Sharing Hub
Copyright International Organization for Standardization
Provided by IHS under license with ISO
No reproduction or networking permitted without license from IHS
Not for Resale
Full document details: ISO 22179-2009

Foreword

ISO (the International Organization for Standardization) is a worldwide federation of national standards bodies (ISO member bodies). The work of preparing International Standards is normally carried out through ISO technical committees. Each member body interested in a subject for which a technical committee has been established has the right to be represented on that committee. International organizations, governmental and non-governmental, in liaison with ISO, also take part in the work. ISO collaborates closely with the International Electrotechnical Commission (IEC) on all matters of electrotechnical standardization.

International Standards are drafted in accordance with the rules given in the ISO/IEC Directives, Part 2.

The main task of technical committees is to prepare International Standards. Draft International Standards adopted by the technical committees are circulated to the member bodies for voting. Publication as an International Standard requires approval by at least 75 % of the member bodies casting a vote.

Attention is drawn to the possibility that some of the elements of this document may be the subject of patent rights. ISO shall not be held responsible for identifying any or all such patent rights.

ISO 22179 was prepared by Technical Committee ISO/TC 204, *Intelligent transport systems*.

© ISO 2009 – All rights reserved

Copyright International Organization for Standardization
Provided by IHS under license with ISO
No reproduction or networking permitted without license from IHS
Not for Resale
Full document details: ISO 22179-2009

Introduction

The main system function of full speed range adaptive cruise control (FSRA) is to control vehicle speed adaptively to a forward vehicle by using information about:

a) distance to forward vehicles,

b) the motion of the subject (FSRA equipped) vehicle, and

c) driver commands (see Figure 1).

Based upon the information acquired, the controller (identified as “FSRA control strategy” in Figure 1) sends commands to actuators that carry out its longitudinal control strategy, and sends status information to the driver.

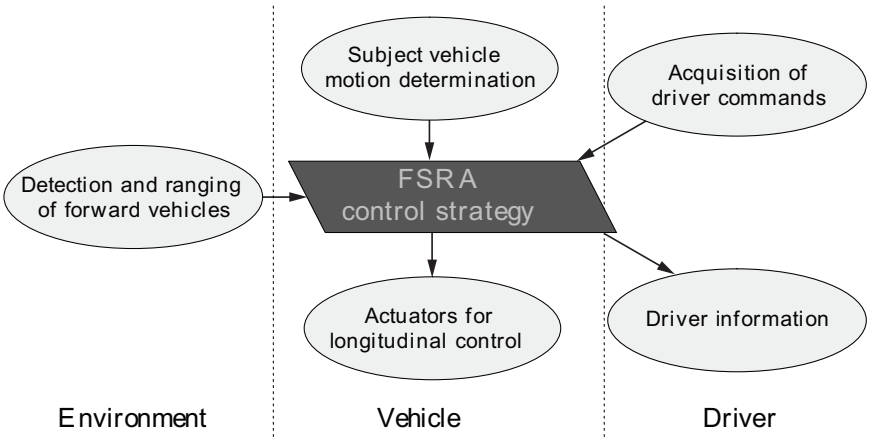

Figure 1 — Functional FSRA elements

The goal of FSRA is partial automation of longitudinal vehicle control to reduce drivers’ workload.

This International Standard may be used as a system level standard by other standards, which extend FSRA to a more detailed standard, e.g. for specific detection and ranging-sensor concepts or higher levels of functionality. Issues such as specific requirements for the detection and ranging sensor function and performance or communication links for co-operative solutions are not considered in this International Standard.

© ISO 2009 – All rights reserved

Documents
Document Sharing Hub
Copyright International Organization for Standardization
Provided by IHS under license with ISO
No reproduction or networking permitted without license from IHS
Not for Resale
Full document details: ISO 22179-2009

--`,,```,,,,````-`-`,,`,,`,`,,`---
Documents
Document Sharing Hub
Copyright International Organization for Standardization
Provided by IHS under license with ISO
No reproduction or networking permitted without license from IHS
Not for Resale
Full document details: ISO 22179-2009

Intelligent transport systems — Full speed range adaptive cruise control (FSRA) systems — Performance requirements and test procedures

1 Scope

This International Standard contains the basic control strategy, minimum functionality requirements, basic driver interface elements, minimum requirements for diagnostics and reaction to failure, and performance test procedures for full speed range adaptive cruise control (FSRA) systems. FSRA is fundamentally intended to provide longitudinal control of equipped vehicles while travelling on highways (roads where non-motorized vehicles and pedestrians are prohibited) under free-flowing and congested traffic conditions. FSRA provides support within the speed domain of standstill up to the designed maximum speed of the system. The system will attempt to stop behind an already tracked vehicle within its limited deceleration capabilities and will be able to start again after the driver has input a request to the system to resume the journey from standstill. The system is not required to react to stationary or slow moving objects {in accordance with ISO 15622 [adaptive cruise control (ACC)]}.

2 Normative references

The following referenced documents are indispensable for the application of this document. For dated references, only the edition cited applies. For undated references, the latest edition of the referenced document (including any amendments) applies.

ISO 2575, *Road vehicles — Symbols for controls, indicators and tell-tales*

3 Terms and definitions[1)]

For the purposes of this document, the following terms and definitions apply.

3.1
active brake control
function that causes application of the brake(s), not applied by the driver, in this case controlled by the FSRA system

3.2
adaptive cruise control
ACC
enhancement to conventional cruise control systems (see 3.5) which allows the subject vehicle to follow a forward vehicle at an appropriate distance by controlling the engine and/or power train and potentially the brake

3.3
brake
part in which the forces opposing the movement of the vehicle develop

1) Definitions are in accordance with the glossary of ISO/TC 204/WG 14.

© ISO 2009 – All rights reserved

Documents
Document Sharing Hub
Copyright International Organization for Standardization
Provided by IHS under license with ISO
No reproduction or networking permitted without license from IHS
Not for Resale
Full document details: ISO 22179-2009

EXAMPLE Brakes can be of the following types: a friction brake (where forces are generated by friction between two parts of the vehicle moving relatively to one another); an electrical brake (where forces are generated by electromagnetic action between two parts of the vehicle moving relatively but not in contact with one another); a fluid brake (where forces are generated by the action of a fluid situated between two parts of the vehicle moving relatively to one another); or an engine brake (where forces are derived from an artificial increase in the braking action of the engine, transmitted to the wheels).

NOTE Definition adapted from ECE-R 13-H, except that for the purposes of this International Standard, transmission control devices are not considered as brakes.

3.4
clearance
distance from the forward vehicle's trailing surface to the subject vehicle's leading surface

3.5
conventional cruise control
system capable of controlling the speed of a vehicle as set by the driver

3.6
forward vehicle
vehicle in front of, and moving in the same direction and travelling on the same roadway as, the subject vehicle

3.7
free-flowing traffic
smooth flowing and heavy traffic excluding stop-and-go and emergency braking situations

3.8
time gap, τ
time gap calculated as clearance, c, divided by vehicle speed, v

NOTE See Figure 2.

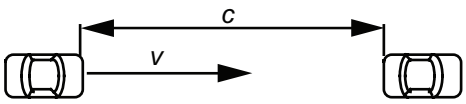

Key

c clearance

v vehicle speed

NOTE $\tau = c/v$

Figure 2 — Time gap

3.9
set speed
desired travel speed, set by either the driver or by some control system that is external to the FSRA system

NOTE The set speed is the maximum desired speed of the vehicle while under FSRA control.

3.10
steady state
condition whereby the value of the described parameter does not change with respect to time, distance, etc.

3.11
subject vehicle
vehicle equipped with the FSRA system in question and related to the topic of discussion

© ISO 2009 – All rights reserved
Copyright International Organization for Standardization
Provided by IHS under license with ISO
No reproduction or networking permitted without license from IHS
Not for Resale
Full document details: ISO 22179-2009

3.12
system state
one of several stages or phases of system operation

NOTE See Figure 3.

3.12.1
FSRA off state
direct access for activation of FSRA active state (3.12.3) is disabled

3.12.2
FSRA stand-by state
state in which there is no longitudinal control by FSRA system and the system is ready for activation by the driver

3.12.3
FSRA active state
state in which the system controls speed and/or clearance

3.12.4
FSRA hold state
state in which the system is active during subject vehicle standstill

3.12.5
FSRA speed control state
state in which the system controls the speed according to the set speed

3.12.6
FSRA following control state
state in which the system controls the clearance to the target vehicle according to the selected time gap

3.13
stationary object
stationary object in front of the subject vehicle

3.14
slow moving object
object in front of the subject vehicle that is moving with less than MAX [1 m/s, 10 % of subject vehicle speed] in the direction of the centreline of the subject vehicle

3.15
target vehicle
vehicle that the subject vehicle follows

3.16
full speed range adaptive cruise control
enhancement to adaptive cruise control systems (3.2), which allows the subject vehicle to follow a forward vehicle at an appropriate distance by controlling the engine and/or power train and the brake down to standstill

4 Symbols and abbreviated terms

$a_{\text{lateral\_max}}$	Maximum allowed lateral acceleration in curves
a_{stopping}	longitudinal acceleration of the target vehicle at the automatic “stop” capability test
CTT	coefficient for test target, for infrared reflectors
c	clearance, inter-vehicle distance
c_{min}	minimum clearance under steady state conditions for all speeds (including hold state)

© ISO 2009 – All rights reserved

Documents
Document Sharing Hub
Copyright International Organization for Standardization
Provided by IHS under license with ISO
No reproduction or networking permitted without license from IHS
Not for Resale
Full document details: ISO 22179-2009

d_0	distance, below which detection of a target vehicle is not required
d_1	distance, below which neither distance measurement nor determination of relative speed is required
d_2	distance for measurement purposes
d_{max}	maximum detection range on straight roads
LIDAR	light detection and ranging
R	circle radius, curve radius
R_{min}	minimum curve radius
RCS	radar cross section
v	the true subject vehicle speed over ground
v_{circle}	maximum speed on a curve for a given lateral acceleration $a_{lateral\_max}$
v_{circle_start}	vehicle speed as it enters a curve of radius R
v_{set_max}	maximum selectable set speed
v_{set_min}	minimum selectable set speed
$v_{stopping}$	vehicle speed of the target vehicle at the automatic “stop” capability test
$v_{vehicle\_end}$	vehicle speed at the end of a test
$v_{vehicle\_max}$	maximum vehicle speed
$v_{vehicle\_start}$	vehicle speed at the start of a test
τ	time gap between vehicles
τ_{max}	maximum selectable time gap
$\tau_{max}(v)$	maximum possible steady-state time gap at a given speed v
τ_{min}	minimum selectable time gap

5 Classification

This International Standard permits FSRA systems of different curve capabilities as specified in Table 1.

Table 1 — FSRA performance classifications

Dimensions in meters

Performance Class	Curve radius capability
I	Reserved for ACC ISO 15622, not applicable for FSRA
II	$\geqslant$ 500
III	$\geqslant$ 250
IV	$\geqslant$ 125

© ISO 2009 – All rights reserved
Copyright International Organization for Standardization
Provided by IHS under license with ISO
No reproduction or networking permitted without license from IHS
Not for Resale
Full document details: ISO 22179-2009

6 Requirements

6.1 Basic control strategy

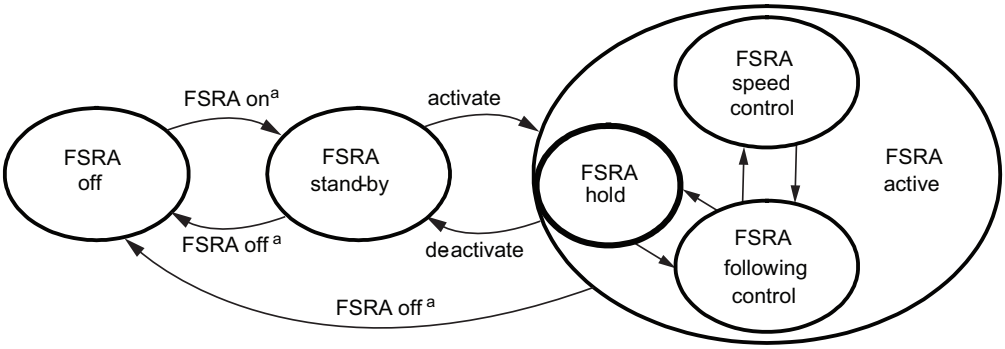

System states are indicated by the text contained in ellipses.

NOTE Manual transition describes a switch to enable/disable FSRA function. Automatic switch-off can be forced by failure reaction.

[a] This is manual and/or automatic after self-test.

Figure 3 — FSRA states and transitions

FSRA systems shall, as a minimum, provide the following control strategy and state transitions. The following constitutes the fundamental behaviour of FSRA systems.

a) When the FSRA is active, the vehicle speed shall be controlled automatically either to maintain a clearance to a forward vehicle, or to maintain the set speed, whichever speed is lower. The change between these two control modes is made automatically by the FSRA system.

b) The steady-state clearance may be either self adjusting by the system or adjustable by the driver (see 6.3.1).

c) If there is more than one forward vehicle the one to be followed shall be selected automatically (see 6.2.3.3).

d) The state shall change from following control to hold state within a time period not to exceed 3 s after the subject vehicle has come to a stop.

e) In the “hold” state, the automatic brake control shall be used for keeping the subject vehicle stationary.

6.2 Functionality

6.2.1 Control modes

The transition between the control modes (following controlled or speed controlled) shall be made automatically.

© ISO 2009 – All rights reserved

Documents
Document Sharing Hub
Copyright International Organization for Standardization
Provided by IHS under license with ISO
No reproduction or networking permitted without license from IHS
Not for Resale
Full document details: ISO 22179-2009