# INTERNATIONAL STANDARD

# ISO/IEC 7809

Second edition
1991-09-15

## Information technology — Telecommunications and information exchange between systems — High-level data link control (HDLC) procedures — Classes of procedures —

*Technologies de l'information — Télécommunications et échange d'informations entre systèmes — Procédures de commande de liaison de données à haut niveau (HDLC) — Classes de procédures*

Reference number
ISO/IEC 7809 : 1991 (E)

AVA Documents
Document Sharing Hub

Full document details: ISO_IEC 7809_1991

# Contents

Page

Introduction ..... iv

1 Scope ..... 1

2 Normative references ..... 1

3 General description ..... 1

4 Unbalanced operation (point-to-point and multipoint) ..... 6

5 Balanced operation (point-to-point) ..... 9

6 Uses of the optional functions ..... 11

**Annex**

A Examples of typical HDLC procedural subsets ..... 16

© ISO/IEC 1991
All rights reserved. No part of this publication may be reproduced or utilized in any form or by any means, electronic or mechanical, including photocopying and microfilm, without permission in writing from the publisher.

ISO/IEC Copyright Office • Case postale 56 • CH-1211 Genève 20 • Switzerland
Printed in Switzerland



Documents
Document Sharing Hub
Full document details: ISO_IEC 7809_1991

# Foreword

ISO (the International Organization for Standardization) and IEC (the International Electrotechnical Commission) form the specialized system for worldwide standardization. National bodies that are members of ISO or IEC participate in the development of International Standards through technical committees established by the respective organization to deal with particular fields of technical activity. ISO and IEC technical committees collaborate in fields of mutual interest. Other international organizations, governmental and non-governmental, in liaison with ISO and IEC, also take part in the work.

In the field of information technology, ISO and IEC have established a joint technical committee, ISO/IEC JTC 1. Draft International Standards adopted by the joint technical committee are circulated to national bodies for voting. Publication as an International Standard requires approval by at least 75 % of the national bodies casting a vote.

ISO/IEC 7809 was prepared by Joint Technical Committee ISO/IEC JTC 1, *Information technology*.

This second edition cancels and replaces the first edition (ISO 7809 : 1984), which has been technically revised.

Annex A is for information only.

Documents
Document Sharing Hub



Full document details: ISO_IEC 7809_1991

# Introduction

High-level data link control (HDLC) classes of procedures describe methods of data link operation which permit synchronous or start/stop, code-transparent data transmission between data stations in a variety of logical and physical configurations. The classes are defined in a consistent manner within the framework of an overall HDLC architecture. One of the purposes of this International Standard is to maintain maximum compatibility between the basic types of procedures, unbalanced and balanced, as this is particularly desirable for data stations with configurable capability, which may have the characteristics of a primary, secondary, or combined station, as required for a specific connection.

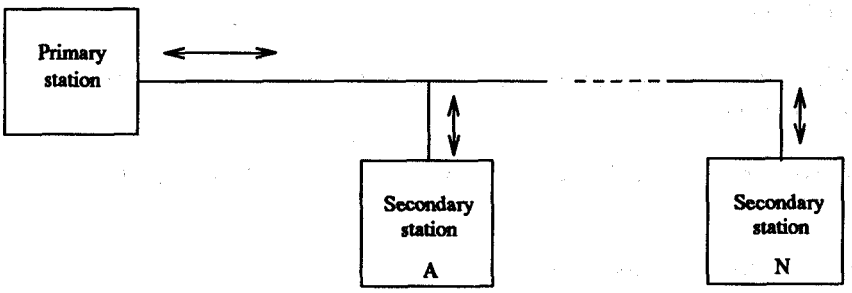


**Figure 1 - Unbalanced data link configuration**

This International Standard defines three fundamental classes of procedures (two unbalanced and one balanced). The unbalanced classes apply to both point-to-point and multipoint configurations (as illustrated in figure 1) over either dedicated or switched data transmission facilities. A characteristic of the unbalanced classes is the existence of a single primary station at one end of the data link plus one or more secondary stations at the other end(s) of the data link. The primary station alone is responsible for data link management, hence the designation "unbalanced" classes of procedures.



Documents
Document Sharing Hub
Full document details: ISO_IEC 7809_1991

The balanced class applies to point-to-point configurations (as illustrated in figure 2) over either dedicated or switched data transmission facilities. A characteristic of the balanced class is the existence of two data stations, called combined stations, on a logical data link, that may share equally in the responsibility for data link management, hence the designation "balanced" class of procedures.

For each class of procedures, a method of operation is specified in terms of the capabilities of the basic repertoire of commands and responses that are found in that class. A variety of optional functions are also listed. Procedural descriptions for the use of the optional functions are found in clause 6.

It is recognized that it is possible to construct symmetrical configurations for operation on a single data circuit from the unbalanced classes of procedures which are defined in this International Standard. For example, the combination of two unbalanced procedures (with I frame flow as commands only) in opposite directions would create a symmetrical point-to-point configuration (as illustrated in figure 3).

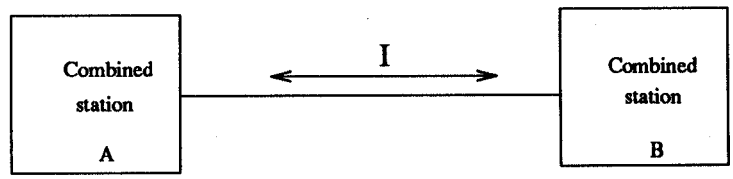


**Figure 2 - Balanced data link configuration**

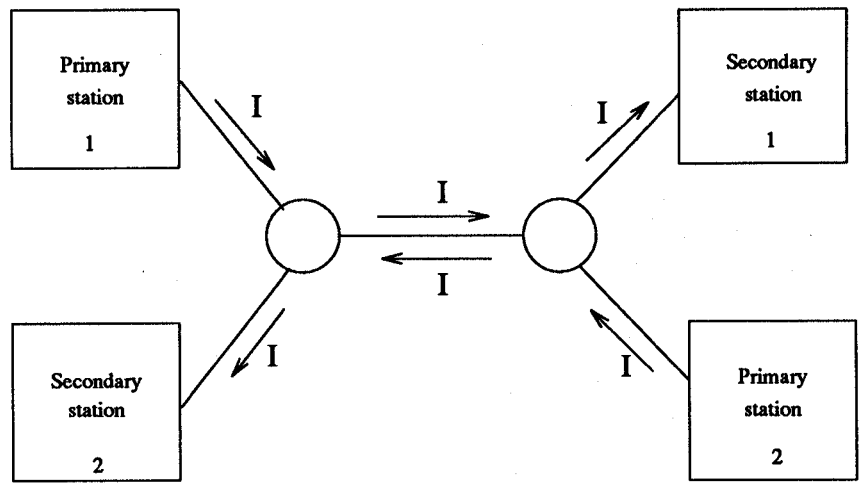


**Figure 3 - Symmetrical data link configuration**

Documents
Document Sharing Hub
Full document details: ISO_IEC 7809_1991

Documents
Document Sharing Hub

Full document details: ISO_IEC 7809_1991

# Information technology — Telecommunications and information exchange between systems — High-level data link control (HDLC) procedures — Classes of procedures

## 1 Scope

This International Standard describes the HDLC unbalanced classes of procedures and the HDLC balanced class of procedures for synchronous or start/stop data transmission.

Balanced operation is intended for use in circumstances which require equal control at either end of the data link. Operational requirements are covered in accordance with the overall HDLC architecture. The procedures use the HDLC frame structure defined in ISO/IEC 3309 and the HDLC elements of procedures described in ISO/IEC 4335.

For the unbalanced classes, the data link consists of a primary station plus one or more secondary stations and operates in either the normal response mode or the asynchronous response mode in a point-to-point or multipoint configuration. For the balanced class, the data link consists of two combined stations and operates in the asynchronous balanced mode in a point-to-point configuration. In each class, a basic repertoire of commands and responses is defined, but the capability of the data link may be modified by the use of optional functions.

## 2 Normative references

The following standards contain provisions which, through reference in this text, constitute provision of this International Standard. At the time of publication, the editions indicated were valid. All standards are subject to revision, and parties to agreements based on this International Standard are encouraged to investigate the possibility of applying the most recent editions of the standards indicated below. Members of IEC and ISO maintain registers of currently valid International Standards.

ISO/IEC 2382-9 : 1984, *Data processing - Vocabulary - Part 09: Data communication.*

ISO/IEC 3309 : 1991, *Information technology - Telecommunications and information exchange between systems - High-level data link control (HDLC) procedures - Frame structure.*

ISO/IEC 4335 : 1991, *Information technology - Telecommunications and information exchange between systems - High level data link control (HDLC) procedures - Elements of procedures.*

ISO/IEC 8885 : 1991, *Information technology - Telecommunications and information exchange between systems - High-level data link control (HDLC) procedures - General purpose XID frame information field content and format.*

## 3 General description

### 3.1 Principles

#### 3.1.1 Types of data station

**3.1.1.1** Two types of data station are defined for the unbalanced classes of procedures (see figure 4):

a) primary station, which sends commands, receives responses and is ultimately responsible for data link layer error recovery;

b) secondary stations, which receive commands, send responses and may initiate data link layer error recovery.

**3.1.1.2** One type of data station is defined for the balanced class of procedures (see figure 4), i.e. combined stations, which send both commands and responses, receive both



AVA Documents Document Sharing Hub

Full document details: ISO_IEC 7809_1991

commands and responses, and are responsible for data link layer error recovery.

### 3.1.2 Configurations

For the unbalanced classes of procedures, a single primary station plus one or more secondary station(s) shall be connected together over various types of transmission facilities to build point-to-point or multipoint, half-duplex or duplex, switched or non-switched configurations.

For the balanced class of procedures, two combined stations shall be connected together over various types of transmission facilities to build point-to-point, half-duplex or duplex, switched or non-switched configurations.

### 3.1.3 Operational modes

In an unbalanced class, any coupling of a primary station with secondary station(s) shall be operated in either the normal response mode (NRM) or the asynchronous response mode (ARM), two-way alternate or two-way simultaneous, in accordance with the capability of the configuration being employed. In the balanced class, two combined stations shall be operated in the asynchronous balanced mode (ABM), two-way alternate or two-way simultaneous, in accordance with the capability of the configuration being employed.

### 3.1.4 Addressing scheme

In all classes (unbalanced and balanced), commands shall always be sent containing a destination data station address, and responses shall always be sent containing the assigned transmitting data station address.

The "all-station" address or a "group" address may be used to transmit a command frame simultaneously to all the secondary stations on a multipoint configuration or to the defined group of secondary stations. The addressing convention is specified in ISO/IEC 3309, clause 5. The mechanism to avoid overlapping responses to multiple station addressing is system dependent and is not specified in either ISO/IEC 3309 or this International Standard.

### 3.1.5 Send and receive state variables

For each primary-to-secondary or combined-to-combined pairing, a separate pair of send and receive state variables shall be used for each direction of transmission of information (I) frames. Upon receipt and acceptance of a mode setting command, both the send and receive state variables of the receiving station, shall be set to zero. Upon receipt and acceptance of an acknowledgement response to a mode setting command, both the send and receive state variables of the originating station shall be set to zero.

## 3.2 Fundamental classes of procedures

### 3.2.1 Designations

Three fundamental classes of procedures are defined. They are designated:

UNC - Unbalanced operation Normal response mode Class;

UAC - Unbalanced operation Asynchronous response mode Class; and

BAC - Balanced operation Asynchronous balanced mode Class.

In these designations

— the first letter, U or B, indicates unbalanced or balanced operation;

— the second letter, A or N, indicates asynchronous or normal response mode; and

— the third letter, C, stands for class.

### 3.2.2 Basic repertoires

The following basic repertoires utilize single octet addressing, unextended control field format, a 16-bit FCS, and synchronous transmission.

#### 3.2.2.1 UNC

The basic repertoire of commands and responses for UNC shall be as follows:

| Commands | Responses |
|---|---|
| I | I |
| RR | RR |
| RNR | RNR |
| SNRM | UA |
| DISC | DM |
| | FRMR |

#### 3.2.2.2 UAC

The basic repertoire of commands and responses for UAC shall be as follows:

| Commands | Responses |
|---|---|
| I | I |
| RR | RR |
| RNR | RNR |
| SARM | UA |
| DISC | DM |
| | FRMR |



AVA Documents
Document Sharing Hub

Full document details: ISO_IEC 7809_1991

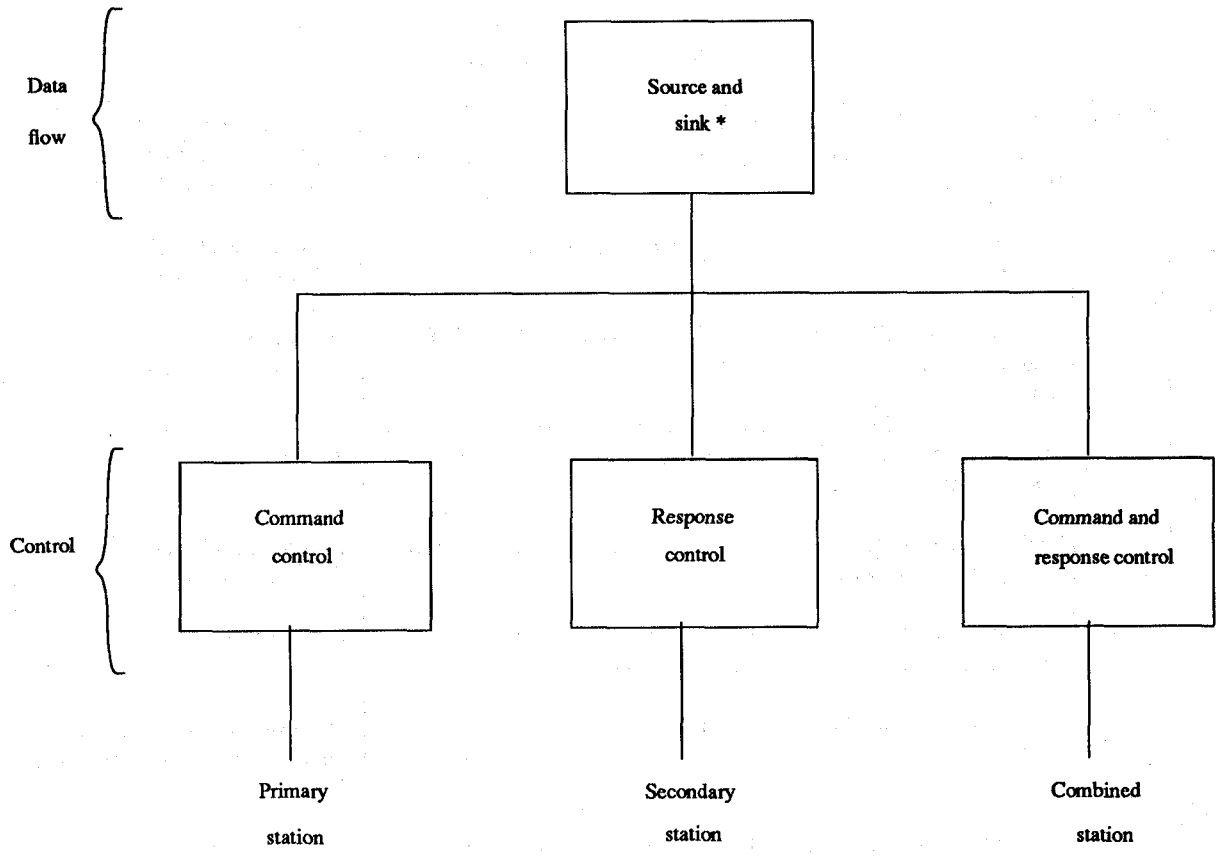


* For send-only I frame stations or receive-only I frame stations, remove source or sink capability, as appropriate.

**Figure 4 - HDLC stations - Building blocks**

3.2.2.3 BAC

The basic repertoire of commands and responses for BAC shall be as follows:

| Commands | Responses |
|---|---|
| I | I |
| RR | RR |
| RNR | RNR |
| SABM | UA |
| DISC | DM |
| | FRMR |

## 3.3 Optional functions

Fifteen optional functions are available (see table 1) to modify the fundamental classes of procedures defined in 3.2. These optional functions are obtained by the additions or deletions of commands and responses to or from the basic repertoires, or by the use of alternate address or control field formats or alternate frame checking sequences or alternate form of transmission (see figure 5). Option 11 is applicable to the balanced class of procedures only.

## 3.4 Consistency of classes of procedures

The consistency in the three classes of procedures, obtained through the use of the concepts of modes of operation, basic command/response repertoires, and hierarchical structuring, is shown in figure 5. This consistency in repertoire facilitates the inclusion of multiple versions of the classes of procedures in a data station that is configurable.

AVA Documents
Document Sharing Hub



Full document details: ISO_IEC 7809_1991