INTERNATIONAL STANDARD

ISO/IEEE 11073-20601

Second edition
2016-06-15

Health informatics — Personal health device communication —

Part 20601: Application profile — Optimized exchange protocol

Informatique de santé — Communication entre dispositifs de santé personnels —

Partie 20601: Profil d'application — Protocole d'échange optimisé

Reference number
ISO/IEEE 11073-20601:2016(E)

© ISO 2016
© IEEE 2014

Authorized licensed use limited to: Tsinghua University. Downloaded on February 24,2026 at 09:28:27 UTC from IEEE Xplore. Restrictions apply.

Full document details: ISO/IEC/IEEE 11073-20601-2016

COPYRIGHT PROTECTED DOCUMENT

© ISO 2016
© IEEE 2014

All rights reserved. Unless otherwise specified, no part of this publication may be reproduced or utilized in any form or by any means, electronic or mechanical, including photocopying and microfilm, without permission in writing from either ISO or IEEE at the respective address below.

ISO copyright office
Case postale 56 • CH-1211 Geneva 20
Tel. + 41 22 749 01 11
Fax + 41 22 749 09 47
E-mail copyright@iso.org
Web www.iso.org

Institute of Electrical and Electronics Engineers, Inc.
3 Park Avenue, New York • NY 10016-5997, USA
E-mail stds.ipr@ieee.org
Web www.ieee.org

Published in Switzerland

© ISO 2016 – All rights reserved
© IEEE 2014 – All rights reserved
Authorized licensed use limited to: Tsinghua University. Downloaded on February 24,2026 at 09:28:27 UTC from IEEE Xplore. Restrictions apply.
Documents Document Sharing Hub
Full document details: ISO/IEC/IEEE 11073-20601-2016

Foreword

ISO (the International Organization for Standardization) is a worldwide federation of national standards bodies (ISO member bodies). The work of preparing International Standards is normally carried out through ISO technical committees. Each member body interested in a subject for which a technical committee has been established has the right to be represented on that committee. International organizations, governmental and non-governmental, in liaison with ISO, also take part in the work. ISO collaborates closely with the International Electrotechnical Commission (IEC) on all matters of electrotechnical standardization.

IEEE Standards documents are developed within the IEEE Societies and the Standards Coordinating Committees of the IEEE Standards Association (IEEE-SA) Standards Board. The IEEE develops its standards through a consensus development process, approved by the American National Standards Institute, which brings together volunteers representing varied viewpoints and interests to achieve the final product. Volunteers are not necessarily members of the Institute and serve without compensation. While the IEEE administers the process and establishes rules to promote fairness in the consensus development process, the IEEE does not independently evaluate, test, or verify the accuracy of any of the information contained in its standards.

The main task of technical committees is to prepare International Standards. Draft International Standards adopted by the technical committees are circulated to the member bodies for voting. Publication as an International Standard requires approval by at least 75 % of the member bodies casting a vote.

Attention is called to the possibility that implementation of this standard may require the use of subject matter covered by patent rights. By publication of this standard, no position is taken with respect to the existence or validity of any patent rights in connection therewith. ISO/IEEE is not responsible for identifying essential patents or patent claims for which a license may be required, for conducting inquiries into the legal validity or scope of patents or patent claims or determining whether any licensing terms or conditions provided in connection with submission of a Letter of Assurance or a Patent Statement and Licensing Declaration Form, if any, or in any licensing agreements are reasonable or non-discriminatory. Users of this standard are expressly advised that determination of the validity of any patent rights, and the risk of infringement of such rights, is entirely their own responsibility. Further information may be obtained from ISO or the IEEE Standards Association.

ISO/IEEE 11073-20601 was prepared by the IEEE 11073 Standards Comittee of the IEEE Engineering in Medicine and Biology Society (as IEEE Std 11073-20601-2014). It was adopted by Technical Committee ISO/TC 215, *Health informatics*, in parallel with its approval by the ISO member bodies, under the “fast-track procedure” defined in the Partner Standards Development Organization cooperation agreement between ISO and IEEE. IEEE is responsible for the maintenance of this document with participation and input from ISO member bodies.

© ISO 2016 – All rights reserved
© IEEE 2014 – All rights reserved

Authorized licensed use limited to: Tsinghua University. Downloaded on February 24,2026 at 09:28:27 UTC from IEEE Xplore. Restrictions apply.
Documents
Document Sharing Hub
Full document details: ISO/IEC/IEEE 11073-20601-2016

Abstract: Within the context of the ISO/IEEE 11073 family of standards for device communication, this standard defines a common framework for making an abstract model of personal health data available in transport-independent transfer syntax required to establish logical connections between systems and to provide presentation capabilities and services needed to perform communication tasks. The protocol is optimized to personal health usage requirements and leverages commonly used methods and tools wherever possible.

Keywords: IEEE 11073-20601™, medical device communication, personal health devices

The Institute of Electrical and Electronics Engineers, Inc.
3 Park Avenue, New York, NY 10016-5997, USA

Copyright © 2014 by The Institute of Electrical and Electronics Engineers, Inc.
All rights reserved. Published 10 October 2014. Printed in the United States of America.

IEEE and IEEE 802 are registered trademarks in the U.S. Patent & Trademark Office, owned by The Institute of Electrical and Electronics Engineers, Incorporated.

PDF: ISBN **978-0-7381-9314-4** **STD98793**
Print: ISBN **978-0-7381-9315-1** **STDPD98793**

IEEE prohibits discrimination, harassment, and bullying.
For more information, visit http://www.ieee.org/web/aboutus/whatis/policies/p9-26.html.
No part of this publication may be reproduced in any form, in an electronic retrieval system or otherwise, without the prior written permission of the publisher.

Documents
Document Sharing Hub

Authorized licensed use limited to: Tsinghua University. Downloaded on February 24,2026 at 09:28:27 UTC from IEEE Xplore. Restrictions apply.

© ISO 2016 – All rights reserved
© IEEE 2014 – All rights reserved

Full document details: ISO/IEC/IEEE 11073-20601-2016

Important Notices and Disclaimers Concerning IEEE Standards Documents

IEEE documents are made available for use subject to important notices and legal disclaimers. These notices and disclaimers, or a reference to this page, appear in all standards and may be found under the heading "Important Notice" or "Important Notices and Disclaimers Concerning IEEE Standards Documents."

Notice and Disclaimer of Liability Concerning the Use of IEEE Standards Documents

IEEE Standards documents (standards, recommended practices, and guides), both full-use and trial-use, are developed within IEEE Societies and the Standards Coordinating Committees of the IEEE Standards Association ("IEEE-SA") Standards Board. IEEE ("the Institute") develops its standards through a consensus development process, approved by the American National Standards Institute ("ANSI"), which brings together volunteers representing varied viewpoints and interests to achieve the final product. Volunteers are not necessarily members of the Institute and participate without compensation from IEEE. While IEEE administers the process and establishes rules to promote fairness in the consensus development process, IEEE does not independently evaluate, test, or verify the accuracy of any of the information or the soundness of any judgments contained in its standards.

IEEE does not warrant or represent the accuracy or content of the material contained in its standards, and expressly disclaims all warranties (express, implied and statutory) not included in this or any other document relating to the standard, including, but not limited to, the warranties of: merchantability; fitness for a particular purpose; non-infringement; and quality, accuracy, effectiveness, currency, or completeness of material. In addition, IEEE disclaims any and all conditions relating to: results; and workmanlike effort. IEEE standards documents are supplied "AS IS" and "WITH ALL FAULTS."

Use of an IEEE standard is wholly voluntary. The existence of an IEEE standard does not imply that there are no other ways to produce, test, measure, purchase, market, or provide other goods and services related to the scope of the IEEE standard. Furthermore, the viewpoint expressed at the time a standard is approved and issued is subject to change brought about through developments in the state of the art and comments received from users of the standard.

In publishing and making its standards available, IEEE is not suggesting or rendering professional or other services for, or on behalf of, any person or entity nor is IEEE undertaking to perform any duty owed by any other person or entity to another. Any person utilizing any IEEE Standards document, should rely upon his or her own independent judgment in the exercise of reasonable care in any given circumstances or, as appropriate, seek the advice of a competent professional in determining the appropriateness of a given IEEE standard.

IN NO EVENT SHALL IEEE BE LIABLE FOR ANY DIRECT, INDIRECT, INCIDENTAL, SPECIAL, EXEMPLARY, OR CONSEQUENTIAL DAMAGES (INCLUDING, BUT NOT LIMITED TO: PROCUREMENT OF SUBSTITUTE GOODS OR SERVICES; LOSS OF USE, DATA, OR PROFITS; OR BUSINESS INTERRUPTION) HOWEVER CAUSED AND ON ANY THEORY OF LIABILITY, WHETHER IN CONTRACT, STRICT LIABILITY, OR TORT (INCLUDING NEGLIGENCE OR OTHERWISE) ARISING IN ANY WAY OUT OF THE PUBLICATION, USE OF, OR RELIANCE UPON ANY STANDARD, EVEN IF ADVISED OF THE POSSIBILITY OF SUCH DAMAGE AND REGARDLESS OF WHETHER SUCH DAMAGE WAS FORESEEABLE.

Translations

The IEEE consensus development process involves the review of documents in English only. In the event that an IEEE standard is translated, only the English version published by IEEE should be considered the approved IEEE standard.

Documents
Document Sharing Hub

Authorized licensed use limited to: Tsinghua University. Downloaded on February 24,2026 at 09:28:27 UTC from IEEE Xplore. Restrictions apply.

Full document details: ISO/IEC/IEEE 11073-20601-2016

© ISO 2016 – All rights reserved
© IEEE 2014 – All rights reserved

Official statements

A statement, written or oral, that is not processed in accordance with the IEEE-SA Standards Board Operations Manual shall not be considered or inferred to be the official position of IEEE or any of its committees and shall not be considered to be, or be relied on as, a formal position of IEEE. At lectures, symposia, seminars, or educational courses, an individual presenting information on IEEE standards shall make it clear that his or her views should be considered the personal views of that individual rather than the formal position of IEEE.

Comments on standards

Comments for revision of IEEE Standards documents are welcome from any interested party, regardless of membership affiliation with IEEE. However, IEEE does not provide consulting information or advice pertaining to IEEE Standards documents. Suggestions for changes in documents should be in the form of a proposed change of text, together with appropriate supporting comments. Since IEEE standards represent a consensus of concerned interests, it is important that any responses to comments and questions also receive the concurrence of a balance of interests. For this reason, IEEE and the members of its societies and Standards Coordinating Committees are not able to provide an instant response to comments or questions except in those cases where the matter has previously been addressed. For the same reason, IEEE does not respond to interpretation requests. Any person who would like to participate in revisions to an IEEE standard is welcome to join the relevant IEEE working group.

Comments on standards should be submitted to the following address:

Secretary, IEEE-SA Standards Board
445 Hoes Lane
Piscataway, NJ 08854 USA

Laws and regulations

Users of IEEE Standards documents should consult all applicable laws and regulations. Compliance with the provisions of any IEEE Standards document does not imply compliance to any applicable regulatory requirements. Implementers of the standard are responsible for observing or referring to the applicable regulatory requirements. IEEE does not, by the publication of its standards, intend to urge action that is not in compliance with applicable laws, and these documents may not be construed as doing so.

Copyrights

IEEE draft and approved standards are copyrighted by IEEE under U.S. and international copyright laws. They are made available by IEEE and are adopted for a wide variety of both public and private uses. These include both use, by reference, in laws and regulations, and use in private self-regulation, standardization, and the promotion of engineering practices and methods. By making these documents available for use and adoption by public authorities and private users, IEEE does not waive any rights in copyright to the documents.

Photocopies

Subject to payment of the appropriate fee, IEEE will grant users a limited, non-exclusive license to photocopy portions of any individual standard for company or organizational internal use or individual, non-commercial use only. To arrange for payment of licensing fees, please contact Copyright Clearance Center, Customer Service, 222 Rosewood Drive, Danvers, MA 01923 USA; +1 978 750 8400. Permission to photocopy portions of any individual standard for educational classroom use can also be obtained through the Copyright Clearance Center.

Documents
Document Sharing Hub

Authorized licensed use limited to: Tsinghua University. Downloaded on February 24,2026 at 09:28:27 UTC from IEEE Xplore. Restrictions apply.

© ISO 2016 – All rights reserved
© IEEE 2014 – All rights reserved

Full document details: ISO/IEC/IEEE 11073-20601-2016

Updating of IEEE Standards documents

Users of IEEE Standards documents should be aware that these documents may be superseded at any time by the issuance of new editions or may be amended from time to time through the issuance of amendments, corrigenda, or errata. An official IEEE document at any point in time consists of the current edition of the document together with any amendments, corrigenda, or errata then in effect.

Every IEEE standard is subjected to review at least every ten years. When a document is more than ten years old and has not undergone a revision process, it is reasonable to conclude that its contents, although still of some value, do not wholly reflect the present state of the art. Users are cautioned to check to determine that they have the latest edition of any IEEE standard.

In order to determine whether a given document is the current edition and whether it has been amended through the issuance of amendments, corrigenda, or errata, visit the IEEE-SA Website at http://ieeexplore.ieee.org/xpl/standards.jsp or contact IEEE at the address listed previously. For more information about the IEEE-SA or IEEE's standards development process, visit the IEEE-SA Website at http://standards.ieee.org.

Errata

Errata, if any, for all IEEE standards can be accessed on the IEEE-SA Website at the following URL: http://standards.ieee.org/findstds/errata/index.html. Users are encouraged to check this URL for errata periodically.

Patents

Attention is called to the possibility that implementation of this standard may require use of subject matter covered by patent rights. By publication of this standard, no position is taken by the IEEE with respect to the existence or validity of any patent rights in connection therewith. If a patent holder or patent applicant has filed a statement of assurance via an Accepted Letter of Assurance, then the statement is listed on the IEEE-SA Website at http://standards.ieee.org/about/sasb/patcom/patents.html. Letters of Assurance may indicate whether the Submitter is willing or unwilling to grant licenses under patent rights without compensation or under reasonable rates, with reasonable terms and conditions that are demonstrably free of any unfair discrimination to applicants desiring to obtain such licenses.

Essential Patent Claims may exist for which a Letter of Assurance has not been received. The IEEE is not responsible for identifying Essential Patent Claims for which a license may be required, for conducting inquiries into the legal validity or scope of Patents Claims, or determining whether any licensing terms or conditions provided in connection with submission of a Letter of Assurance, if any, or in any licensing agreements are reasonable or non-discriminatory. Users of this standard are expressly advised that determination of the validity of any patent rights, and the risk of infringement of such rights, is entirely their own responsibility. Further information may be obtained from the IEEE Standards Association.

Documents
Document Sharing Hub
Authorized licensed use limited to: Tsinghua University. Downloaded on February 24,2026 at 09:28:27 UTC from IEEE Xplore. Restrictions apply.
Full document details: ISO/IEC/IEEE 11073-20601-2016
© ISO 2016 – All rights reserved
© IEEE 2014 – All rights reserved

Participants

At the time this standard was submitted to the IEEE-SA Standards Board for approval, the Personal Health Devices Working Group had the following membership:

Daidi Zhong, *Co-Chair*
Michael J. Kirwan, *Co-Chair*
Douglas P. Bogia, *Co-Chair*

Charles R. Abbruscato
Nabil Abujbara
Maher Abuzaid
Manfred Aigner
Jorge Alberola
Karsten Alders
Murtaza Ali
Rolf Ambuehl
David Aparisi
Lawrence Arne
Diego B. Arquillo
Serafin Arroyo
Muhammad Asim
Merat Bagha
Doug Baird
David Baker
Anindya Bakshi
Ananth Balasubramanian
Sunlee Bang
M. Jonathan Barkley
Gilberto Barrón
David Bean
John Bell
Rudy Belliardi
Kathryn M. Bennett
Daniel Bernstein
George A. Bertos
Chris Biernacki
Ola Björsne
Thomas Blackadar
Marc Blanchet
Thomas Bluethner
Xavier Boniface
Shannon Boucousis
Julius Broma
Lyle G. Bullock
Bernard Burg
Chris Burns
Anthony Butt
Jeremy Byford-Rew
Satya Calloji
Carole C. Carey
Santiago Carot-Nemesio
Randy W. Carroll
Simon Carter
Seungchul Chae
Rahul Chauhan
James Cheng
Peggy Chien
Chia-Chin Chong
Saeed A. Choudhary
Jinhan Chung
Malcolm Clarke
John A. Cogan
John T. Collins
Cory Condek
Todd H. Cooper
David Cornejo
Douglas Coup
Nigel Cox
Hans Crommenacker
Tomio Crosley
David Culp
Allen Curtis
Ndifor Cyril Fru
Jesús Daniel Trigo
Eyal Dassau
David Davenport
Russell Davis
Ed Day
Sushil K. Deka
Pedro de-las-Heras-Quiros
Jim DelloStritto
Matthew d'Entremont
Lane Desborough
Kent Dicks
Hyoungho Do
Xiaolian Duan
Brian Dubreuil
Jakob Ehrensvard
Fredrik Einberg
Roger M. Ellingson
Michihiro Enokida
Javier Escayola Calvo
Leonardo Estevez
Roger Feeley
Bosco T. Fernandes
Christoph Fischer
Morten Flintrup
Joseph W. Forler
Russell Foster
Eric Freudenthal
Matthias Frohner
Ken Fuchs
Jing Gao
Marcus Garbe
John Garguilo
Rick Geimer
Igor Gejdos
Ferenc Gerbovics
Nicolae Goga
Julian Goldman
Raul Gonzalez Gomez
Chris Gough
Channa Gowda
Charles M. Gropper
Amit Gupta
Jeff Guttmacher
Rasmus Haahr
Christian Habermann
Michael Hagerty
Jerry Hahn
Robert Hall
Nathaniel Hamming
Rickey L. Hampton
Sten Hanke
Jordan Hartmann
Kai Hassing
Marc Daniel Haunschild
Wolfgang Heck
Charles Henderson
Jun-Ho Her
Takashi Hibino
Timothy L. Hirou
Allen Hobbs
Alex Holland
Arto Holopainen
Robert Hoy
Frank Hsu
Anne Huang
Sen-Der Huang
Zhiqiang Huang
Ron Huby
Robert D. Hughes
David Hughes
Jiyoung Huh
Hugh Hunter
Hitoshi Ikeda
Yutaka Ikeda
Philip O. Isaacson
Atsushi Ito
Michael Jaffe
Praduman Jain
Danny Jochelson
Chris Johnson
Phaneeth Junga
Akiyoshi Kabe
Steve Kahle
Tomio Kamioka
Kei Kariya
Andy Kaschl
Junzo Kashihara
Kohichi Kashiwagi

Copyright © 2014 IEEE. All rights reserved.

Documents
Document Sharing Hub

Authorized licensed use limited to: Tsinghua University. Downloaded on February 24,2026 at 09:28:27 UTC from IEEE Xplore. Restrictions apply.

© ISO 2016 – All rights reserved
© IEEE 2014 – All rights reserved
Full document details: ISO/IEC/IEEE 11073-20601-2016

Ralph Kent
Laurie M. Kermes
Ikuo Keshi
Junhyung Kim
Min-Joon Kim
Minho Kim
Taekon Kim
Tetsuya Kimura
Alfred Kloos
Jeongmee Koh
Jean-Marc Koller
John Koon
Patty Krantz
Alexander Kraus
Ramesh Krishna
Geoffrey Kruse
Falko Kuester
Rafael Lajara
Pierre Landau
Jaechul Lee
JongMuk Lee
Kyong Ho Lee
Rami Lee
Sungkee Lee
Woojae Lee
Yonghee Lee
Joe Lenart
Kathryn A. Lesh
Qiong Li
Ying Li
Patrick Lichter
Jisoon Lim
Joon-Ho Lim
John Lin
Jiajia Liu
Wei-Jung Lo
Charles Lowe
Don Ludolph
Christian Luszick
Bob MacWilliams
Srikkanth Madhurbootheswaran
Romain Marmot
Sandra Martinez
Miguel Martínez de Espronceda Cámara
Peter Mayhew
Jim McCain
László Meleg
Alexander Mense
Ethan Metsger
Yu Miao
Jinsei Miyazaki
Erik Moll
Darr Moore
Piotr Murawski
Soundharya Nagasubramanian
Jae-Wook Nah
Alex Neefus
Trong-Nghia Nguyen-Dobinsky
Michael E. Nidd
Tetsu Nishimura
Jim Niswander
Hiroaki Niwamoto
Thomas Norgall
Anand Noubade
Yoshiteru Nozoe
Abraham Ofek
Brett Olive
Begonya Otal
Charles Palmer
Bud Panjwani
Carl Pantiskas
Harry P. Pappas
Mikey Paradis
Hanna Park
Jong-Tae Park
Myungeun Park
Soojun Park
Phillip E. Pash
TongBi Pei
Soren Petersen
James Petisce
Peter Piction
Michael Pliskin
Jeff Price
Harald Prinzhorn
John Quinlan
Arif Rahman
Tanzilur Rahman
Steve Ray
Phillip Raymond
Tim Reilly
Barry Reinhold
Brian Reinhold
Melvin I. Reynolds
John G. Rhoads
Jeffrey S. Robbins
Moskowitz Robert
Timothy Robertson
David Rosales
Bill Saltzstein
Benedikt Salzbrunn
Giovanna Sannino
Jose A. Santos-Cadenas
Stefan Sauermann
John Sawyer
Guillaume Schatz
Alois Schloegl
Paul S. Schluter
Lars Schmitt
Mark G. Schnell
Richard A. Schrenker
Antonio Scorpiniti
Kwang Seok Seo
Riccardo Serafin
Sid Shaw
Frank Shen
Liqun Shen
Bozhi Shi
Min Shih
Mazen Shihabi
Redmond Shouldice
Sternly K. Simon
Marjorie Skubic
Robert Smith
Ivan Soh
Motoki Sone
Emily Sopensky
Rajagopalan Srinivasan
Andreas Staubert
Nicholas Steblay
Beth Stephen
Lars Steubesand
John (Ivo) Stivoric
Raymond A. Strickland
Hermanni Suominen
Lee Surprenant
Ravi Swami
Ray Sweidan
Jin Tan
Haruyuyki Tatsumi
John W. Thomas
Brad Tipler
Jonas Tirén
James Tomcik
Janet Traub
Gary Tschautscher
Masato Tsuchid
Ken Tubman
Yoshihiro Uchida
Sunil Unadkat
Fabio Urbani
Philipp Urbauer
Laura Vanzago
Alpo Värri
Ciro de la Vega
Dalimar Velez
Naveen Verma
Rudi Voon
Isobel Walker
David Wang
Jerry P. Wang
Yao Wang
Yi Wang
Steve Warren
Fujio Watanabe
Toru Watsuji
Mike Weng
Kathleen Wible
Paul Williamson
Jan Wittenber
Jia-Rong Wu
Will Wykeham
Ariton Xhafa
Junjie Yang
Ricky Yang
Melanie Yeung
Done-Sik Yoo
Jason Zhang
Zhiqiang Zhang
Thomas Zhao
Miha Zoubek
Szymon Zysko

Copyright © 2014 IEEE. All rights reserved.

Documents
Document Sharing Hub

Authorized licensed use limited to: Tsinghua University. Downloaded on February 24,2026 at 09:28:27 UTC from IEEE Xplore. Restrictions apply.

Full document details: ISO/IEC/IEEE 11073-20601-2016

© ISO 2016 – All rights reserved
© IEEE 2014 – All rights reserved

The following members of the balloting committee voted on this standard. Balloters may have voted for approval, disapproval, or abstention.

Hector Barron Gonzalez
Pieter Botman
Lyle G. Bullock
Juan Carreon
Randy W. Carroll
Lawrence Catchpole
Jianwen Chen
Keith Chow
Donald Cragun
Paul Croll
Russell Davis
Douglas Dorr
Sourav Dutta
Christoph Fischer
David Friscia
David Fuschi
Randall Groves
Kai Hassing
Werner Hoelzl
Ruimin Hu
Noriyuki Ikeuchi
Akio Iso
Atsushi Ito
Raj Jain
Junghoon Jee
Piotr Karocki
Stuart Kerry
Geoff Ladwig
Richard Lancaster
Charles Ngethe
Melvin I. Reynolds
Terence Rout
Bartien Sayogo
Lars Schmitt
Carl Singer
Kapil Sood
Raymond A. Strickland
Walter Struppler
Jiande Sun
Hung-Yu Wei
Jan Wittenber
Oren Yuen
Daidi Zhong

When the IEEE-SA Standards Board approved this standard on 21 August 2014, it had the following membership:

John Kulick, *Chair*
Jon Walter Rosdahl, *Vice-chair*
Richard H. Hulett, *Past Chair*
Konstantinos Karachalios, *Secretary*

Peter Balma
Farooq Bari
Ted Burse
Clint Chaplain
Stephen Dukes
Jean-Phillippe Faure
Gary Hoffman
Michael Janezic
Jeffrey Katz
Joseph L. Koepfinger*
David Law
Hung Ling
Oleg Logvinov
T. W. Olsen
Glenn Parsons
Ron Peterson
Adrian Stephens
Peter Sutherland
Yatin Trivedi
Phil Winston
Don Wright
Yu Yuan

*Member Emeritus

Also included are the following nonvoting IEEE-SA Standards Board liaisons:

Richard DeBlasio, *DOE Representative*
Michael Janezic, *NIST Representative*

Don Messina
IEEE-SA Content Publishing

Kathryn Bennett
IEEE-SA Technical Community Programs

Copyright © 2014 IEEE. All rights reserved.

Documents
Document Sharing Hub

Authorized licensed use limited to: Tsinghua University. Downloaded on February 24,2026 at 09:28:27 UTC from IEEE Xplore. Restrictions apply.

© ISO 2016 – All rights reserved
© IEEE 2014 – All rights reserved
Full document details: ISO/IEC/IEEE 11073-20601-2016

Introduction

This introduction is not part of IEEE Std 11073-20601-2014, Health informatics—Personal health device communication—Part 20601: Application profile—Optimized Exchange Protocol.

ISO and IEEE 11073 standards enable communication between medical devices and external computer systems. This standard and corresponding IEEE 11073-104zz standards address a need for a simplified and optimized communication approach for personal health devices, which may or may not be regulated devices. These standards align with, and draw upon, the existing clinically focused standards to provide easy management of data from either a clinical or personal health device.

This document addresses a need for an openly defined, independent standard for converting the collected information into an interoperable transmission format so the information can be exchanged between agents and managers.

Other closely related standards include the following:

— IEEE Std 11073-00103-2012 [B5][a] provides an overview of the personal health space and defines the underlying use cases and usage models.

— ISO/IEEE 11073-10101 [B16] documents the nomenclature terms that can be used.

— ISO/IEEE 11073-10201:2004 [B17] documents the extensive domain information model (DIM) leveraged by this standard.

— ISO/IEEE 11073-104zz standards define specific device specializations. For example, ISO/IEEE 11073-10404 [B18] defines how interoperable pulse oximeters work.

— ISO/IEEE 11073-20101:2004 [B21] defines the medical device encoding rules (MDER) used in this standard.

[a] The numbers in brackets correspond to the numbers of the bibliography in Annex K.

Copyright © 2014 IEEE. All rights reserved.

Documents
Document Sharing Hub

Authorized licensed use limited to: Tsinghua University. Downloaded on February 24,2026 at 09:28:27 UTC from IEEE Xplore. Restrictions apply.

Full document details: ISO/IEC/IEEE 11073-20601-2016

© ISO 2016 – All rights reserved
© IEEE 2014 – All rights reserved

Contents

1. Overview 1

1.1 Scope 1
1.2 Purpose 1
1.3 Context 2

2. Normative references 5

3. Definitions, acronyms, and abbreviations 5

3.1 Definitions 5
3.2 Acronyms and abbreviations 6

4. Guiding principles 7

5. Introduction to IEEE 11073 personal health devices 8

5.1 General 8
5.2 Domain information model (DIM) 9
5.3 Service model 9
5.4 Communication model 9
5.5 Compliance with other standards 9
5.6 Security 9

6. Personal health device DIM 10

6.1 General 10
6.2 Nomenclature usage 11
6.3 Personal health object class definitions 12
6.3.1 General 12
6.3.2 MDS class 14
6.3.3 Metric class 22
6.3.4 Numeric class 28
6.3.5 RT-SA class 31
6.3.6 Enumeration class 33
6.3.7 PM-store class 35
6.3.8 PM-segment class 41
6.3.9 Scanner classes 46
6.4 Information model extensibility rules 57

7. Personal health device service model 58

7.1 General 58
7.2 Association service 58
7.3 Object access services 58
7.4 Specific application of object access EVENT REPORT services for personal health devices 59
7.4.1 General 59
7.4.2 Confirmed and unconfirmed event reports 59
7.4.3 Configuration event report 59
7.4.4 Agent- and manager-initiated measurement data transmission 63
7.4.5 Variable, fixed, and grouped format event reports 64
7.4.6 Single-person and multiple-person event reports 65

Copyright © 2014 IEEE. All rights reserved.

Documents
Document Sharing Hub

Authorized licensed use limited to: Tsinghua University. Downloaded on February 24,2026 at 09:28:27 UTC from IEEE Xplore. Restrictions apply.

© ISO 2016 – All rights reserved
© IEEE 2014 – All rights reserved

Full document details: ISO/IEC/IEEE 11073-20601-2016

7.4.7 Temporarily stored measurements ... 66

8. Communication model ... 66

8.1 General ... 66
8.2 System context ... 67
8.3 Communications characteristics ... 68
8.3.1 General ... 68
8.3.2 Common communications characteristics ... 69
8.3.3 Reliable communications characteristics ... 70
8.3.4 Best-effort communications characteristics ... 70
8.4 State machines ... 71
8.4.1 Agent state machine ... 71
8.4.2 Manager state machine ... 74
8.4.3 Timeout variables ... 75
8.5 Connected procedure ... 76
8.5.1 General ... 76
8.5.2 Entry conditions ... 76
8.5.3 Normal procedures ... 76
8.5.4 Exit conditions ... 77
8.5.5 Error conditions ... 77
8.6 Unassociated procedure ... 77
8.6.1 General ... 77
8.6.2 Entry conditions ... 77
8.6.3 Normal procedures ... 77
8.6.4 Exit conditions ... 77
8.6.5 Error conditions ... 77
8.7 Associating procedure ... 78
8.7.1 General ... 78
8.7.2 Entry conditions ... 78
8.7.3 Normal procedures ... 78
8.7.4 Exit conditions ... 82
8.7.5 Error conditions ... 82
8.7.6 Test association ... 83
8.8 Configuring procedure ... 84
8.8.1 General ... 84
8.8.2 Entry conditions ... 84
8.8.3 Normal procedures ... 84
8.8.4 Exit conditions ... 87
8.8.5 Error conditions ... 88
8.9 Operating procedure ... 88
8.9.1 General ... 88
8.9.2 Entry conditions ... 88
8.9.3 Normal procedures ... 88
8.9.4 Exit conditions ... 100
8.9.5 Error conditions ... 101
8.10 Disassociating procedure ... 102
8.10.1 General ... 102
8.10.2 Entry conditions ... 102
8.10.3 Normal procedures ... 103
8.10.4 Exit conditions ... 103
8.10.5 Error conditions ... 103
8.11 Message encoding ... 103
8.12 Time coordination ... 104
8.12.1 General ... 104
8.12.2 Absolute time ... 104

Copyright © 2014 IEEE. All rights reserved.

Documents
Document Sharing Hub

Authorized licensed use limited to: Tsinghua University. Downloaded on February 24,2026 at 09:28:27 UTC from IEEE Xplore. Restrictions apply.

Full document details: ISO/IEC/IEEE 11073-20601-2016

© ISO 2016 – All rights reserved
© IEEE 2014 – All rights reserved

8.12.3 Base time with offset 106
8.12.4 Relative time 106
8.12.5 High-resolution relative time 107

9. Conformance model 108

9.1 Applicability 108
9.2 Conformance specification 108
9.3 Implementation conformance statements (ICSs) 109
9.4 General conformance 109
9.4.1 General ICS 109
9.4.2 Minimum requirements ICS 111
9.4.3 Service support ICS 112
9.5 Device additions/extensions ICS 113
9.5.1 General additions/extensions ICS 113
9.5.2 Personal health device DIM object and class (POC) ICS 114
9.5.3 POC attribute ICS 114
9.5.4 POC behavior ICS 115
9.5.5 POC notification ICS 115
9.5.6 POC nomenclature ICS 116

Annex A (normative) ASN.1 definitions 117

Annex B (informative) Scale and range specification example 151

Annex C (informative) The PM-store concept 153

Annex D (informative) Transport profile types 158

Annex E (normative) State tables 161

Annex F (normative) Medical device encoding rules (MDER) 181

Annex G (informative) Encoded data type definitions 193

Annex H (informative) Examples 213

Annex I (normative) Nomenclature codes 228

Annex J (informative) Derivation and modification history 233

Annex K (informative) Bibliography 236

Copyright © 2014 IEEE. All rights reserved.

Documents
Document Sharing Hub

Authorized licensed use limited to: Tsinghua University. Downloaded on February 24,2026 at 09:28:27 UTC from IEEE Xplore. Restrictions apply.

© ISO 2016 – All rights reserved
© IEEE 2014 – All rights reserved

Full document details: ISO/IEC/IEEE 11073-20601-2016

Health informatics—Personal health device communication

Part 20601: Application profile—Optimized Exchange Protocol

IMPORTANT NOTICE: IEEE Standards documents are not intended to ensure safety, security, health, or environmental protection, or ensure against interference with or from other devices or networks. Implementers of IEEE Standards documents are responsible for determining and complying with all appropriate safety, security, environmental, health, and interference protection practices and all applicable laws and regulations.

This IEEE document is made available for use subject to important notices and legal disclaimers. These notices and disclaimers appear in all publications containing this document and may be found under the heading "Important Notice" or "Important Notices and Disclaimers Concerning IEEE Documents." They can also be obtained on request from IEEE or viewed at http://standards.ieee.org/IPR/disclaimers.html.

1. Overview

1.1 Scope

Within the context of the ISO/IEEE 11073 personal health device standard family, this standard defines an optimized exchange protocol and modeling techniques to be used by implementers of personal health devices to create interoperability between device types and vendors. This standard establishes a common framework for an abstract model of personal health data available in transport-independent transfer syntax required to establish logical connections between systems and to provide presentation capabilities and services needed to perform communication tasks. The protocol is optimized to personal health usage requirements and leverages commonly used methods and tools wherever possible.

1.2 Purpose

This standard addresses a need for an openly defined, independent standard for controlling information exchange to and from personal health devices and managers (e.g., cell phones, personal computers, personal health appliances, and set top boxes). Interoperability is key to growing the potential market for these devices and enabling people to be better informed participants in the management of their health.

Copyright © 2014 IEEE. All rights reserved.

Documents
Document Sharing Hub

Authorized licensed use limited to: Tsinghua University. Downloaded on February 24,2026 at 09:28:27 UTC from IEEE Xplore. Restrictions apply.

Full document details: ISO/IEC/IEEE 11073-20601-2016

© ISO 2016 – All rights reserved
© IEEE 2014 – All rights reserved

1.3 Context

Figure 1 shows categories and typical devices supporting the personal health space. Agents (e.g., blood pressure monitors, weighing scales, and pedometers) collect information about a person (or persons) and transfer the information to a manager (e.g., cell phone, health appliance, or personal computer) for collection, display, and possible later transmission. The manager may also forward the data to remote support services for further analysis. The information is available from a range of domains including disease management, health and fitness, or aging independently applications.

The communication path between agent and manager is assumed to be a logical point-to-point connection. Generally, an agent communicates with a single manager at any point in time. A manager may communicate with multiple agents simultaneously using separate point-to-point connections.

The overlay shows the focus area of the IEEE 11073™ Personal Health Devices Working Group. The primary concentration is the interface and data exchange between the agents and manager. However, this interface cannot be created in isolation by ignoring the remainder of the solution space. Remaining cognizant of the entire system helps to move data reasonably from the agents all the way to the remote support services when necessary. This path may include converting the data format, exchange protocols, and transport protocols across different interfaces. Much of the standardization effort is outside of the scope of the Personal Health Devices Working Group; however, aligning all standardization efforts allows data to flow seamlessly through the overall set of systems.

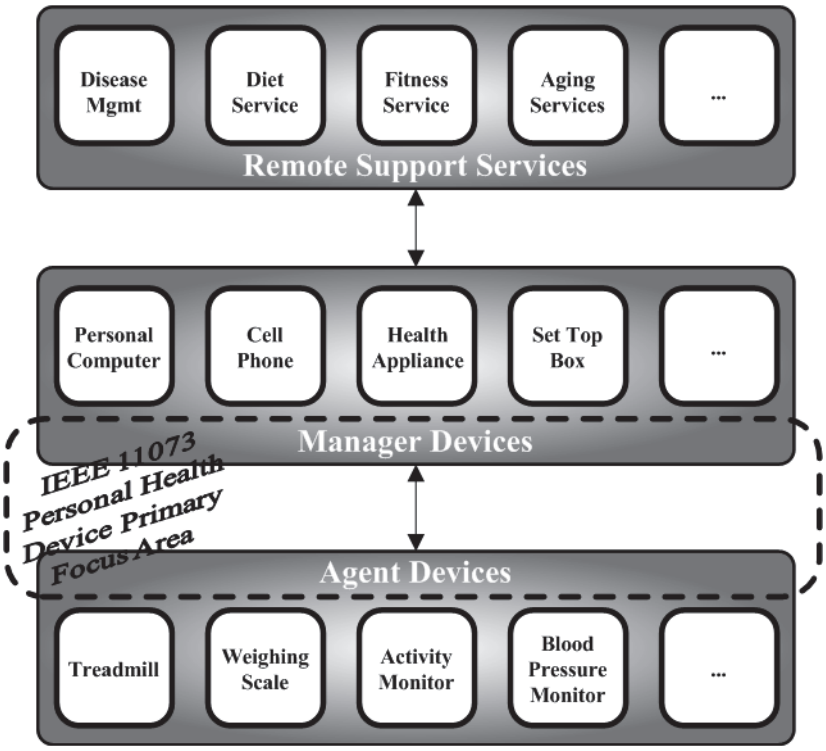

Figure 1—Overall context of work

Figure 2 shows a hierarchical view of the architecture of an agent or manager superimposed with a view of the related standards. The application layers are, for the most part, not specific to any particular transport. Where necessary, this standard identifies assumptions that require direct support by a transport or a "shim" layer above the transport. This approach allows support for various transports. The definition of the transports is outside the scope of this standard and the working group.

Copyright © 2014 IEEE. All rights reserved.

Documents
Document Sharing Hub

Authorized licensed use limited to: Tsinghua University. Downloaded on February 24,2026 at 09:28:27 UTC from IEEE Xplore. Restrictions apply.

© ISO 2016 – All rights reserved
© IEEE 2014 – All rights reserved
Full document details: ISO/IEC/IEEE 11073-20601-2016

Above the transport layer is the Optimized Exchange Protocol (described in this standard). This protocol consists of two aspects: the application layer services and the definition of the data exchange protocol between agents and managers. The application layer services provide the protocol for connection management and reliable transfer of actions and data between agent and manager. The data exchange protocol defines the commands, agent configuration information, data format, and overall protocol. The Optimized Exchange Protocol provides the basis to support any type of agent. For a specific device type, the reader is directed to the device specialization for that agent to understand the capabilities of the device and its implementation according to this standard. The device specialization indicates which aspects of this standard to comprehend and where further information to implement the device is found.

Above the exchange protocol are device specializations that describe specific details relative to the particular agent (e.g., blood pressure monitor, weighing scale, or pedometer). The specializations describe the details of how these agents work and act as a detailed description for creating a specific type of agent. Additionally, they provide reference to a related standard for further details. The standard numbers reserved for device specializations range from IEEE Std 11073-10401 through IEEE Std 11073-10499, inclusive. When the collection of standards is being referenced, the term *IEEE 11073-104zz* is used where zz could be any number in the range from 01 to 99, inclusive.

Some device specializations describe broad categories of device types (e.g., the IEEE 11073-10441™ model device types that promote cardiovascular activity such as step counters or exercise cycles). Other device specializations have a narrow focus on a single device type (e.g., IEEE 11073-10408™ model thermometers). Specializations that address one or more device types may also define *profiles*. A profile further constrains the model defined in a specialization to increase interoperability (e.g., the step counter profile utilizes a limited portion of IEEE 11073-10441 modeling).

The IEEE Std 11073-00103-2012 [B5][1] technical report describes the overall personal health space with further definition of the underlying use cases and usage models.

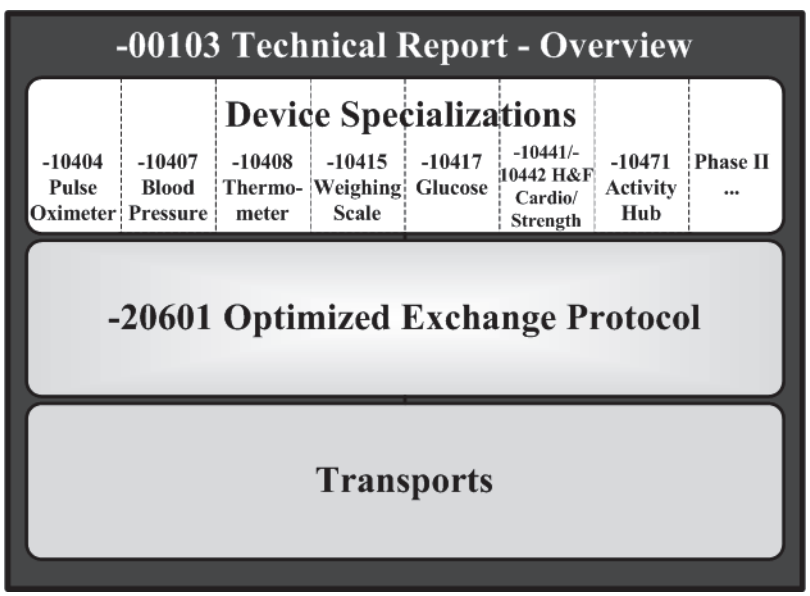

Figure 2—Document map

[1] The numbers in brackets correspond to the numbers of the bibliography in Annex K.

Copyright © 2014 IEEE. All rights reserved.

Documents
Document Sharing Hub

Authorized licensed use limited to: Tsinghua University. Downloaded on February 24,2026 at 09:28:27 UTC from IEEE Xplore. Restrictions apply.

Full document details: ISO/IEC/IEEE 11073-20601-2016

© ISO 2016 – All rights reserved
© IEEE 2014 – All rights reserved

The personal health device specializations are not being created independently of all other standards. There are a number of existing standards generated for clinical environments upon which these standards draw. Figure 3 shows the relationship to the remainder of the IEEE 11073 documents. There are two types of relationships:

— Drawing ideas and/or content from the other documents (dashed lines)

— Leveraging information from the other document and introducing new content into that document to support this standard (solid lines)

This standard imports information from ISO/IEEE 11073-10201:2004 [B17] and ISO/IEEE 11073-20101:2004 [B21] as normative annexes. If there is a discrepancy between these standards, this standard takes priority. Because of the reuse of constructs from these standards, some of the names appear to be more clinically focused [e.g., medical device system (MDS) instead of personal health device system]; however, to maintain consistency, the traditional names have been preserved.

This standard replicates relevant portions of ISO/IEEE 11073-10101 [B16] and incorporates new nomenclature codes.

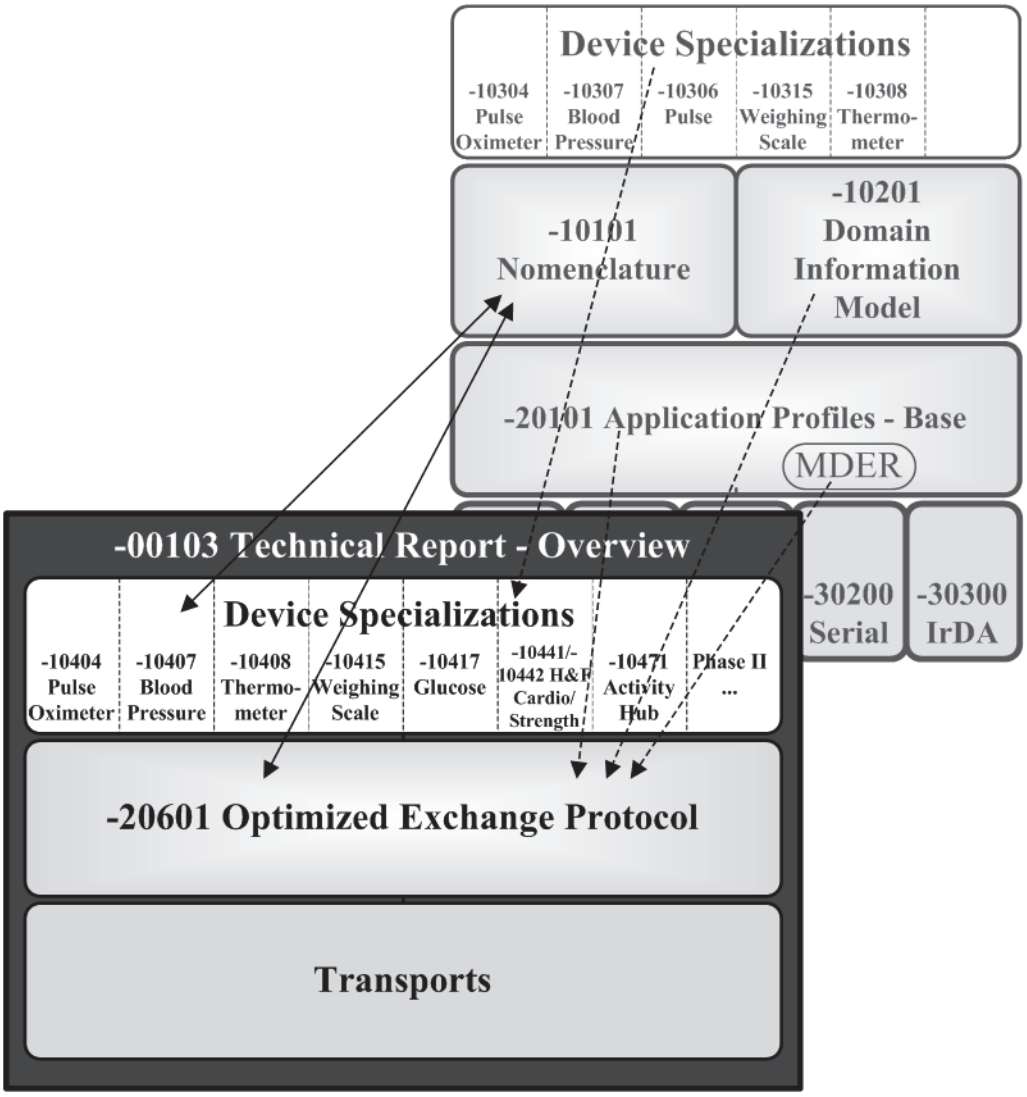

Figure 3—Relationship to other IEEE 11073 documents

Copyright © 2014 IEEE. All rights reserved.

Documents
Document Sharing Hub

Authorized licensed use limited to: Tsinghua University. Downloaded on February 24,2026 at 09:28:27 UTC from IEEE Xplore. Restrictions apply.

© ISO 2016 – All rights reserved
Full document details: ISO/IEEE 11073-20601:2016
© IEEE 2014 – All rights reserved

2. Normative references

The following referenced documents are indispensable for the application of this standard (i.e., they must be understood and used; therefore, each referenced document is cited in the text and its relationship to this standard is explained). For dated references, only the edition cited applies. For undated references, the latest edition of the referenced document (including any amendments or corrigenda) applies.

IEEE Std 802®-2014, IEEE Standard for Local and Metropolitan Area Networks: Overview and Architecture.[2,3]

IEEE Std 1541™-2002 (Reaff 2008), IEEE Standard for Prefixes for Binary Multiples.

ISO/IEC 80000-13:2008, Quantities and units — Part 13: Information science and technology.[4, 5]

ITU-T Rec. X.667 (Sept. 2004), Information technology — Open Systems Interconnection — Procedures for the operation of OSI Registration Authorities: Generation and registration of universally unique identifiers (UUIDs) and their use as ASN.1 object identifier components.[6]

3. Definitions, acronyms, and abbreviations

3.1 Definitions

For this standard, the following terms and definitions apply. *The IEEE Standards Dictionary Online* should be consulted for terms not defined in this clause.[7]

agent: A node that collects and transmits personal health data to an associated manager.

attribute: Data representing a property of an object. Attributes, together with actions, define an object.

AttributeChangeSet: The set of attribute value changes that represents an atomic update of an object. The medical device system (MDS) or scanner is notified when an AttributeChangeSet is completed. Collections of these AttributeChangeSets are mapped by the MDS or scanner into one of the ObservationScan structures in a scan event report that is sent to the manager. The manager updates its object with the set of attribute value changes contained in the ObservationScan before deriving any semantic behavior.

compute engine: *See:* **manager**.

confirmed: An application-level, completion notification service mechanism. For EVENT REPORT services (i.e., the data plane), confirmation allows the agent to know when the manager has "accepted responsibility" for a piece of data so that the agent can delete that piece of data. For the ACTION, GET, and SET services (i.e., the control plane), confirmation allows the manager to know when the agent has "completed" the requested transaction.

---

[2] IEEE publications are available from The Institute of Electrical and Electronics Engineers (http://standards.ieee.org).
[3] The IEEE standards or products referred to in this clause are trademarks of The Institute of Electrical and Electronics Engineers, Inc.
[4] This standard cancels and replaces sections 3.8 and 3.9 of IEC 60027-2 (2005).
[5] ISO/IEC publications are available from the International Organization for Standardization (http://www.iso.ch/). ISO/IEC publications are also available in the United States from Global Engineering Documents (http://global.ihs.com/). Electronic copies are available in the United States from the American National Standards Institute (http://www.ansi.org/).
[6] ITU-T publications are available from the International Telecommunications Union (http://www.itu.int/).
[7] *The IEEE Standards Dictionary Online* subscriptions are available at http://www.ieee.org/portal/innovate/products/standard/standards_dictionary.html

Copyright © 2014 IEEE. All rights reserved.

Documents
Document Sharing Hub

Authorized licensed use limited to: Tsinghua University. Downloaded on February 24,2026 at 09:28:27 UTC from IEEE Xplore. Restrictions apply.

Full document details: ISO/IEC/IEEE 11073-20601-2016

© ISO 2016 – All rights reserved
© IEEE 2014 – All rights reserved

device: A physical device implementing either an agent or manager role.

dynamic attribute: An attribute with a value that may change during an association. The attribute value should be sent at configuration time and shall be sent at or before the time when the value would be needed for interpreting a reported observation. The value may be updated later (e.g., in a scan or segment data event report). The attribute value remains in effect until updated by a later scan or segment data event report or the system exits the association.

handle: An unsigned 16-bit number that is locally unique and identifies one of the object instances within an agent.

manager: A node receiving data from one or more agent systems. Examples of managers include a cellular phone, health appliance, set top box, or computer system.

metric: An object that models different forms of measurements.

observational attribute: An attribute value that may change during the life of an association. The value may be sent in a scan or segment data event report. When a set of observational attribute values are received, these values are combined with the available context information (i.e., all related dynamic and static attribute values) to represent the observation at the observation time. Unlike dynamic and static attribute values, the observational attribute values are combined only once with context information (i.e., the observational attribute values are not reused when any new attribute values are received in the future).

object: A unit that represents some functionality or item in a device whose properties are described by attributes. Metric objects represent measurements (such as blood pressure, weight, or temperature), the medical device system (MDS) represents the device, persistent metric store (PM-store) objects represent the permanent storage mechanisms on an agent, and scanners represent a control and reporting mechanism.

personal health device: A device used in personal health applications.

personal telehealth device: *See:* **personal health device**.

static attribute: An attribute value that does not change (its value remains fixed) during the life of an association. The value is sent in the configuration event report. The value remains in effect until the system exits the associated state.

NOTE—Do not confuse the use of *static* in this document with *static* as used in the C programming language.[8]

3.2 Acronyms and abbreviations

APDU	application protocol data unit
API	Application Programming Interface
ASCII	American Standard Code for Information Interchange[9]
ASN.1	Abstract Syntax Notation One
AVA	attribute value assertion
BER	binary encoding rules
DIM	domain information model
DST	daylight savings time
ECG	electrocardiogram or electrocardiograph
EUI-64	extended unique identifier (64 bits)
FIFO	first-in, first-out

[8] Notes in text, tables, and figures of a standard are given for information only and do not contain requirements needed to implement the standard.
[9] Note that throughout this standard the term *ASCII* is used to mean the character set as defined in ISO/IEC 646:1991 [B14].

Copyright © 2014 IEEE. All rights reserved.

Documents
Document Sharing Hub

Authorized licensed use limited to: Tsinghua University. Downloaded on February 24,2026 at 09:28:27 UTC from IEEE Xplore. Restrictions apply.

© ISO 2016 – All rights reserved
© IEEE 2014 – All rights reserved
Full document details: ISO/IEEE 11073-20601-2016

GMDN	Global Medical Device Nomenclature
ICS	implementation conformance statement
ID	identifier
LSB	least significant bit
MDER	medical device encoding rules
MDNF	medical device numeric format
MDS	medical device system
MOC	medical object class
MSB	most significant bit
NaN	not a number
NBO	network byte order
NRes	not at this resolution
NTP	Network Time Protocol
OID	object identifier
OUI	organizationally unique identifier
PDU	protocol data unit
PER	packed encoding rules
PM	persistent metric
POC	*personal health device domain information model* object and class
RC_{assoc}	retry count: association procedure
RTC	real-time clock
RT-SA	real-time sample array
SCADA	supervisory control and data acquisition
SNTP	Simple Network Time Protocol
TCP	Transmission Control Protocol
TO_{assoc}	timeout: association procedure
TO_{ca}	timeout: confirmed action service
$TO_{cer\text{-}mds}$	timeout: confirmed event report service for the MDS object
$TO_{cer\text{-}pms}$	timeout: confirmed event report service for the PM-store object
$TO_{cer\text{-}scan}$	timeout: confirmed event report service for the scanner object
$TO_{clr\text{-}pms}$	timeout: confirmed action service to clear the PM-store object
TO_{config}	timeout: configuration procedure
TO_{cs}	timeout: confirmed set service
TO_{get}	timeout: get service
$TO_{release}$	timeout: association release procedure
$TO_{sp\text{-}mds}$	timeout: special interservice timeout for the MDS object
$TO_{sp\text{-}pms}$	timeout: special segment transfer timeout for the PM-segment object
USB	universal serial bus
UTC	coordinated universal time
UUID	universally unique identifier
XER	Extensible Markup Language (XML) encoding rules

4. Guiding principles

This standard and the other personal health device standards fit in the larger context of the ISO/IEEE 11073 family of standards. The full suite of standards enables agents to interconnect and interoperate with managers and with computerized healthcare information systems.

The communication profile defined in this standard takes into account the specific requirements of personal health agents and managers, which are typically used outside a clinical setting, e.g., mobile or in a person's home:

— Personal health agents typically have very limited computing capabilities.

Copyright © 2014 IEEE. All rights reserved.

Documents
Document Sharing Hub

Authorized licensed use limited to: Tsinghua University. Downloaded on February 24,2026 at 09:28:27 UTC from IEEE Xplore. Restrictions apply.

Full document details: ISO/IEC/IEEE 11073-20601-2016

© ISO 2016 – All rights reserved
© IEEE 2014 – All rights reserved

— Personal health agents typically have a fixed configuration, and they are used with a single manager device.

— Personal health agents are frequently battery powered, mobile devices, using a wireless communication link. Therefore, energy efficiency of the protocol is an important aspect.

— Personal health agents are often not permanently active. For example, a weighing scale may provide data only once or twice a day. An efficient connection procedure is needed for minimum overhead for such devices.

— Personal health managers tend to have more processing power, memory, and storage space so the protocol intentionally places more load on the managers.

— Personal health agents and managers convey information that could be useful to clinical professionals. As such, the quality of the data may be considered to have clinical merit even if acquired in a personal health or remote monitoring environment.

The ISO/IEEE 11073 family of standards is based on an object-oriented systems management paradigm. Data (measurement, state, and so on) are modeled in the form of information objects that are accessed and manipulated using an object access service protocol.

To address the unique requirements of personal health devices, a specialized application profile is defined in this standard. This profile leverages concepts from the ISO/IEEE 11073 family of standards and industry best practices to define an optimized communication profile for this domain:

— Where possible, the communication profile is not specific to any particular transport.

— The information model of the communication profile is built on the ISO/IEEE 11073 domain information model (DIM) and includes optimizations where possible.

— An optimized communication protocol is defined to reduce message size, run-time packet construction, and parsing overheads. This is possible due to the lower complexity of the devices in the personal health domain.

— Required definitions for a protocol implementation are included in this standard, rather than referenced. This approach facilitates easier adoption of this standard. In the case of discrepancies between the normative inclusions and a referenced document, this standard takes precedence.

Where possible, versions of this standard are fully backward compatible with at least two major versions.

NOTE—It is expected that any new additions to the DIM or other relevant parts of the ISO/IEEE 11073 family of standards will be adopted and reflected in future revisions of those standards.

5. Introduction to IEEE 11073 personal health devices

5.1 General

The overall ISO/IEEE 11073 system model is divided into three principal components: the DIM, the service model, and the communications model. These three models work together to represent data, define data access and command methodologies, and communicate the data from an agent to a manager. Because of the tight relationship between the models, the DIM, service model, and communications model are briefly introduced in 5.2, 5.3, and 5.4, respectively, so that when they are described in more detail, in Clause 6, Clause 7, and Clause 8, respectively, the basic concepts are familiar.

Copyright © 2014 IEEE. All rights reserved.

Documents
Document Sharing Hub

Authorized licensed use limited to: Tsinghua University. Downloaded on February 24,2026 at 09:28:27 UTC from IEEE Xplore. Restrictions apply.

© ISO 2016 – All rights reserved
© IEEE 2014 – All rights reserved
Full document details: ISO/IEC/IEEE 11073-20601-2016

5.2 Domain information model (DIM)

The DIM, described in detail in Clause 6, characterizes information from an agent as a set of objects. Each object has one or more attributes. Attributes describe measurement data that are communicated to a manager as well as elements that control behavior and report on the status of the agent.

5.3 Service model

The service model, described in detail in Clause 7, provides data access primitives that are sent between the agent and manager to exchange data from the DIM. These primitives include commands such as Get, Set, Action, and Event Report.

5.4 Communication model

The communication model, described in detail in Clause 8, supports the topology of one or more agents communicating over point-to-point connections to a single manager. For each point-to-point connection, the dynamic system behavior is defined by a connection state machine. The connection state machine defines the states and substates an agent and manager pair passes through, including states related to connection, association, and operation. The communication model also defines in detail the entry, exit, and error conditions for the respective states including various operating procedures for measurement data transmission. The communication model also includes assumptions regarding the underlying communication layers' behavior.

Another function of the communication model is to convert the abstract data modeling (abstract syntax) used in the DIM into a transfer syntax, for example, to binary messages using medical device encoding rules (MDER), that are sent using the communication model.

5.5 Compliance with other standards

Devices that comply with this standard may also be required to comply with other domain- and device-specific standards that supersede the requirements of this standard with respect to issues including safety, reliability, and risk management. A user of this standard is expected to be familiar with all other such standards that apply and to comply with any higher specifications thus imposed. Typically, medical devices will comply with the IEC 60601-1 (2005) +A1 (2012) [B1] base standards with respect to electrical and mechanical safety and any device-specific standard as might be defined in the IEC 60601-2 [B2] series of standards. Software aspects may apply through standards such as IEC 62304 (2006)/EN 62304 (2006) [B3].

Devices that comply with this standard implement higher layers of network software and utilize lower layers as appropriate to the application. The requirements on performance of such applications and conformance are defined elsewhere and are outside the scope of this standard. Moreover, the use of any medical equipment is subject to risk assessment and risk management appropriate to the application. Relevant examples are ISO 14971:2007 [B12] and IEC 80001-1 (2010) [B4]. The requirements of such risk assessment and risk management and conformance are outside the scope of this standard.

5.6 Security

This standard does not provide any method to ensure security of data exchange. It assumes that data exchange is secured by other means, for example, a secure transport channel.

Copyright © 2014 IEEE. All rights reserved.

Documents
Document Sharing Hub

Authorized licensed use limited to: Tsinghua University. Downloaded on February 24,2026 at 09:28:27 UTC from IEEE Xplore. Restrictions apply.

Full document details: ISO/IEC/IEEE 11073-20601-2016

© ISO 2016 – All rights reserved
© IEEE 2014 – All rights reserved

6. Personal health device DIM

6.1 General

Personal health devices, within this standard, are defined using an object-oriented model. This DIM defines several classes for modeling an agent. The model describes an agent device as a set of objects that represent the data sources, as the elements that a manager can use to control the behavior of the agent, and as the mechanism the agent uses to report updates to the status of agent representation. Agent device objects have attributes that represent information and status for the object.

Manager devices communicate with agent device objects through the use of well-defined methods, such as GET and SET, and are defined in each subclause describing an object. Information, such as measurements, is sent from agent data objects to the manager device using event reports.

The information model for the domain of personal health devices is an object-oriented model defining data objects of agents, including their attributes and methods. The use of an object-oriented information model supports the following:

— Separation of specification from implementation through the principle of encapsulation

— Support for evolution through the principle of inheritance

— Support for backward compatibility through the principle of polymorphism

The objects derived from classes defined in the information model represent all data that an agent system can communicate to a manager system by means of the application protocol defined in this standard. Such data are modeled in the form of object attributes. Furthermore, the information model defines specific data access services in the form of methods that are used for data exchange between agent and manager systems. These services model the application protocol messages (data access primitives) defined in this standard.

Objects define the structure and the capabilities of the agent system. The manager system accesses these objects to retrieve data and/or to control the agent system. This standard does not define an information model of the manager system.

The information model is a hierarchical model that defines the logical structure and capability of a personal health device. At a top level, the MDS object represents the properties and services of the device itself, independent of its health data capabilities. Properties of the MDS object include attributes for device identification and further technical descriptive and state data. The application-specific data (e.g., health data and measurement data) provided by the personal health device are modeled in the form of further information objects that are logically contained in the MDS object. The set of object attributes, together with this containment relation, describes the configuration and, as such, the capabilities of the personal health device.

Note that while the definitions in this standard make use of object orientation to define the information model, this practice does not imply use of object-oriented technologies (e.g., object-oriented programming languages) for the implementation of this standard in a particular device. The model is used to define data structures and access methods (protocol messages) in a consistent and maintainable way. Conformance to these definitions is at a communication protocol message level only. Specifically, definitions in this standard are optimized to allow very simple agent implementations (e.g., by use of pre-defined transmission templates). Likewise, the implementation of the manager device is free to choose a design that makes use of the information objects versus other design alternatives.

Copyright © 2014 IEEE. All rights reserved.

Documents
Document Sharing Hub

Authorized licensed use limited to: Tsinghua University. Downloaded on February 24,2026 at 09:28:27 UTC from IEEE Xplore. Restrictions apply.

© ISO 2016 – All rights reserved
© IEEE 2014 – All rights reserved
Full document available on ISO/IEC/IEEE 11073-20601-2016

This standard makes use of information classes and objects that are defined in ISO/IEEE 11073-10201:2004 [B17], but adapts these to the domain of personal health device communication in the following ways:

— The definition of attributes that are mandatory, optional, or conditional may be different.

— Additional object services may be defined.

— Additional attributes may be defined.

— Some features of the original model might not be used.

6.2 Nomenclature usage

A key aspect of the DIM is that object classes and attributes are referenced using nomenclature codes found in ISO/IEEE 11073-10101 [B16]. By using a consistent nomenclature, interoperability is enhanced as all implementations maintain the same semantic meaning for the numeric codes. Using nomenclature codes also assists with international implementations as the use of strings is reduced.

The ISO/IEEE 11073 nomenclature is defined as a set of context-dependent partitions. The nomenclature code in each context-dependent partition is defined by a 16-bit code that supports up to 65 536 independent terms per partition. The partitions are referenced by a 16-bit partition code. When the partition of the nomenclature code is defined through context, then it is possible to use only the 16-bit term code. If the context is not defined or a context-independent term code is required, then this situation is specified by a 32-bit code constructed from the 16-bit partition code together with the 16-bit term code. Table 1 shows the partitions that are defined in this standard and/or ISO/IEEE 11073-10101 [B16].

Term codes from 0xF000 – 0xFFFF in each partition in the nomenclature are reserved for private (vendor-specified) nomenclature codes.

For each nomenclature term, ISO/IEEE 11073-10101 [B16] defines a systematic name that explains the term, a unique code value, and a reference identifier (ID). The reference ID has the form MDC_XXX_YYY (with MDC referring to “medical device communication”). Throughout this standard, nomenclature terms and nomenclature codes are referenced by the reference ID.

Copyright © 2014 IEEE. All rights reserved.

Documents
Document Sharing Hub

Authorized licensed use limited to: Tsinghua University. Downloaded on February 24,2026 at 09:28:27 UTC from IEEE Xplore. Restrictions apply.

Full document details: ISO/IEC/IEEE 11073-20601-2016

© ISO 2016 – All rights reserved
© IEEE 2014 – All rights reserved

Table 1—Partitions in the nomenclature

Partition number	Nomenclature category
0	Unspecified
1	Object-oriented
2	Supervisory control and data acquisition (SCADA)
3	Events
4	Dimensions (units of measurement)
5	Virtual attributes
6	Parameter groups
7	[Body] sites
8	Infrastructure
9	File Exchange Format
10	Electrocadiogram (ECG) Extensions
11	IDCO Extensions
12–127	Reserved
128	Personal health devices disease management
129	Personal health devices health and fitness
130	Personal health devices aging independently
131–254	Reserved
255	Return codes
256	External nomenclature references
257–1023	Reserved
1024	Private
1025–65 535	Reserved

6.3 Personal health object class definitions

6.3.1 General

The diagram in Figure 4 uses Unified Modeling Language (UML) to represent the information objects of a personal health agent along with class relationships. The top-most object represents the MDS information and its status (see 6.3.2). There are zero or more numeric, real-time sample array (RT-SA), enumeration, scanner, or persistent metric store (PM-store) objects associated with an MDS object. There are zero or more PM-segments that contain persistent metrics associated with a PM-store. Numeric, RT-SA, and enumeration are derived from a common metric base class that contains common and shared attributes (see 6.3.3). In general, numeric objects represent episodic measurements (see 6.3.4), RT-SA objects represent continuous samples or wave forms (see 6.3.5), enumeration objects represent event annotations (see 6.3.6), and PM-stores (see 6.3.7) along with PM-segments (see 6.3.8) provide a persistent storage mechanism for metrics that are accessed by the manager at a later time. In addition, a scanner object (further defined in 6.3.9) facilitates the reporting of agent-initiated data transfers.

Copyright © 2014 IEEE. All rights reserved.

Documents
Document Sharing Hub

Authorized licensed use limited to: Tsinghua University. Downloaded on February 24,2026 at 09:28:27 UTC from IEEE Xplore. Restrictions apply.

© ISO 2016 – All rights reserved
Full document details: ISO/IEC/IEEE 11073-20601-2016
© IEEE 2014 – All rights reserved

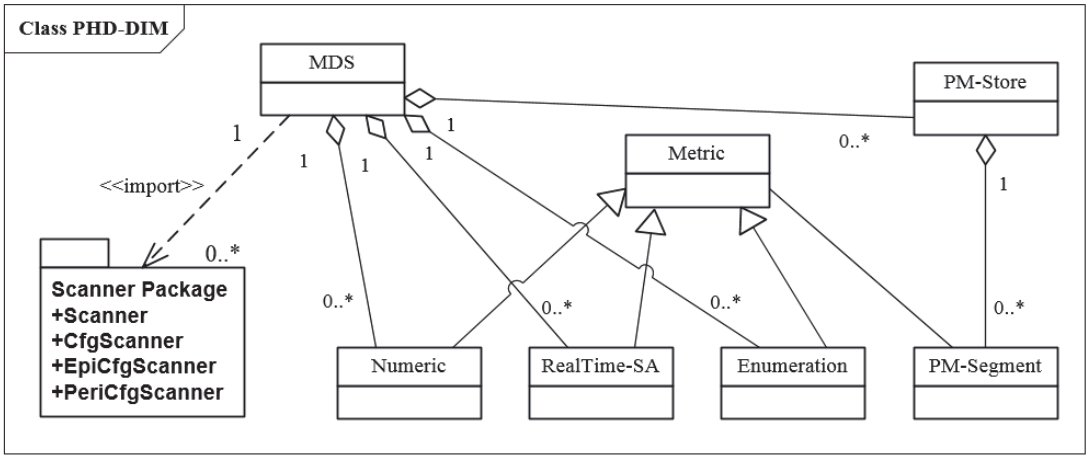

Figure 4—Personal health device—DIM

Subclauses 6.3.2 through 6.3.9 describe the classes of the personal health device DIM. Each subclause uses the following format:

— The nomenclature code used to identify the class. This code is used during the configuration event to report the class for each object and allows the manager to learn whether the object being specified is numeric, RT-SA, or any of the other classes.

— The attributes defined by the class.

— The methods available.

— The potential events generated by objects instantiated from the class.

— The available services such as getting or setting attributes.

Each attribute data type is defined using an Abstract Syntax Notation One (ASN.1) [B22]. The ASN.1 definitions for all data types and exchange formats are found in Annex A.

The attributes for each class are defined in tables that specify the name of the attribute, its nomenclature reference ID, its type, a description of the attribute, and its qualifiers. The qualifiers Conditional, Optional, and Mandatory identify when the attribute is to be implemented in the object. A conditional attribute is implemented based on the condition(s) stated in the Remark column. Conditional attributes shall be implemented if the remark applies and may be implemented otherwise. Optional attributes may be implemented by an agent. Mandatory attributes shall be implemented by an agent.

An attribute is further qualified as static, dynamic, or observational. Static attributes shall not change value during the life of an association. The value is sent in the configuration event report. The value remains in effect until the system exits the associated state. Dynamic attributes have a value that may change during the life of an association. The attribute value should be sent at configuration time and shall be sent at or before the time when the value would be needed for interpreting a reported observation. The value may be updated later (e.g., in a scan or segment data event report). The attribute value remains in effect until updated by a later scan or segment data event report or the system exits the association. Observational attributes have a value that may change during the life of an association. The value may be sent in a scan or segment data event report. When a set of observational attribute values are received, these values are combined with the available context information (i.e., all related dynamic and static attribute values) to represent the observation at the observation time. Unlike dynamic and static attribute values, the observational attribute values are combined only once with context information (i.e., the observational

Copyright © 2014 IEEE. All rights reserved.

Documents
Document Sharing Hub

Authorized licensed use limited to: Tsinghua University. Downloaded on February 24,2026 at 09:28:27 UTC from IEEE Xplore. Restrictions apply.

Full document details: ISO/IEC/IEEE 11073-20601-2016

© ISO 2016 – All rights reserved
© IEEE 2014 – All rights reserved

attribute values are not reused when any new attribute values are received in the future). In the metric object tables, attributes that are labeled as observations may be additionally flagged as a (1) setting, (2) manual entry, or (3) calculation entirely from manual and/or setting entry attributes. In those three cases, the observational attribute is to be considered valid for the time interval between when it is first set until it, or any other attribute in the object in which it is contained, is updated. Without these settings, the observational attribute is only considered valid at the time it is taken. The agent sets these flags in the Metric-Spec-Small attribute. The attribute types are summarized in Table 2.

Table 2—Attribute types

Attribute type	Can be reported by…	Attribute value remains in effect until…
Dynamic attribute may change during the life of an association	• Should be reported in a configuration event report and shall be sent at or before the time when the value would be needed for interpreting a report observation • May be reported in a scan or segment data event report	• Updated by a later scan or segment data event report • The system exits the association state
Observational attribute may change during the life of an association	• Shall be reported in a scan or segment data event report	• These values are combined with the available context information (i.e., all related dynamic and static attribute values) to represent the observation at the observation time.
Static attribute shall not change during the life of an association	• Shall be reported in the configuration event report	• The system exits the association state

The nomenclature code of the object class (e.g., numeric or RT-SA) is sent to the manager at configuration time to create a mirrored object representation. Each object has a Handle attribute that is used to identify the object for operations (to or from the object) and other attributes to represent and convey information on the physical device and its data sources. Attributes are accessed and modified using methods such as GET and SET. Data are transmitted using EVENTs.

6.3.2 MDS class

6.3.2.1 General

Each personal health device agent is defined by an object-oriented model as shown in Figure 4. The top-level object of each agent is instantiated from the MDS class. Each agent has one MDS object. The MDS represents the identification and status of the agent through its attributes.

6.3.2.2 MDS class identification

The nomenclature code to identify the MDS class is MDC_MOC_VMS_MDS_SIMP.

Copyright © 2014 IEEE. All rights reserved.

Documents
Document Sharing Hub

Authorized licensed use limited to: Tsinghua University. Downloaded on February 24,2026 at 09:28:27 UTC from IEEE Xplore. Restrictions apply.

© ISO 2016 – All rights reserved
Full document available on ISO/IEC/IEEE 11073-20601-2016
© IEEE 2014 – All rights reserved

6.3.2.3 MDS class attributes

Table 3 defines the set of MDS attributes that are supported for personal health agent communication. An MDS object shall support all mandatory attributes, but may have a subset of the conditional and optional attributes present.

Table 3—MDS attributes

Attribute name	Attribute ID	Attribute type	Remark	Qualifiers
Handle	MDC_ATTR_ID_HANDLE	HANDLE	The Handle attribute represents a reference ID for this object. The value of the MDS Handle attribute shall be 0.	Mandatory Static
System-Type	MDC_ATTR_SYS_TYPE	TYPE	This attribute defines the type of the agent, as defined in nomenclature (e.g., weighing scale). The values shall come from ISO/IEEE 11073-10101 [B16], nom-part-object partition, and subpartition MD-Gen (Medical Device – Generic). One and only one of System-Type or System-Type-Spec-List shall be present.	Conditional Static
System-Model	MDC_ATTR_ID_MODEL	SystemModel	This attribute defines manufacturer and model number of the agent device.	Mandatory Static
System-Id	MDC_ATTR_SYS_ID	OCTET STRING	This attribute is an IEEE EUI-64, which consists of a 24-bit unique organizationally unique identifier (OUI) followed by a 40-bit manufacturer-defined ID. The OUI shall be a value assigned by the IEEE Registration Authority (http://standards.ieee.org/regauth/index.html) and shall be used in accordance with IEEE Std 802-2014.[10]	Mandatory Static
Dev-Configuration-Id	MDC_ATTR_DEV_CONFIG_ID	ConfigId	This attribute defines the identification of the agent device configuration. This Dev-Configuration-Id is static during the lifetime of an association; it is normally exchanged during the association procedure. The manager can GET this attribute during operation. If this attribute is queried prior to when the agent and manager agree upon a configuration, the agent shall return the configuration ID that is being offered at that time. For more information on this attribute, see 8.8.	Mandatory Static

[10] For information on references, see Clause 2.

Copyright © 2014 IEEE. All rights reserved.

Documents
Document Sharing Hub

Authorized licensed use limited to: Tsinghua University. Downloaded on February 24,2026 at 09:28:27 UTC from IEEE Xplore. Restrictions apply.

Full document details: ISO/IEC/IEEE 11073-20601-2016

© ISO 2016 – All rights reserved
© IEEE 2014 – All rights reserved

Table 3—MDS attributes *(continued)*

Attribute name	Attribute ID	Attribute type	Remark	Qualifiers
Attribute-Value-Map	MDC_ATTR_ATTRIBUTE_VAL_MAP	AttrValMap	This attribute defines the attributes that are reported in the fixed format data update messages (see 7.4.5 for more information). If the agent uses fixed format value messages to report dynamic data for the object, this attribute shall be set prior to sending such a report. This attribute value may change between sending such event reports and shall be sent in an event report if it changes while associated.	Conditional Dynamic
Production-Specification	MDC_ATTR_ID_PROD_SPECN	ProductionSpec	This attribute defines component revisions, serial numbers, and so on in a manufacturer-specific format.	Optional Static
Mds-Time-Info	MDC_ATTR_MDS_TIME_INFO	MdsTimeInfo	This attribute defines the time handling capabilities and the status of the MDS. Usage of this attribute is required if synchronization or settable time is supported.	Conditional Dynamic
Date-and-Time	MDC_ATTR_TIME_ABS	AbsoluteTime	This attribute defines the date and time of an agent with resolution of 1/100 of a second, if available. For more information on this attribute, see 8.12. If the agent reports AbsoluteTime in any message, it shall report its current value of AbsoluteTime in this attribute. If this attribute is used, the Base-Offset-Time attribute shall not be used.	Conditional Observational
Base-Offset-Time	MDC_ATTR_TIME_BO	BaseOffsetTime	This attribute defines the date and time of an agent as a base time with the offset in minutes to local time. For more information on this attribute, see 8.12. If the agent reports BaseOffsetTime in any message, it shall report its current value of base time in this attribute. If this attribute is used, the Date-and-Time attribute shall not be used.	Conditional Observational
Relative-Time	MDC_ATTR_TIME_REL	RelativeTime	If the agent reports RelativeTime in any message, it shall report its current value of RelativeTime in this attribute.	Conditional Observational

Copyright © 2014 IEEE. All rights reserved.

Documents
Document Sharing Hub

Authorized licensed use limited to: Tsinghua University. Downloaded on February 24,2026 at 09:28:27 UTC from IEEE Xplore. Restrictions apply.

© ISO 2016 – All rights reserved
© IEEE 2014 – All rights reserved
Full document details: ISO/IEC/IEEE 11073-20601-2016

Table 3—MDS attributes *(continued)*

Attribute name	Attribute ID	Attribute type	Remark	Qualifiers
HiRes-Relative-Time	MDC_ATTR_TIME_REL_HI_RES	HighResRelativeTime	If the agent reports HighResRelativeTime in any message, it shall report its current value of HighResRelativeTime in this attribute.	Conditional Observational
Date-and-Time-Adjustment	MDC_ATTR_TIME_ABS_ADJUST	AbsoluteTimeAdjust	This attribute reports any date and time adjustments that occur either due to a person's changing the clock or events such as daylight savings time. This is used in event reports only. If queried with Get MDS Object command, this value shall be not present or 0. If the agent ever adjusts the date and time, this attribute is used in an event report to report such adjustment.	Conditional Observational
Power-Status	MDC_ATTR_POWER_STAT	PowerStatus	This attribute reports whether power is being drawn from battery or main power lines and the status of charging.	Optional Dynamic
Battery-Level	MDC_ATTR_VAL_BATT_CHARGE	INT-U16	This attribute reports the percentage of battery capacity remaining, which is undefined if value > 100.	Optional Observational
Remaining-Battery-Time	MDC_ATTR_TIME_BATT_REMAIN	BatMeasure	This attribute represents the predicted amount of operational time left on the batteries. The BatMeasure's unit shall be set to one of MDC_DIM_MIN, MDC_DIM_HR, or MDC_DIM_DAY for minutes, hours, or days, respectively.	Optional Observational
Reg-Cert-Data-List	MDC_REG_CERT_DATA_LIST	RegCertDataList	This attribute lists various regulatory and/or certification compliance items to which the agent claims adherence as an informative statement. The Implementation Conformace Statements (see Clause 9) take precedence over this attribute and are the legally binding claims.	Optional Static

Copyright © 2014 IEEE. All rights reserved.

Documents
Document Sharing Hub

Authorized licensed use limited to: Tsinghua University. Downloaded on February 24,2026 at 09:28:27 UTC from IEEE Xplore. Restrictions apply.

Full document details: ISO/IEC/IEEE 11073-20601-2016

© ISO 2016 – All rights reserved
© IEEE 2014 – All rights reserved

Table 3—MDS attributes *(continued)*

Attribute name	Attribute ID	Attribute type	Remark	Qualifiers
System-Type-Spec-List	MDC_ATTR_SYS_TYPE_SPEC_LIST	TypeVerList	This attribute reports the type(s) of the agent, as defined in nomenclature (e.g., weighing scale). The values shall come from ISO/IEEE 11073-10101 [B16], nom-part-infrastruct partition, subpartition DEVspec, and reference ISO/IEEE 11073-104zz specializations. If an agent does not follow any specialization, the list shall be left blank. If an agent follows a profile within a specialization, it shall report both the specialization and the profile nomenclature values in this list. This list shall also contain the version of the specialization(s)/profile(s). One and only one of System-Type or System-Type-Spec-List shall be present. If the agent is multifunction, this attribute shall be present.	Conditional Static
Confirm-Timeout	MDC_ATTR_CONFIRM_TIMEOUT	RelativeTime	This informational timeout attribute defines the minimum time that the agent shall wait for a Response message from the manager after issuing a Confirmed Event Report invoke message before timing out and transitioning to the Unassociated state. This is an informational attribute for the benefit of the manager. If this attribute is supplied, it shall match the actual timeout value that the agent uses for the Confirmed Event Report generated from the MDS object. This attribute is informational for the manager in the sense that the manager does not use this attribute in an actual implementation of the protocol (i.e., the manager does not time out on an agent-generated Confirmed Event Report). However, the manager might wish to use this information to prioritize its handling of a "short" timeout agent over that of a "long" timeout agent.	Optional Dynamic

Copyright © 2014 IEEE. All rights reserved.

Documents
Document Sharing Hub

Authorized licensed use limited to: Tsinghua University. Downloaded on February 24,2026 at 09:28:27 UTC from IEEE Xplore. Restrictions apply.

© ISO 2016 – All rights reserved
© IEEE 2014 – All rights reserved
Full document details: ISO/IEC/IEEE 11073-20601-2016

Table 3—MDS attributes *(continued)*

Attribute name	Attribute ID	Attribute type	Remark	Qualifiers
Transport-Timeout	MDC_ATTR_TRANSPORT_TIMEOUT	RelativeTime	This timeout attribute defines the minimum time that the manager shall wait for a response message from the agent after sending a message over the underlying transport before timing out and transitioning to the Disconnected state. It is highly recommended for any agent using a transport that may cause long latency to include this attribute in the option-list of PhdAssociationInformation structure so that the manager can prepare for a long delay during Configuring state.	Optional Dynamic

Note that the attribute System-Type is independent of the similarly named System-Type field in the PhdAssociationInformation structure of an association request.

The MDS attributes represent a device-level view and are independent of the particular configuration that has been offered or accepted. For instance, the System-Type-Spec-List or Reg-Cert-Data-List provides all capabilities that the device may offer. The current configuration may or may not provide everything listed in the attribute.

The attribute data types are defined in Annex A.

6.3.2.4 MDS object methods

Table 4 defines the methods (actions) available for the MDS object. These methods are invoked using the ACTION service. In Table 4, the Method/Action column defines the name of the method. The Mode column defines whether the method is invoked as an unconfirmed action (i.e., roiv-cmip-action from A.10.2) or a confirmed action (i.e., roiv-cmip-confirmed-action). The Action-type column defines the nomenclature ID to use in the action-type field of an action request and response (see A.10.6). The action-info-args column defines the associated data structure to use in the action message for the action-info-args field of the request. The Resulting action-info-args column defines the structure to use in the action-info-args of the response.

Table 4—MDS object methods

Method/Action	Mode	Action-type	action-info-args	Resulting action-info-args
MDS-Data-Request	Confirmed	MDC_ACT_DATA_REQUEST	DataRequest	DataResponse
Set-Time	Confirmed	MDC_ACT_SET_TIME	SetTimeInvoke	None
Set-Base-Offset-Time	Confirmed	MDC_ACT_SET_BO_TIME	SetBOTimeInvoke	None

Copyright © 2014 IEEE. All rights reserved.

Documents
Document Sharing Hub

Authorized licensed use limited to: Tsinghua University. Downloaded on February 24,2026 at 09:28:27 UTC from IEEE Xplore. Restrictions apply.

Full document details: ISO/IEC/IEEE 11073-20601-2016

© ISO 2016 – All rights reserved
© IEEE 2014 – All rights reserved

— **MDS-Data-Request:**
This method allows the manager system to enable or disable measurement data transmission from the agent (see 8.9.3.3.3 for a description).

— **Set-Time:**
This method allows the manager system to set a real-time clock (RTC) with the absolute time. The agent indicates whether the Set-Time command is valid by using the mds-time-capab-set-clock bit in the Mds-Time-Info attribute (see Table 3). If the agent supports Set-Time, it shall respond with a rors-cmip-confirmed-action, but the action-info-args is empty in this response. If the agent does not support Set-Time, it shall respond with a no-such-action error (roer).

— **Set-Base-Offset-Time:**
This method allows the manager system to set a RTC with a base time and the offset in minutes to local time. The agent indicates whether the Set-Base-Offset-Time command is valid by using the mds-time-capab-set-clock bit in the Mds-Time-Info attribute (see Table 3). If the agent supports Set-Base-Offset-Time, it shall respond with a rors-cmip-confirmed-action, but the action-info-args is empty in this response. If the agent does not support Set-Base-Offset-Time, it shall respond with a no-such-action error (roer). If the base time seconds field and base time fraction of a second field are set to 0x0 in the arguments of the Set-Base-Offset-Time action (these values are undefined in Network Time Protocol (NTP)), then only the offset to local time shall be set. If the base time (seconds field) is aligned with coordinated universal time (UTC) (with an accuracy appropriate to the application), then this shall be designated by setting the mds-time-state-bo-time-utc-aligned bit in the Mds-Time-Info attribute.

An agent may support either absolute time or base time but not both.

6.3.2.5 MDS object events

Table 5 defines the potential events sent by the MDS object. A manager shall support all methods defined in Table 5. If confirmed event report is used by the MDS object, there shall be at most one unacknowledged confirmed event report outstanding from this object at any point in time.

Table 5—MDS object events

Event	Mode	Event-type	Event-info parameter	Event-reply-info
MDS-Configuration-Event	Confirmed	MDC_NOTI_CONFIG	ConfigReport	ConfigReportRsp
MDS-Dynamic-Data-Update-Var	Confirmed or unconfirmed	MDC_NOTI_SCAN_REPORT_VAR	ScanReportInfoVar	—
MDS-Dynamic-Data-Update-Fixed	Confirmed or unconfirmed	MDC_NOTI_SCAN_REPORT_FIXED	ScanReportInfoFixed	—
MDS-Dynamic-Data-Update-MP-Var	Confirmed or unconfirmed	MDC_NOTI_SCAN_REPORT_MP_VAR	ScanReportInfoMPVar	—
MDS-Dynamic-Data-Update-MP-Fixed	Confirmed or unconfirmed	MDC_NOTI_SCAN_REPORT_MP_FIXED	ScanReportInfoMPFixed	—

— **MDS-Configuration-Event:**
This event is sent by the agent during the Configuring state of startup if the manager does not already know the agent's configuration from past associations. The event provides static information about the supported measurement capabilities of the agent.

— **MDS-Dynamic-Data-Update-Var:**
This event provides dynamic data (typically measurements) from the agent for some or all of the objects that the agent supports. Data for reported objects are reported using a generic attribute list variable format (see 7.4.5 for details on event report formats). The event is triggered by an MDS-Data-

Copyright © 2014 IEEE. All rights reserved.

Documents
Document Sharing Hub

Authorized licensed use limited to: Tsinghua University. Downloaded on February 24,2026 at 09:28:27 UTC from IEEE Xplore. Restrictions apply.

© ISO 2016 – All rights reserved
© IEEE 2014 – All rights reserved
Full document details: ISO/IEC/IEEE 11073-20601-2016

Request from the manager system, or it is sent as an unsolicited message by the agent. For agents that support manager-initiated measurement data transmission, refer to 8.9.3.3.3 for information on controlling the activation and/or period of the data transmission. For agents that do not support manager-initiated measurement data transmission, refer to 8.9.3.3.2 for information on the limited control a manager can assert.

— **MDS-Dynamic-Data-Update-Fixed:**
This event provides dynamic data (typically measurements) from the agent for some or all of the metric objects or the MDS object that the agent supports. Data are reported in the fixed format defined by the Attribute-Value-Map attribute for reported metric objects or the MDS object (see 7.4.5 for details on event report formats). The event is triggered by an MDS-Data-Request from the manager system (i.e., a manager-initiated measurement data transmission), or it is sent as an unsolicited message by the agent (i.e., an agent-initiated measurement data transmission). For agents that support manager-initiated measurement data transmission, refer to 8.9.3.3.3 for information on controlling the activation and/or period of the data transmission. For agents that do not support manager-initiated measurement data transmission, refer to 8.9.3.3.2 for information on the limited control a manager can assert.

— **MDS-Dynamic-Data-Update-MP-Var:**
This is the same as MDS-Dynamic-Data-Update-Var, but allows inclusion of data from multiple persons.

— **MDS-Dynamic-Data-Update-MP-Fixed:**
This is the same as MDS-Dynamic-Data-Update-Fixed, but allows inclusion of data from multiple persons.

6.3.2.6 Other MDS services

6.3.2.6.1 GET service

Any agent supporting two-way communication links shall support the GET service to retrieve the values of all implemented MDS object attributes. The GET service shall be invoked by the manager immediately after reaching the Configuring/Sending GetMDS state. The manager shall wait for the GET response before invoking any actions. Waiting for the Get response allows the manager to determine whether the agent needs the time to be set. An agent that has requested its time to be set shall wait for the Set-Time action before entering Operating state.

The GET service can be invoked when the agent is in Configuring/Waiting MDS substate, Configuring/Waiting SetTime substate, and Operating state.

With the exception of the Date-and-Time-Adjustment attribute, if a manager does not have the current value of a needed MDS attribute, then the GET service shall be used. An agent may also send scan event reports providing the manager with updates of the current attribute values, but this is not a mandated agent behavior with the exceptions described for attribute-value-map and date-and-time-adjustment in Table 3.

The manager may request the MDS object attributes of the agent, in which case the manager shall send the "Remote Operation Invoke | Get" command (see roiv-cmip-get in A.10.2) with the reserved handle value of 0. The agent shall respond by reporting its MDS object attributes to the manager using the "Remote Operation Response | Get" response (see rors-cmip-get in A.10.2). In the response to a Get MDS Object command, only attributes implemented by the agent are returned. See 8.9.3.2 for a full explanation of the GET operation.

NOTE—Requirements such as the need for an agent to request a manager to set its time or to send temporarily stored data with Date-and-Time-Adjustment in fixed format necessitate that a manager request the MDS object from an agent. Experience has also shown that the demands placed on the agent device when sending the GET request after an AARE accepted-unknown-config (which requires the agent to process potentially large Config Reports and GET responses

Copyright © 2014 IEEE. All rights reserved.

Documents
Document Sharing Hub

Authorized licensed use limited to: Tsinghua University. Downloaded on February 24,2026 at 09:28:27 UTC from IEEE Xplore. Restrictions apply.

Full document details: ISO/IEC/IEEE 11073-20601-2016

© ISO 2016 – All rights reserved
© IEEE 2014 – All rights reserved

asynchronously) have often led to timeouts and other issues. The current guidelines with respect to the GET request are to address these issues.

6.3.2.6.2 SET service

There are currently no uses of the MDS SET service defined in this standard; however, ISO/IEEE 11073-104zz device specializations or proprietary definitions may exist.

6.3.3 Metric class

6.3.3.1 General

The metric class is the base class for all objects representing measurements, status, and context data. The metric class is not instantiated; therefore, it is never part of the agent configuration. As a base class, it defines all attributes, methods, events, and services that are common for all objects representing measurements.

6.3.3.2 Metric class identification

The nomenclature code to identify the metric class is MDC_MOC_VMO_METRIC. This nomenclature code is not used in an agent or a manager implementation as the metric class is just a base class for other classes.

6.3.3.3 Metric class attributes

Table 6 defines the set of metric attributes that are supported for personal health device communication and that are inherited by all metric-derived classes.

Table 6—Metric attributes

Attribute name	Attribute ID	Attribute type	Remark	Qualifiers
Handle	MDC_ATTR_ID_HANDLE	HANDLE	The Handle attribute represents a reference ID for this object. Each object shall have a unique ID assigned by the agent. The handle identifies the object in event reports sent to the manager.	Mandatory Static
Type	MDC_ATTR_ID_TYPE	TYPE	This attribute defines a specific static type of this object as defined in the nomenclature (e.g., pulse rate for a specific numeric object instance). The Type attribute contains the nomenclature partition and term code IDs for context-free, extensible identification.	Mandatory Static

Copyright © 2014 IEEE. All rights reserved.

Documents
Document Sharing Hub

Authorized licensed use limited to: Tsinghua University. Downloaded on February 24,2026 at 09:28:27 UTC from IEEE Xplore. Restrictions apply.

© ISO 2016 – All rights reserved
© IEEE 2014 – All rights reserved
Full document details: ISO/IEC/IEEE 11073-20601-2016

Table 6—Metric attributes *(continued)*

Attribute name	Attribute ID	Attribute type	Remark	Qualifiers
Supplemental-Types	MDC_ATTR_SUPPLEMENTAL_TYPES	SupplementalTypeList	This attribute may be used to convey supplemental information about the object beyond the Type and Metric-Id attributes. Supplemental information covers conditions like the location of the sensor or the rate at which the object reacts to changes. Device specializations define the expected usage of this attribute. For example, IEEE Std 11073-10471™ [B11] defines location nomenclature for specifying the location of a sensor in a home and ISO/IEEE 11073-10404 [B18] defines three supplemental types for fast response, slow response, and spot checking of the pulse rate or blood oxygenation.	Optional Dynamic
Metric-Spec-Small	MDC_ATTR_METRIC_SPEC_SMALL	MetricSpecSmall	This attribute describes the characteristics of the measurements. This attribute is dynamic to allow an agent to alter the bit settings prior to sending the first observation (e.g., to adjust a standard configuration). Once an observation is sent, the agent shall not update this attribute's value.	Mandatory Dynamic
Metric-Structure-Small	MDC_ATTR_METRIC_STRUCT_SMALL	MetricStructureSmall	This attribute describes the structure of the measurement. If not present, the manager shall assume MetricStructureSmall := {ms-struct-simple, 0}. This attribute is dynamic to allow an agent to alter the settings prior to sending the first observation (e.g., to adjust a standard configuration). Once an observation is sent, the agent shall not update this attribute's value.	Optional Dynamic
Measurement-Status	MDC_ATTR_MSMT_STAT	MeasurementStatus	This attribute indicates the validity of a particular value or set of samples. If a scanner reports an RTSA and there is a possibility that the scanner may need to report missing observations (see 6.3.9.2), this attribute shall be present.	Conditional Observational

Copyright © 2014 IEEE. All rights reserved.

Documents
Document Sharing Hub

Authorized licensed use limited to: Tsinghua University. Downloaded on February 24,2026 at 09:28:27 UTC from IEEE Xplore. Restrictions apply.

Full document details: ISO/IEC/IEEE 11073-20601-2016

© ISO 2016 – All rights reserved
© IEEE 2014 – All rights reserved

Table 6—Metric attributes *(continued)*

Attribute name	Attribute ID	Attribute type	Remark	Qualifiers
Metric-Id	MDC_ATTR_ID_PHYSIO	OID-Type	This attribute may be used to hold an identification that is more specific than the generic ID in the Type attribute. If the Metric-Id-Partition attribute is valued, it defines the nomenclature partition for this attribute. Otherwise, the OID-Type is taken from the same nomenclature partition as defined in the partition field of the Type attribute. This attribute is needed only if identification changes during operation and the Type attribute does not contain full identification. For example, if the Type attribute contains a generic temperature code (MDC_TEMP), this attribute could report a specific, but changing, identification such as MDC_TEMP_ORAL or MDC_TEMP_RECT. Only one attribute of Metric-Id and Metric-Id-List shall be present.	Optional Dynamic
Metric-Id-List	MDC_ATTR_ID_PHYSIO_LIST	MetricIdList	This attribute shall be used if a compound observed value is used and does not incorporate the Metric-Id directly (e.g., Compound-Simple-Nu-Observed-Value or Compound-Basic-Nu-Observed-Value) so that elements in the observed value list can be identified individually. The order of the Metric-Id-List shall correspond to the order of the elements in the compound observed value. Only one attribute of Metric-Id and Metric-Id-List shall be present.	Conditional Dynamic
Metric-Id-Partition	MDC_ATTR_METRIC_ID_PART	NomPartition	This attribute may be used to define the partition from which the Metric-Id or Metric-Id-List nomenclature terms were taken. If not present, the partition is the same as the nomenclature partition defined in the partition field of the Type attribute.	Optional Dynamic

Copyright © 2014 IEEE. All rights reserved.

Documents
Document Sharing Hub

Authorized licensed use limited to: Tsinghua University. Downloaded on February 24,2026 at 09:28:27 UTC from IEEE Xplore. Restrictions apply.

© ISO 2016 – All rights reserved
© IEEE 2014 – All rights reserved
Full document details: ISO/IEC/IEEE 11073-20601-2016

Table 6—Metric attributes *(continued)*

Attribute name	Attribute ID	Attribute type	Remark	Qualifiers
Unit-Code	MDC_ATTR_UNIT_CODE	OID-Type	This attribute defines the nomenclature code for the units of measure from the nom-part-dim partition (e.g., MDC_DIM_KILO_G). The prefixes of unit shall be generated according to IEEE Std 1541-2002 and ISO/IEC 80000-13:2008.	Optional Dynamic
Attribute-Value-Map	MDC_ATTR_ATTRIBUTE_VAL_MAP	AttrValMap	This attribute defines the attributes that are reported in the fixed format data update messages. If the agent uses fixed format value messages to report dynamic measurement data for the object, this attribute shall be set prior to sending such a report. This attribute value may change in between event reports.	Conditional Dynamic
Source-Handle-Reference	MDC_ATTR_SOURCE_HANDLE_REF	HANDLE	This attribute establishes a relation of this object instance to a source object (e.g., pulse references sourcing SpO2). This attribute is used whenever it is required to model an explicit relation between object instances to define dependencies. The usage of this attribute is defined by device specializations. A metric object may contain one of Source-Handle-Reference or Source-Handle-Reference-List, but not both.	Optional Dynamic
Source-Handle-Reference-List	MDC_ATTR_SOURCE_HANDLE_REF_LIST	HANDLEList	This attribute establishes a relation of this object instance to more than one source objects (e.g., body mass index (BMI) references sourcing Height and Weight). This attribute is used whenever it is required to model an explicit relation between object instances to define dependencies. The usage of this attribute is defined by device specializations. A metric object may contain one of Source-Handle-Reference or Source-Handle-Reference-List, but not both.	Optional Dynamic

Copyright © 2014 IEEE. All rights reserved.

Documents
Document Sharing Hub

Authorized licensed use limited to: Tsinghua University. Downloaded on February 24,2026 at 09:28:27 UTC from IEEE Xplore. Restrictions apply.

Full document details: ISO/IEC/IEEE 11073-20601-2016

© ISO 2016 – All rights reserved
© IEEE 2014 – All rights reserved

Table 6—Metric attributes *(continued)*

Attribute name	Attribute ID	Attribute type	Remark	Qualifiers
Label-String	MDC_ATTR_ID_LABEL_STRING	OCTET STRING	This attribute defines the textual representation of Type attribute in printable ASCII. The value of this attribute is at the complete discretion of the agent's manufacturer. It could potentially be useful for a manager as a display string or as an aid in deciding how to behave when it does not understand the MDC_ATTR_ID_TYPE as reported by the agent.	Optional Dynamic
Unit-LabelString	MDC_ATTR_UNIT_LABEL_STRING	OCTET STRING	This attribute defines the textual representation of Unit-Code dimension in printable ASCII. The value of this attribute is at the complete discretion of the agent's manufacturer. It could potentially be useful for a manager as a display string or as an aid in deciding how to behave when it does not understand the MDC_ATTR_UNIT_CODE as reported by the agent.	Optional Dynamic
Absolute-Time-Stamp	MDC_ATTR_TIME_STAMP_ABS	AbsoluteTime	This attribute defines the date and time of observation with resolution of 1/100 of a second, if available. For more information on this attribute, see 8.12. If an agent stores data (either in a PM-store object or as a "temporarily stored measurement"), it shall associate one and only one time stamp (Absolute-Time-Stamp, Base-Offset-Time-Stamp, Relative-Time-Stamp, or HiRes-Time-Stamp) with the data. If this attribute is used, the Base-Offset-Time-Stamp attribute shall not be used.	Conditional Observational

Copyright © 2014 IEEE. All rights reserved.

Documents
Document Sharing Hub

Authorized licensed use limited to: Tsinghua University. Downloaded on February 24,2026 at 09:28:27 UTC from IEEE Xplore. Restrictions apply.

© ISO 2016 – All rights reserved
© IEEE 2014 – All rights reserved
Full document details: ISO/IEC/IEEE 11073-20601:2016

Table 6—Metric attributes *(continued)*

Attribute name	Attribute ID	Attribute type	Remark	Qualifiers
Base-Offset-Time-Stamp	MDC_ATTR_TIME_STAMP_BO	BaseOffsetTime	This attribute defines the base date and time of observation and the offset in minutes to local time. For more information on this attribute, see 8.12. If an agent stores data (either in a PM-store object or as a "temporarily stored measurement"), it shall associate one and only one time stamp (Absolute-Time-Stamp, Base-Offset-Time-Stamp, Relative-Time-Stamp, or HiRes-Time-Stamp) with the data. If this attribute is used, the Absolute-Time-Stamp attribute shall not be used.	Conditional Observational
Relative-Time-Stamp	MDC_ATTR_TIME_STAMP_REL	RelativeTime	This attribute defines the time of observation (time stamp in a relative time format/number of clock ticks as defined by RelativeTime data type). If an agent stores data, it shall associate one and only one time stamp (Absolute-Time-Stamp, Base-Offset-Time-Stamp, Relative-Time-Stamp, or HiRes-Time-Stamp) with the data.	Conditional Observational
HiRes-Time-Stamp	MDC_ATTR_TIME_STAMP_REL_HI_RES	HighResRelativeTime	This attribute defines the time of observation (time stamp in a high-resolution relative time format/number of clock ticks as defined by a HighResRelativeTime data type). If an agent stores data, it shall associate one and only one time stamp (Absolute-Time-Stamp, Base-Offset-Time-Stamp, Relative-Time-Stamp, or HiRes-Time-Stamp) with the data.	Conditional Observational
Measure-Active-Period	MDC_ATTR_TIME_PD_MSMT_ACTIVE	FLOAT-Type	This attribute defines the time duration of the observation period in seconds. By default, this attribute is dynamic; however, ISO/IEEE 11073-104zz may define it as observational based on the need of its use case.	Optional Dynamic or Observational

Copyright © 2014 IEEE. All rights reserved.

Documents
Document Sharing Hub

Authorized licensed use limited to: Tsinghua University. Downloaded on February 24,2026 at 09:28:27 UTC from IEEE Xplore. Restrictions apply.

Full document details: ISO/IEC/IEEE 11073-20601-2016

© ISO 2016 – All rights reserved
© IEEE 2014 – All rights reserved

6.3.3.4 Metric object methods

There are currently no metric object methods defined in this standard; however, ISO/IEEE 11073-104zz device specializations or proprietary definitions may exist.

6.3.3.5 Metric object events

Objects that derive from the metric class do not report their observations directly; rather, the observations are reported through another object, such as the MDS object, a scanner object, or a PM-store object.

6.3.3.6 Other metric services

There are currently no uses of the metric SET or GET services defined in this standard; however, ISO/IEEE 11073-104zz device specializations or proprietary definitions may exist.

6.3.4 Numeric class

6.3.4.1 General

An instance of the numeric class represents a numerical measurement. The values of a numeric object are sent from the agent to the manager using the EVENT REPORT service (see 7.3). This class is derived from the metric base class.

6.3.4.2 Numeric class identification

The nomenclature code to identify the numeric class is MDC_MOC_VMO_METRIC_NU.

6.3.4.3 Numeric class attributes

Table 7 defines the set of numeric attributes that are supported for personal health device communication.

Table 7—Numeric attributes

Attribute name	Attribute ID	Attribute type	Remark	Qualifiers
Simple-Nu-Observed-Value	MDC_ATTR_NU_VAL_OBS_SIMP	SimpleNuObsValue	This attribute defines the numerical observed value of the object, without any further embedded status information as found in Nu-Observed-Value. One and only one of Simple-Nu-Observed-Value, Basic-Nu-Observed-Value, Nu-Observed-Value, Compond-Nu-Observed-Value, Compound-Simple-Nu-Observed-Value, or Compound-Basic-Nu-Observed-Value shall be present.	Conditional Observational

Copyright © 2014 IEEE. All rights reserved.

Documents
Document Sharing Hub

Authorized licensed use limited to: Tsinghua University. Downloaded on February 24,2026 at 09:28:27 UTC from IEEE Xplore. Restrictions apply.

© ISO 2016 – All rights reserved
© IEEE 2014 – All rights reserved
Full document details: ISO/IEC/IEEE 11073-20601-2016

Table 7—Numeric attributes *(continued)*

Attribute name	Attribute ID	Attribute type	Remark	Qualifiers
Compound-Simple-Nu-Observed-Value	MDC_ATTR_NU_CMPD_VAL_OBS_SIMP	SimpleNuObsValueCmp	This attribute represents an array of Simple-Nu-Observed-Values. One and only one of Simple-Nu-Observed-Value, Basic-Nu-Observed-Value, Nu-Observed-Value, Compond-Nu-Observed-Value, Compound-Simple-Nu-Observed-Value, or Compound-Basic-Nu-Observed-Value shall be present.	Conditional Observational
Basic-Nu-Observed-Value	MDC_ATTR_NU_VAL_OBS_BASIC	BasicNuObsValue	This attribute defines the numerical observed value of the object, without any further embedded status information, but with a smaller numerical representation compared to Simple-Nu-Observed-Value. One and only one of Simple-Nu-Observed-Value, Basic-Nu-Observed-Value, Nu-Observed-Value, Compond-Nu-Observed-Value, Compound-Simple-Nu-Observed-Value, or Compound-Basic-Nu-Observed-Value shall be present.	Conditional Observational
Compound-Basic-Nu-Observed-Value	MDC_ATTR_NU_CMPD_VAL_OBS_BASIC	BasicNuObsValueCmp	This attribute represents an array of Basic-Nu-Observed-Values. One and only one of Simple-Nu-Observed-Value, Basic-Nu-Observed-Value, Nu-Observed-Value, Compond-Nu-Observed-Value, Compound-Simple-Nu-Observed-Value, or Compound-Basic-Nu-Observed-Value shall be present.	Conditional Observational

Copyright © 2014 IEEE. All rights reserved.

Documents
Document Sharing Hub

Authorized licensed use limited to: Tsinghua University. Downloaded on February 24,2026 at 09:28:27 UTC from IEEE Xplore. Restrictions apply.

Full document details: ISO/IEC/IEEE 11073-20601-2016

© ISO 2016 – All rights reserved
© IEEE 2014 – All rights reserved

Table 7—Numeric attributes *(continued)*

Attribute name	Attribute ID	Attribute type	Remark	Qualifiers
Nu-Observed-Value	MDC_ATTR_NU_VAL_OBS	NuObsValue	This attribute defines the numerical observed value of the object and combines it with measurement status and unit information. It is used when status/unit are dynamic and are always provided together with the value. One and only one of Simple-Nu-Observed-Value, Basic-Nu-Observed-Value, Nu-Observed-Value, Compond-Nu-Observed-Value, Compound-Simple-Nu-Observed-Value, or Compound-Basic-Nu-Observed-Value shall be present.	Conditional Observational
Compound-Nu-Observed-Value	MDC_ATTR_NU_CMPD_VAL_OBS	NuObsValueCmp	This attribute combines an array of value, status, and unit. This attribute is available for use only in variable format event reports. One and only one of Simple-Nu-Observed-Value, Basic-Nu-Observed-Value, Nu-Observed-Value, Compond-Nu-Observed-Value, Compound-Simple-Nu-Observed-Value, or Compound-Basic-Nu-Observed-Value shall be present.	Conditional Observational
Accuracy	MDC_ATTR_NU_ACCUR_MSMT	FLOAT-Type	This attribute is an absolute value, and it defines the maximum deviation of actual value from reported observed value (if it can be specified) over the entire range of measurement. It is expressed in the same unit as the observation. When reporting a measurement with certain accuracy, a reported value should have a precision (see F.8) sufficient to express this accuracy.	Optional Static

Copyright © 2014 IEEE. All rights reserved.

Documents
Document Sharing Hub

Authorized licensed use limited to: Tsinghua University. Downloaded on February 24,2026 at 09:28:27 UTC from IEEE Xplore. Restrictions apply.

© ISO 2016 – All rights reserved
© IEEE 2014 – All rights reserved
Full document details: ISO/IEC/IEEE 11073-20601-2016

The attributes Compound-Simple-Nu-Obs-Value, Compound-Basic-Nu-Obs-Value, and Compound-Nu-Observed-Value represent a list concept for observed values. This concept should be used whenever a strong relationship between the individual observed values is given, which might be nomenclature and/or application dependent. The compound observed values share the same static attribution context except for the identification of elements. An example is the blood pressure application, where the nomenclature base term expresses "Blood Pressure" and more specific terms express "Blood Pressure Systolic," "Blood Pressure Diastolic," and "Blood Pressure Mean." The corresponding DIM would contain only a single instance of a numeric object, which would use one of the compound numeric observed value formats to represent the "systolic," "diastolic," and "mean" parts of the "Blood Pressure."

6.3.4.4 Numeric object methods

There are currently no numeric object methods defined in this standard; however, ISO/IEEE 11073-104zz device specializations or proprietary definitions may exist.

6.3.4.5 Numeric object events

There are currently no numeric object events defined in this standard.

6.3.4.6 Other numeric services

There are currently no uses of the numeric SET or GET services defined in this standard; however, ISO/IEEE 11073-104zz device specializations or proprietary definitions may exist.

6.3.5 RT-SA class

6.3.5.1 General

An instance of the RT-SA class represents a wave form measurement. The values of the RT-SA object are sent from the agent to the manager using the EVENT REPORT service (see 7.3). This class is derived from the metric base class.

6.3.5.2 RT-SA class identification

The nomenclature code to identify the RT-SA class is MDC_MOC_VMO_METRIC_SA_RT.

6.3.5.3 RT-SA class attributes

Table 8 defines the set of RT-SA attributes that are supported for personal health device communication.

Copyright © 2014 IEEE. All rights reserved.

Documents
Document Sharing Hub

Authorized licensed use limited to: Tsinghua University. Downloaded on February 24,2026 at 09:28:27 UTC from IEEE Xplore. Restrictions apply.

Full document details: ISO/IEC/IEEE 11073-20601-2016

© ISO 2016 – All rights reserved
© IEEE 2014 – All rights reserved

Table 8—RT-SA attributes

Attribute name	Attribute ID	Attribute type	Remark	Qualifiers
Sample-Period	MDC_ATTR_TIME_PD_SAMP	RelativeTime	This attributes defines time interval between successive samples given in 1/8 of a millisecond. Thus, 8000 = 1 s.	Mandatory Static
Simple-Sa-Observed-Value	MDC_ATTR_SIMP_SA_OBS_VAL	OCTET STRING	This byte array contains the samples that are reported by the agent in the format that is described by the Sa-Specification and Scale-and-Range-Specification. The length shall be even with padding bytes at the end. Sa-Specification defines the actual number of utilized bytes.	Mandatory Observational
Scale-and-Range-Specification	MDC_ATTR_SCALE_SPECN_I8 MDC_ATTR_SCALE_SPECN_I16 MDC_ATTR_SCALE_SPECN_I32	ScaleRangeSpec8 ScaleRangeSpec16 ScaleRangeSpec32	This attribute defines mapping between samples and actual values as well as measurement range. The type depends on sample resolution (sample-size field within sample-type field of Sa-Specification). Exactly one of the three specifications shall be included.	Mandatory Dynamic
Sa-Specification	MDC_ATTR_SA_SPECN	SaSpec	This attribute describes the sample array and sample types.	Mandatory Static

Characteristics of the RT-SA object can be gained by examination of the Sa-Specification attribute. This attribute defines the number of elements in the array and the size of an element and is more thoroughly described in A.3.4.

For agents that support manager-initiated measurement data transmission, refer to 8.9.3.3.3 for information on controlling the activation and/or period of the data transmission. For agents that do not support manager-initiated measurement data transmission, refer to 8.9.3.3.2 for information on the limited control a manager can assert.

— **Scale-and-Range-Specification:**
The Scale-and-Range-Specification attribute defines the coefficients for an algorithm to map the scaled values into their absolute values. The manager shall apply the following algorithm:

$$Y = M \times X + B$$

where

Y = the converted absolute value
M = (upper-absolute-value – lower-absolute-value) / (upper-scaled-value – lower-scaled-value)
B = upper-absolute-value – (M × upper-scaled-value)
X = the scaled value

An example of this algorithm in use can be found in Annex B.

Note that the term *absolute-value* does not refer to the mathematical absolute value in which all values are positive, but rather to the actual, measured value.

Copyright © 2014 IEEE. All rights reserved.

Documents
Document Sharing Hub

Authorized licensed use limited to: Tsinghua University. Downloaded on February 24,2026 at 09:28:27 UTC from IEEE Xplore. Restrictions apply.

© ISO 2016 – All rights reserved
© IEEE 2014 – All rights reserved
Full document details: ISO/IEC/IEEE 11073-20601-2016

6.3.5.4 RT-SA object methods

There are currently no RT-SA object methods defined in this standard; however, ISO/IEEE 11073-104zz device specializations or proprietary definitions may exist.

6.3.5.5 RT-SA object events

There are currently no RT-SA object events defined in this standard.

6.3.5.6 Other RT-SA services

There are currently no uses of the RT-SA SET or GET services defined in this standard; however, ISO/IEEE 11073-104zz device specializations or proprietary definitions may exist.

6.3.6 Enumeration class

6.3.6.1 General

An instance of the enumeration class represents status information and/or annotation information. The values of the enumeration object are coded in the form of normative codes (as defined in ISO/IEEE 11073-10101 [B16]) or in the form of free text. The values of the enumeration object are sent from the agent to the manager using the EVENT REPORT service (see 7.3). This class is derived from the metric base class.

6.3.6.2 Enumeration class identification

The nomenclature code to identify the enumeration class is MDC_MOC_VMO_METRIC_ENUM.

6.3.6.3 Enumeration class attributes

Table 9 defines the set of enumeration attributes that are supported for personal health device communication.

Table 9—Enumeration attributes

Attribute name	Attribute ID	Attribute type	Remark	Qualifiers
Enum-Observed-Value-Simple-OID	MDC_ATTR_ENUM_OBS_VAL_SIMP_OID	OID-Type	The value is reported as a nomenclature code. If the Enum-Observed-Value-Partition attribute is valued, it defines the nomenclature partition for this attribute. Otherwise, the OID-Type is taken from the same nomenclature partition as defined in the partition field of the Type attribute. One and only one of Enum-Observed-Value-Simple-OID, Enum-Observed-Value-Simple-Bit-Str, Enum-Observed-Value-Basic-Bit-Str, Enum-Observed-Value-Simple-Str, or Enum-Observed-Value shall be present.	Conditional Observational

Copyright © 2014 IEEE. All rights reserved.

Documents
Document Sharing Hub

Authorized licensed use limited to: Tsinghua University. Downloaded on February 24,2026 at 09:28:27 UTC from IEEE Xplore. Restrictions apply.

Full document details: ISO/IEC/IEEE 11073-20601-2016

© ISO 2016 – All rights reserved
© IEEE 2014 – All rights reserved

Table 9—Enumeration attributes *(continued)*

Attribute name	Attribute ID	Attribute type	Remark	Qualifiers
Enum-Observed-Value-Simple-Bit-Str	MDC_ATTR_ENUM_OBS_VAL_SIMP_BIT_STR	BITS-32	The value is reported as a bit string of 32-bits. One and only one of Enum-Observed-Value-Simple-OID, Enum-Observed-Value-Simple-Bit-Str, Enum-Observed-Value-Basic-Bit-Str, Enum-Observed-Value-Simple-Str, or Enum-Observed-Value shall be present.	Conditional Observational
Enum-Observed-Value-Basic-Bit-Str	MDC_ATTR_ENUM_OBS_VAL_BASIC_BIT_STR	BITS-16	The value is reported as a bit string of 16-bits. One and only one of Enum-Observed-Value-Simple-OID, Enum-Observed-Value-Simple-Bit-Str, Enum-Observed-Value-Basic-Bit-Str, Enum-Observed-Value-Simple-Str, or Enum-Observed-Value shall be present.	Conditional Observational
Enum-Observed-Value-Simple-Str	MDC_ATTR_ENUM_OBS_VAL_SIMP_STR	EnumPrintableString	The value is reported as an ASCII printable string. One and only one of Enum-Observed-Value-Simple-OID, Enum-Observed-Value-Simple-Bit-Str, Enum-Observed-Value-Basic-Bit-Str, Enum-Observed-Value-Simple-Str, or Enum-Observed-Value shall be present.	Conditional Observational
Enum-Observed-Value	MDC_ATTR_VAL_ENUM_OBS	EnumObsValue	This attribute defines a structured observed value that permits additional flexibility about the data type of the reported value. One and only one of Enum-Observed-Value-Simple-OID, Enum-Observed-Value-Simple-Bit-Str, Enum-Observed-Value-Basic-Bit-Str, Enum-Observed-Value-Simple-Str, or Enum-Observed-Value shall be present.	Conditional Observational
Enum-Observed-Value-Partition	MDC_ATTR_ENUM_OBS_VAL_PART	NomPartition	This attribute may be used to define the partition from which the Enum-Observed-Value-Simple-OID or the Enum-Observed-Value's observation OID nomenclature term was taken. If not present, the partition is the same as the nomenclature partition defined in the partition field of the Type attribute.	Optional Dynamic

Copyright © 2014 IEEE. All rights reserved.

Authorized licensed use limited to: Tsinghua University. Downloaded on February 24,2026 at 09:28:27 UTC from IEEE Xplore. Restrictions apply.

© ISO 2016 – All rights reserved
© IEEE 2014 – All rights reserved

Full document details: ISO/IEC/IEEE 11073-20601-2016

6.3.6.4 Enumeration object methods

There are currently no enumeration object methods defined in this standard; however, ISO/IEEE 11073-104zz device specializations or proprietary definitions may exist.

6.3.6.5 Enumeration object events

There are currently no enumeration object events defined in this standard.

6.3.6.6 Other enumeration services

There are currently no uses of the enumeration SET or GET services defined in this standard; however, ISO/IEEE 11073-104zz device specializations or proprietary definitions may exist.

6.3.7 PM-store class

6.3.7.1 General

An instance of the PM-store class provides long-term storage capabilities for metric data. Data are stored in a variable number of PM-segment objects (see 6.3.8). The stored data of the PM-store object are requested from the agent by the manager using object access services (see 7.3). Anybody not familiar with the PM-store concept may wish to read Annex C for a conceptual overview prior to reading the following subclauses.

Attribute values stored in a PM-segment may require the use of additional attributes from that object to describe the measurement; a common example is the unit of measure. If an attribute value in a PM-segment depends on an attribute value not stored in the PM-segment, then that dependent attribute shall not change value during the lifetime of the PM-segment. Otherwise, the agent shall store the dependent attribute value in the PM-segment.

6.3.7.2 PM-store class identification

The nomenclature code to identify the PM-store class is MDC_MOC_VMO_PMSTORE.

6.3.7.3 PM-store class attributes

Table 10 defines the set of PM-store attributes that are supported for personal health device communication:

Copyright © 2014 IEEE. All rights reserved.

Documents
Document Sharing Hub

Authorized licensed use limited to: Tsinghua University. Downloaded on February 24,2026 at 09:28:27 UTC from IEEE Xplore. Restrictions apply.

Full document details: ISO/IEC/IEEE 11073-20601-2016

© ISO 2016 – All rights reserved
© IEEE 2014 – All rights reserved

Table 10—PM-store attributes

Attribute name	Attribute ID	Attribute type	Remark	Qualifiers
Handle	MDC_ATTR_ID_HANDLE	HANDLE	The Handle attribute represents a reference ID for this object. Each object shall have a unique ID assigned by the agent. The handle identifies the object in event reports sent to the manager and to address the object instance in messages invoking object methods.	Mandatory Static
PM-Store-Capab	MDC_ATTR_PM_STORE_CAPAB	PmStoreCapab	This attribute defines basic capabilities of the PM-store object instance.	Mandatory Static
Store-Sample-Algorithm	MDC_ATTR_METRIC_STORE_SAMPLE_ALG	StoSampleAlg	This attribute describes how the sample values stored in the PM-segment have been processed. The StoSampleAlg structure describes the available sampling algorithms. If there is no specific sampling algorithm used (in other words the sample values are raw data), then this attribute shall have a value of st-alg-no-downsampling.	Mandatory Static
Store-Capacity-Count	MDC_ATTR_METRIC_STORE_CAPAC_CNT	INT-U32	This attribute is the maximum number of stored PM-segment entries (entries in all contained PM-segments).	Optional Static
Store-Usage-Count	MDC_ATTR_METRIC_STORE_USAGE_CNT	INT-U32	This attribute is the actual number of currently stored PM-segment entries (entries in all contained PM-segments).	Optional Dynamic
Operational-State	MDC_ATTR_OP_STAT	OperationalState	The attribute indicates if new entries are currently being inserted in any of the contained PM-segments. If any PM-segment contained by this PM-store is having data actively added to it, this attribute shall be set to enabled. Otherwise, it shall be set to disabled.	Mandatory Dynamic
PM-Store-Label	MDC_ATTR_PM_STORE_LABEL_STRING	OCTET STRING	This attribute is an application-dependent label for the PM-store in printable ASCII to indicate its intended use and may be used for display purposes.	Optional Static

Copyright © 2014 IEEE. All rights reserved.

Documents
Document Sharing Hub

Authorized licensed use limited to: Tsinghua University. Downloaded on February 24,2026 at 09:28:27 UTC from IEEE Xplore. Restrictions apply.

© ISO 2016 – All rights reserved
© IEEE 2014 – All rights reserved
Full document details: ISO/IEC/IEEE 11073-20601-2016