ISO/IEC TR 15067-3-2

Edition 1.0 2016-11

TECHNICAL REPORT

colour inside

Information technology – Home electronic system application model – Part 3-2: GridWise – Interoperability context-setting framework

ISO/IEC TR 15067-3-2:2016-11(en)

Documents
Document Sharing Hub

Full document details: ISO IEC TR 15067-3-2-2016

THIS PUBLICATION IS COPYRIGHT PROTECTED

Copyright © 2016 ISO/IEC, Geneva, Switzerland

All rights reserved. Unless otherwise specified, no part of this publication may be reproduced or utilized in any form or by any means, electronic or mechanical, including photocopying and microfilm, without permission in writing from either IEC or IEC's member National Committee in the country of the requester. If you have any questions about ISO/IEC copyright or have an enquiry about obtaining additional rights to this publication, please contact the address below or your local IEC member National Committee for further information.

IEC Central Office
3, rue de Varembé
CH-1211 Geneva 20
Switzerland

Tel.: +41 22 919 02 11
Fax: +41 22 919 03 00
info@iec.ch
www.iec.ch

About the IEC
The International Electrotechnical Commission (IEC) is the leading global organization that prepares and publishes International Standards for all electrical, electronic and related technologies.

About IEC publications
The technical content of IEC publications is kept under constant review by the IEC. Please make sure that you have the latest edition, a corrigenda or an amendment might have been published.

IEC Catalogue - webstore.iec.ch/catalogue
The stand-alone application for consulting the entire bibliographical information on IEC International Standards, Technical Specifications, Technical Reports and other documents. Available for PC, Mac OS, Android Tablets and iPad.

IEC publications search - www.iec.ch/searchpub
The advanced search enables to find IEC publications by a variety of criteria (reference number, text, technical committee,…). It also gives information on projects, replaced and withdrawn publications.

IEC Just Published - webstore.iec.ch/justpublished
Stay up to date on all new IEC publications. Just Published details all new publications released. Available online and also once a month by email.

Electropedia - www.electropedia.org
The world's leading online dictionary of electronic and electrical terms containing 20 000 terms and definitions in English and French, with equivalent terms in 15 additional languages. Also known as the International Electrotechnical Vocabulary (IEV) online.

IEC Glossary - std.iec.ch/glossary
65 000 electrotechnical terminology entries in English and French extracted from the Terms and Definitions clause of IEC publications issued since 2002. Some entries have been collected from earlier publications of IEC TC 37, 77, 86 and CISPR.

IEC Customer Service Centre - webstore.iec.ch/csc
If you wish to give us your feedback on this publication or need further assistance, please contact the Customer Service Centre: csc@iec.ch.

AVA Documents
Document Sharing Hub

Full document details: ISO IEC TR 15067-3-2-2016

ISO/IEC TR 15067-3-2

Edition 1.0 2016-11

TECHNICAL REPORT

colour inside

Information technology – Home electronic system application model – Part 3-2: GridWise – Interoperability context-setting framework

INTERNATIONAL
ELECTROTECHNICAL
COMMISSION

ICS 35.200

ISBN 978-2-8322-3722-9

Warning! Make sure that you obtained this publication from an authorized distributor.

Documents
Document Sharing Hub

Full document details: ISO IEC TR 15067-3-2-2016

CONTENTS

FOREWORD 4
1 Executive Summary 6
2 Introduction 9
2.1 Why Develop a Framework? 11
2.2 Multiple Viewpoints 12
2.3 Background 13
2.4 Scope 13
2.5 Prerequisites 14
2.6 Framework Progression 14
2.7 Collaboration Terminology 15
3 System Integration Philosophy 17
3.1 Agreement at the Interface – A Contract 17
3.2 Boundary of Authority 17
3.3 Decision Making in Very Large Networks 18
3.4 The Role of Standards 19
4 High Level Categorization 20
4.1 Technical Aspects 21
4.1.1 Category 1: Basic Connectivity 21
4.1.2 Category 2: Network Interoperability 22
4.1.3 Category 3: Syntactic Interoperability 22
4.2 Informational Aspects 23
4.2.1 Category 4: Semantic Understanding 23
4.2.2 Category 5: Business Context 23
4.3 Organizational Aspects 24
4.3.1 Category 6: Business Procedures 24
4.3.2 Category 7: Business Objectives 24
4.3.3 Category 8: Economic and Regulatory Policy 25
5 Cross-Cutting Issues 25
5.1 Shared Meaning of Content 26
5.2 Resource Identification 27
5.3 Time Synchronization and Sequencing 27
5.4 Security and Privacy 28
5.5 Logging and Auditing 28
5.6 Transaction and State Management 29
5.7 System Preservation 29
5.8 Quality of Service 29
5.9 Discovery and Configuration 30
5.10 System Evolution and Scalability 30
6 Examples of Applying the Framework 31
7 Governance 31
8 Acknowledgements 32
9 References 32
Appendix A Example Scenarios 34
A.1 Residential Demand Response 34
A.1.1 Mrs. Meg A. Watts Moves In 34
A.1.2 A Critical Peak Occurs 35

AVA Documents
Document Sharing Hub

Full document details: ISO IEC TR 15067-3-2-2016

A.1.3 An Emergency Occurs 36
A.1.4 Meg and the Framework 37
A.2 Commercial Building Demand Response 39
A.3 Congestion Management Market 41
Bibliography 43

Figure S.1 – A Framework Provides High-Level Perspective 7
Figure S.2 – Interoperability Framework Categories 8
Figure S.3 – Interoperability Framework Companion Material 9
Figure 1 – Distance to Integrate 10
Figure 2 – Interoperability Framework Companion Material 14
Figure 3 – Phases for Progressing Interoperability 15
Figure 4 – Collaboration Model Elements 16
Figure 5 – Interoperability Layered Categories 21
Figure 6 – Interoperability Context-Setting Framework Diagram 26

Documents
Document Sharing Hub

Full document details: ISO IEC TR 15067-3-2-2016

© ISO/IEC 2016

INFORMATION TECHNOLOGY – HOME ELECTRONIC SYSTEM APPLICATION MODEL –

Part 3-2: GridWise – Interoperability context-setting framework

FOREWORD

1) ISO (the International Organization for Standardization) and IEC (the International Electrotechnical Commission) form the specialized system for worldwide standardization. National bodies that are members of ISO or IEC participate in the development of International Standards through technical committees established by the respective organization to deal with particular fields of technical activity. ISO and IEC technical committees collaborate in fields of mutual interest. Other international organizations, governmental and non-governmental, in liaison with ISO and IEC, also take part in the work. In the field of information technology, ISO and IEC have established a joint technical committee, ISO/IEC JTC 1.

2) The formal decisions or agreements of IEC and ISO on technical matters express, as nearly as possible, an international consensus of opinion on the relevant subjects since each technical committee has representation from all interested IEC National Committees and ISO member bodies.

3) IEC, ISO and ISO/IEC publications have the form of recommendations for international use and are accepted by IEC National Committees and ISO member bodies in that sense. While all reasonable efforts are made to ensure that the technical content of IEC, ISO and ISO/IEC publications is accurate, IEC or ISO cannot be held responsible for the way in which they are used or for any misinterpretation by any end user.

4) In order to promote international uniformity, IEC National Committees and ISO member bodies undertake to apply IEC, ISO and ISO/IEC publications transparently to the maximum extent possible in their national and regional publications. Any divergence between any ISO, IEC or ISO/IEC publication and the corresponding national or regional publication should be clearly indicated in the latter.

5) ISO and IEC do not provide any attestation of conformity. Independent certification bodies provide conformity assessment services and, in some areas, access to IEC marks of conformity. ISO or IEC are not responsible for any services carried out by independent certification bodies.

6) All users should ensure that they have the latest edition of this publication.

7) No liability shall attach to IEC or ISO or its directors, employees, servants or agents including individual experts and members of their technical committees and IEC National Committees or ISO member bodies for any personal injury, property damage or other damage of any nature whatsoever, whether direct or indirect, or for costs (including legal fees) and expenses arising out of the publication of, use of, or reliance upon, this ISO/IEC publication or any other IEC, ISO or ISO/IEC publications.

8) Attention is drawn to the normative references cited in this publication. Use of the referenced publications is indispensable for the correct application of this publication.

9) Attention is drawn to the possibility that some of the elements of this ISO/IEC publication may be the subject of patent rights. ISO and IEC shall not be held responsible for identifying any or all such patent rights.

The main task of the joint technical committee is to prepare International Standards. However, the joint technical committee may propose the publication of a Technical Report when it has collected data of a different kind from that which is normally published as an International Standard, for example "state of the art".

ISO/IEC TR 15067-3-2, which is a Technical Report, has been adopted and adapted by subcommittee 25: Interconnection of information technology equipment, of ISO/IEC joint technical committee 1: Information technology.

This Technical Report is closely based on the document GridWise®[1] Interoperability Context-Setting Framework (March 2008), prepared by The GridWise Architecture. Also, the original structure of the technical part of this document has been maintained.

[1] GridWise® is a registered tradename by The GridWise Architecture Council.

Documents
Document Sharing Hub

Full document details: ISO IEC TR 15067-3-2-2016

© ISO/IEC 2016

This Technical Report has been approved by vote of the member bodies, and the voting results may be obtained from the address given on the second title page.

IMPORTANT – The 'colour inside' logo on the cover page of this publication indicates that it contains colours which are considered to be useful for the correct understanding of its contents. Users should therefore print this document using a colour printer.

Documents
Document Sharing Hub

Full document details: ISO IEC TR 15067-3-2-2016

INFORMATION TECHNOLOGY – HOME ELECTRONIC SYSTEM APPLICATION MODEL –

Part 3-2: GridWise – Interoperability context-setting framework

1 Executive Summary

As the deployment of automation technology advances, it touches upon many areas of our corporate and personal lives. A trend is emerging where automation systems are growing to the extent that integration is taking place with other systems to provide even greater capabilities more efficiently and effectively. GridWise provides a vision for this type of integration as it applies to the electric system.

Imagine a time in the not too distant future when homeowners can offer the management of their electricity demand to participate in a more efficient and environmentally friendly operation of the electric power grid. They will do this using automation technology that acts on their behalf in response to information from other automation components of the electric system. This technology will recognize their preferences to parameters such as comfort and the price of energy to form responses that optimize the local need to a signal that satisfies a higher-level need in the grid.

For example, consider a particularly hot day with air stagnation in an area with a significant dependence on wind generation. To manage the forecasted peak electricity demand, the bulk system operator issues a critical peak price warning. Their automation systems alert electric service providers who distribute electricity from the wholesale electricity system to consumers. In response, the electric service providers use their automation systems to inform consumers of impending price increases for electricity. This information is passed to an energy management system at the premises, which acts on the consumer's behalf, to adjust the electricity usage of the onsite equipment (which might include generation from such sources as a fuel cell). The objective of such a building automation system is to honor the agreement with the electricity service provider and reduce the consumer's bill while keeping the occupants as comfortable as possible. This will include actions such as moving the thermostat on the heating, ventilation, and air-conditioning (HVAC) unit up several degrees. The resulting load reduction becomes part of an aggregated response from the electricity service provider to the bulk power system operator who is now in a better position to manage total system load with available generation.

Looking across the electric system, from generating plants, to transmission substations, to the distribution system, to factories, office parks, and buildings, automation is growing, and the opportunities for unleashing new value propositions are exciting. How can we facilitate this change and do so in a way that ensures the reliability of electric resources for the wellbeing of our economy and security? The GridWise Architecture Council (GWAC) mission is to enable interoperability among the many entities that interact with the electric power system. A good definition of interoperability is, "The capability of two or more networks, systems, devices, applications, or components to exchange information between them and to use the information so exchanged."[2] As a step in the direction of enabling interoperability, the GWAC proposes a context-setting framework to organize concepts and terminology so that interoperability issues can be identified and debated, improvements to address issues articulated, and actions prioritized and coordinated across the electric power community.

By a context-setting framework, we mean something at a high, organizational level (see Figure S.1), some neutral ground upon which a community of stakeholders can talk about

[2] "EICTA Interoperability White Paper," European Industry Association, Information Systems Communication Technologies Consumer Electronics, 21 June 2004.

AVA Documents Document Sharing Hub
Full document details: ISO IEC TR 15067-3-2-2016

issues and concerns related to integrating parts of a large, complex system. Borrowing concepts from the Australian National E-Health Transition Authority, a *framework* sits at a broad, conceptual level and provides context for more detailed technical aspects of interoperability. In contrast, "A *model* (or architecture) identifies a particular problem space and defines a technology-independent analysis of requirements. The *design* maps model requirements into a particular family of solutions based upon standards and technical approaches. Finally a *solution* manifests a design into a particular vendor software technology, ensuring adherence to designs, models, and frameworks." [3]

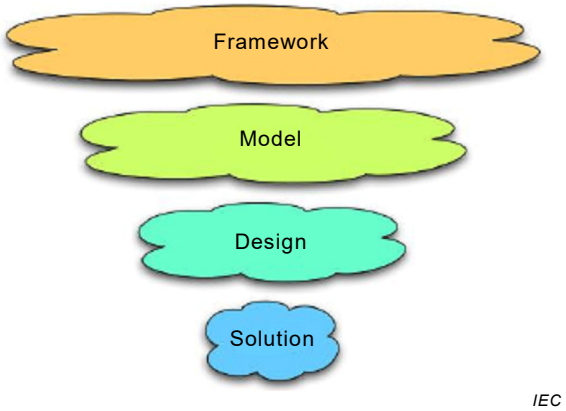

Figure S.1 – A Framework Provides High-Level Perspective

The intent of the interoperability framework is to provide the context for identifying and debating interoperability issues to advance actions that make integration within this complex system easier. The framework recognizes that interoperability is only achieved when agreement is reached across many layers of concern. These layers span the details of the technology involved to link systems together, to the understanding of the information exchanged, to the business processes and organizational objectives that are represented in business, economic, and regulatory policy.

Besides introducing new opportunities and benefits, the application of information technology (IT) also introduces a new set of challenges. As they contribute to all economic sectors, traditionally separate applications and infrastructures get more and more interconnected. Effects and decisions within each critical infrastructure influence the other infrastructures much more than before. The framework identifies the key interoperability issue areas and can help resolve interdependencies within the electric system and with other infrastructures. It reflects the increasingly important role of IT in the electric system, resulting in an electricity plus information (E+I) infrastructure. The framework also enables the representation and exchange of ideas with other critical infrastructure domains. It supports comparing, aligning, and harmonizing technical approaches with accompanying management procedures and business processes.

Figure S.2 summarizes the layered interoperability categories according to technical, informational, and organizational groups. In addition to these categories of interoperability, the framework proposes a classification of interoperability issues that cut across the layers. This document introduces these issue areas with the intent to explore and articulate the detailed nature of each issue area in separate documents engaging interested experts in their creation. The cross-cutting issues represent the areas we believe should be focused on to start improving interoperability across the web of electricity concerns.

---

3 National E-Health Transition Authority (NEHTA), "Towards an Interoperability Framework, v 1.8," August 2005 (www.nehta.gov.au)

AVA Documents
Document Sharing Hub
Full document details: ISO IEC TR 15067-3-2-2016

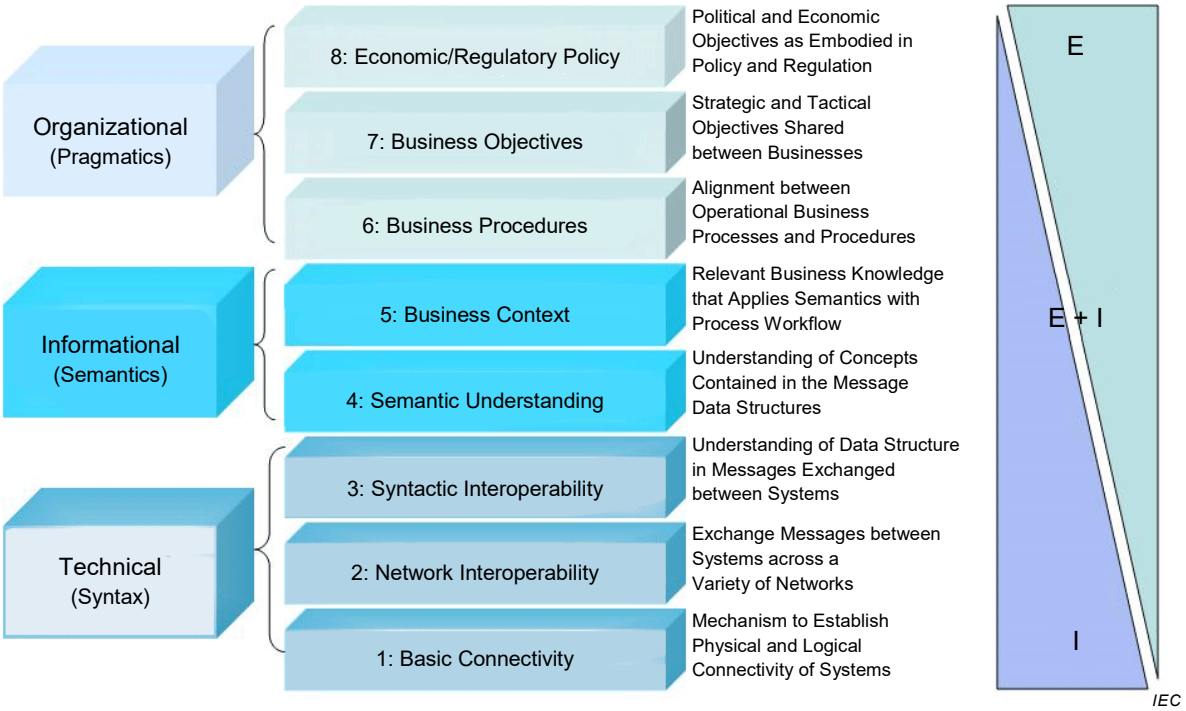

Figure S.2 – Interoperability Framework Categories

The audience for this document are system architects and integrators with the ability to participate in establishing a technical foundation to discuss interoperability, articulate issues to achieving interoperability, and develop proposals to improve the situation. It presumes the reader is knowledgeable of complex system integration and the technical, informational, and organizational issues that surround this area. This technical document lays the foundation for future, companion material to targeted purposes and audiences. Ideally, the reader will consider the application of the concepts presented in this material to their field of interest to help address interoperability challenges as well as to provide suggestions on improvements to this material.

The GWAC realizes that other versions of the framework should be tailored to speak to the interests of other audiences, such as regulators, business decision-makers, system operators, and system suppliers. This material may consist of white papers, checklists, or other forms of presentation.

To introduce this framework, we provide some background for this work in the context of past GWAC activity and establish some basic concepts and terminology. We then state some important points about the system-integration philosophy that influences the way automation components are expected to interface and operate in a collaborative manner in something as complex as the electric power system. These philosophical tenets are important because they emphasize the needs of the system integrator and underlie many of the statements made about the interoperability categories and the cross-cutting issues that are described in subsequent sections. The set of layered interoperability categories and the cross-cutting issues is followed by some clarifying examples.

The document closes with an acknowledgement that such a framework is a living concept, and therefore, a process needs to be put in place to govern its evolution over time both in terms of concepts and the material used to convey these concepts. If such a framework is to be helpful to interoperability improvements, the diverse stakeholders in the electric system should take ownership and have access to participate in its development. This then is the first of an evolutionary series of documents to describe an interoperability framework and articulate interoperability issues that assists discussions with participants at all levels. Providing venues for participation in this work is an important aspect of engaging the electricity community.

AVA Documents
Document Sharing Hub
Full document details: ISO IEC TR 15067-3-2-2016

The process to specify and develop future material requires the participation of the electricity community. Figure S.3 provides a conceptual view of companion material envisaged to follow from the framework. These works include executive summaries for targeted audiences, technical papers that articulate interoperability issues and proposed approaches to address them, checklists, tools, use case scenarios that provide examples of applying the framework, and other similar documents.

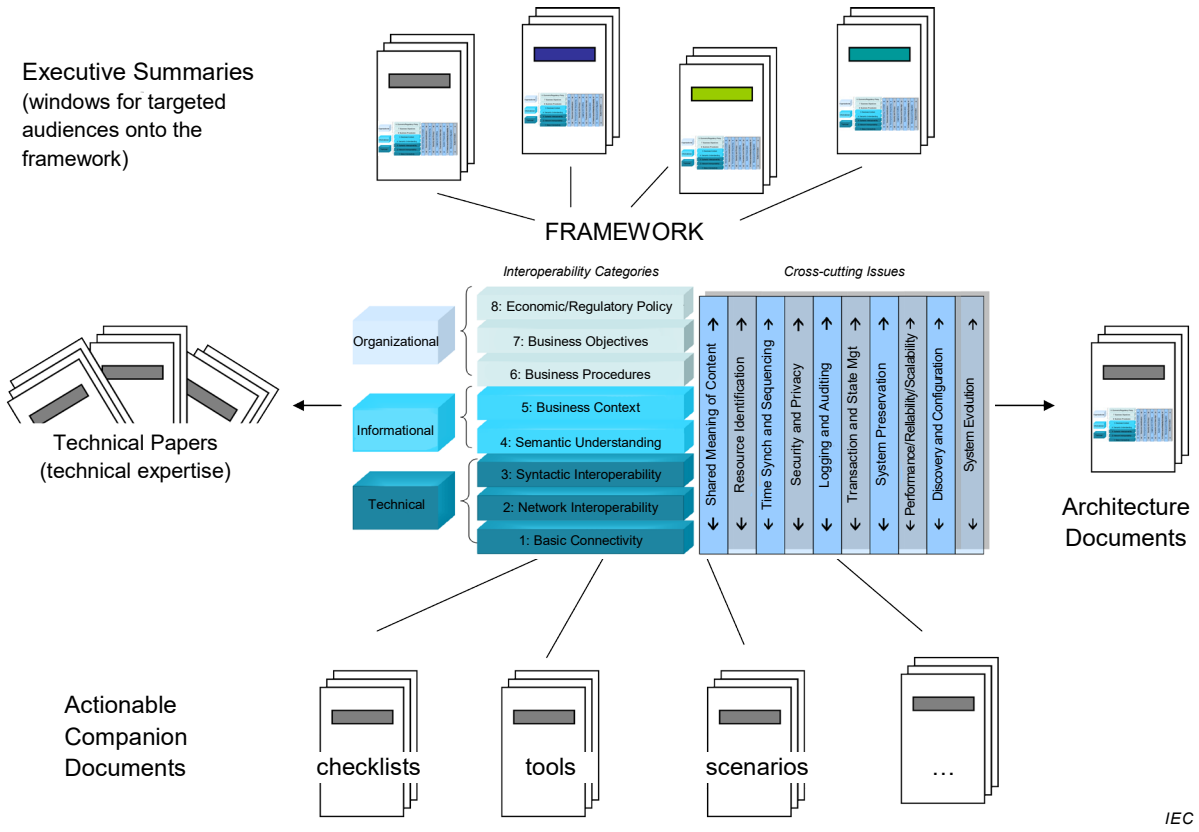

Figure S.3 – Interoperability Framework Companion Material

2 Introduction

The Gridwise Architecture Council (GWAC) exists to enable automation among the many entities that interact with the electric power infrastructure. Though we do not prejudge what this automation will be used for, once it is enabled, we presume that, given opportunity, many possibilities will be explored, and much economic and social good will result. The GWAC mission is merely to enable. The goal is a concept called *interoperability*, which incorporates the following characteristics:

- exchange of meaningful, actionable information between two or more systems across organizational boundaries
- a shared understanding of the exchanged information
- an agreed expectation for the response to the information exchange
- a requisite quality of service: reliability, fidelity, and security.

The result of such interaction enables a larger interconnected system capability that transcends the local perspective of each participating subsystem.

A commonly understood objective for interoperability is the concept of “plug-and-play”. With plug-and-play, the system integrator is able to configure an automation component into the system simply by “plugging” it in. Behind the scenes, automated processes determine the

AVA Documents
Document Sharing Hub
Full document details: ISO IEC TR 15067-3-2-2016

nature of the newly connected automation component and the component determines the nature of the system so that it is properly configured and can begin to operation properly. If we consider the level of integration involved as a length or distance, then the "distance to integrate" for plug-and-play is small [1][4].

As attractive as this concept is, achieving plug-and-play is not easy and in many, complex situations it is not practical to specify standard interfaces to this level of detail. For example, consider specifying an interface to an electricity market. Market participants may use software tools to manage the resources that they trade. Integrating these tools with the market interface usually requires some manual changes so the interface agreements are satisfied. The greater the customization and effort to make and test these changes, the greater is the distance to integrate. However, standards or best practices can be used to shorten this distance. For example, a commonly used information model can provide semantics that a community of integrators readily understands. Standard syntax, such as XML, provides a familiar format and structure for use without significant training. With time, things can more closely approach plug-and-play. At least by reaching agreements in specific areas of interoperation, a community can improve system integration and the effort to achieve interoperation. Figure 1 visualizes this concept.

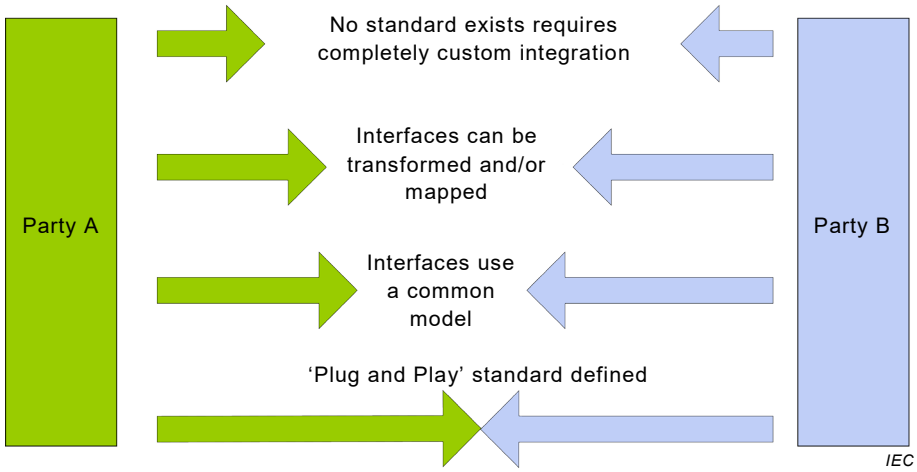

Figure 1 – Distance to Integrate

Why do we want to improve interoperability? Reducing the distance to integrate has a direct impact on installation and integration costs; however, it also creates well-defined points in a system of automation components and business enterprises that allow for new automation components and businesses to connect. This can enable one automation component to be substituted for another with a reasonable amount of effort; it can also provide a path to upgrade automation components in a localized fashion that preserves overall integrated system operation. The power system should accommodate such upgrades so that it can evolve to satisfy changing resources, demands, and more efficient technologies. Substitutability can create an environment where multiple vendors can compete to provide the same automation component capability, where things such as price and reliability become distinguishing characteristics. The same well-defined point of connection can also allow for new capabilities or features to be integrated into the system.

While we emphasize the local point of interaction aspect of interoperation, attention should also be given to broader system issues. Not only should the local dynamics of an interaction be resolved, but also the implications of behavior between automation components and

4 Numbers in square brackets refer to Clause 9, References.

Documents
Document Sharing Hub
Full document details: ISO IEC TR 15067-3-2-2016

business enterprises should be understood in the context of larger system dynamics. Seemingly, unrelated processes may interact in unforeseen ways to affect system stability in positive or negative ways. The way individual automation components and businesses interact may need to reflect constraints imposed because of larger systemic dynamic conditions.

A path toward enabling interoperability was outlined in GWAC's "Interoperability Path Forward Whitepaper" [2]. An important early step in the path forward is to develop a common understanding of interoperability, the various levels of interoperability, and a categorization of issue areas where a consensus on improvements can better enable interoperability. This document presents a context-setting framework to organize concepts and terminology so that interoperability issues can be identified and debated, improvements articulated, and actions prioritized and coordinated across the electric power community.

2.1 Why Develop a Framework?

The context-setting framework was developed as a tool in support of making the GridWise vision reality. To understand the value of the framework it is necessary to remember that GridWise is not an engineering product to deliver power, but that it is an entirely new way to think about how we generate, distribute and use energy. The framework strives to communicate and organize ideas about distributed system integration that can be used by decision makers, architects, designers, and solution providers within the electric system community. This document supports the discussion of ideas and steps to improve the present system integration situation by providing a structure to identify domains of concern and their interdependencies that need to be addressed through follow-on activities.

Our society is in a paradigm shift regarding the management and evolution of our electric infrastructure as well as other critical infrastructures and the resulting system engineering processes. The traditional approaches helped us to set up successful infrastructures for energy, water, transportation, communication, and many more. System engineering focused on all aspects of the lifecycle of a system, being able to draw clear lines between the system and its environment. This paradigm started to shift with the development of information technology (IT) in the recent decades. IT in the form of communication and computing power is ubiquitous. It allows a new way of information generation and transformation that influences the rules that govern all infrastructures.

While this introduces a new set of opportunities and potential benefits, IT also introduces a new set of challenges. As they contribute to all economic sectors, traditionally separate applications and infrastructures get more and more interconnected. Effects and decisions within each supply chain or critical infrastructure influence the others much more than before. The framework identifies the key interoperability issue areas and can help resolve interdependencies within the electric system and with other infrastructures. It reflects the increasingly important role of IT in the electric system, resulting in an electricity plus information (E+I) infrastructure. The framework also enables the representation and exchange of ideas with other supply chain and critical infrastructure domains. It supports comparing, aligning, and harmonizing technical approaches with accompanying management procedures and business processes.

Within the electricity community, the framework represents a context-setting level in a serious of specification and actions necessary to support the engineering and management processes required to make the GridWise vision a reality. The framework concept was inspired by a similar coordinating effort by the National Electronic Health Trust of Australia [3]. The framework sits at the top level of a hierarchy of well-known system engineering categories:

- A *framework* captures the key domains and their interdependencies in a way that partners can address how their contributions are placed within the overall context. As such, a framework makes no architectural or technical recommendations but establishes a context to discuss alternatives and complementary approaches. The framework is a high-level, operational view common to the electricity community used to communicate within the electricity system to compare, align, and harmonize solutions and processes as well as with the management other critical infrastructure.

AVA Documents
Document Sharing Hub
Full document details: ISO IEC TR 15067-3-2-2016

- The next category comprises *architectures*. Architectures are the blueprints for solutions addressing the issues identified in the framework. Architectures are derived from the framework by modeling (which means creating meaningful abstractions from reality to identify a bounded and solvable problem space). Many architectures can be derived from the framework and alternative architecting principles and techniques can be applied. The framework is the means to compare alternatives on the operational level and supports managers and decision makers in the process of selection, migration, and development.
- Based on architectures, system engineers create *designs*. In this category, technology and standards become important. While the architecture is the blueprint for the system, the design category comprises the blueprints for the implementing automation components that have to deliver the required functionality.
- Finally, *solutions* are implemented designs, which are real systems with real use in the real world. This includes not only the automation components, but also the meters and sensors necessary to collect the information.

The management procedures and business processes in each category above are as important as the technical specifications. To bring together different groups and support evolutionary trends, the framework is technology and standard agnostic, but processes following recommended practices support standards-based solutions more than proprietary solutions. In the framework, concrete standards are only used as examples to clarify principles. The identification of applicable standards takes place in the modeling process and is captured as part of the resulting architecture.

To ease communication between the varied participants involved with the electric system, such a framework attempts to simplify an extremely complex topic. All the while, we should remember that the topic remains complex and crosses many disciplines. This document endeavors to use terms that align with the mainstream nomenclature used in information science, but while communication hopefully is improved, we acknowledge that semantic misunderstanding will remain a stumbling block and an area for continual improvement.

The interoperability concepts of this framework come from work relevant to distributed process integration and interoperation across the economic spectrum that includes many industries. By framing the debate, we endeavor to align thought and vision around the best ideas that exist in this field today, watching for the emergence of new concepts that may better address interoperation issues and expand the community of adopters in the future. With a shared meaning of interoperability and an appreciation of the related complex issues, we look to a path that prioritizes areas where policy agreements and/or standardization can ease integration and interoperability for all participants in the electric system.

2.2 Multiple Viewpoints

Multiple facets contribute to the complexity of interoperability concerns. The framework presumes some important points about the system-integration philosophy that influences the way automation components are expected to interface and operate in a collaborative manner in something as complex as the electric power system. These philosophical tenets are important because they emphasize the needs of the system integrator and underlie many of the statements made in the subsequent sections.

Beyond the philosophical tenets, the framework proposes two main dimensions to provide context to interoperability discussions. The first presents a categorization of interoperability into levels much like layers in the Open Systems Interconnection (OSI) 7-layer communication model [4]. The major categories cover technical, informational, and organizational levels. The second dimension presents issue areas for interoperability. Each issue area can cut across the multiple category levels. For example, an issue topic such as security and privacy may have concerns that involve aspects at technical levels, informational levels, as well as organizational levels in the interoperability categorization dimension.

Documents
Document Sharing Hub
Full document details: ISO IEC TR 15067-3-2-2016

The reader should keep in mind that to achieve interoperation between automation components, all relevant cross-cutting issues should be resolved across all of the categorical levels. The intent of the framework is to help bring focus to specific aspects of interoperation in a discussion while keeping that aspect in perspective of the many other items requiring agreement or resolution.

2.3 Background

The GWAC first engaged the electric system community to develop shared thinking around a set of interoperability principles [5]. Through a series of interviews, these high-level statements were debated and revised until they reflected broad agreement on their validity and their wording. The interoperability context-setting framework provides a perspective consistent with these principles. The topics addressed in the framework were selected to cover these principles. Throughout the description of the framework in this document, you will see references to related principles.

Large-scale system integration is not unique to the electric system. Interoperability issues are being tackled in all economic sectors, including banking, telecom, transportation, and healthcare. We are not alone or isolated in confronting these issues, though the scope of the electric system and the number of collaborating participants makes it particularly complex. The advancements to resolving interoperability problems will ultimately be shared by all sectors of the economy. By being aware of, learning, and borrowing from related efforts, we can influence synergistic directions that increase the chances of success. With this background, the framework borrows heavily from concepts put forth by others [3], [6], [7], [8], [9], [10] and [11].

On April 11 and 12, 2007, the GWAC held a workshop with 45 experts in complex software system integration and interoperability representing various aspects of the electric system including reliability coordinators, electric power company automation, building automation, and industrial systems automation, as well as the information technology and communications that enable this automation. The participants found that, overall, a draft version of the context –setting framework appeared sound. They also provided excellent recommendations on clarifications, modifications, and future extensions to that draft framework document. This version incorporates the valuable near-term recommendations from the workshop [12].

2.4 Scope

Consistent with the first business-related principle of interoperability, B01 [5], the context-setting framework focuses on the interface between two or more interacting parties. This may be associated with inter- or intra-organizational software; however, we emphasize the independence of information technology choices and solution approaches to the business that occurs on either side of the interface.

Our scope concentrates on the situation and needs of the system integrator. Improvements in interoperability facilitate the integrator's job to hook-up and configure the interacting automation components so that they perform properly. Whereas other aspects of software engineering focus on the developer or end user, the framework focuses on concepts and a structure for discussing issues related to developing independent automation components and collaborative processes so that they can be integrated more easily.

With the support of the context-setting framework, opportunities and hindrances to interoperability can be debated and prioritized for resolution. For example, suggestions can be made to revise an existing standard so that it conforms to the current best practices in information science. In another example, an application segment may ease integration where ambiguous identification is an issue by considering a distributed identification authority that issues identifiers according to an agreed-upon process. The framework does not prescribe solutions, but it enables communities to identify issues, debate them, and take steps toward resolution in a manner that maintains alignment with other facets of interoperation.

Documents
Document Sharing Hub
Full document details: ISO IEC TR 15067-3-2-2016