TECHNICAL REPORT

ISO/TR 945-3

First edition
2016-05-01

Microstructure of cast irons —

Part 3: Matrix structures

Microstructure des fontes —

Partie 3: Structures de matrice

Reference number
ISO/TR 945-3:2016(E)

Documents
Document Sharing Hub
© ISO 2016

Full document details: ISO_TR 945-3_2016

COPYRIGHT PROTECTED DOCUMENT

© ISO 2016, Published in Switzerland

All rights reserved. Unless otherwise specified, no part of this publication may be reproduced or utilized otherwise in any form or by any means, electronic or mechanical, including photocopying, or posting on the internet or an intranet, without prior written permission. Permission can be requested from either ISO at the address below or ISO's member body in the country of the requester.

ISO copyright office
Ch. de Blandonnet 8 • CP 401
CH-1214 Vernier, Geneva, Switzerland
Tel. +41 22 749 01 11
Fax +41 22 749 09 47
copyright@iso.org
www.iso.org

© ISO 2016 – All rights reserved

Documents
Document Sharing Hub

Full document details: ISO_TR 945-3_2016

Contents

Page

Foreword ..... **iv**

Introduction ..... **v**

1 Scope **1**

2 Designations and descriptions of cast iron microstructures **1**
- 2.1 Ferrite 1
- 2.2 Pearlite 1
- 2.3 Austenite 2
- 2.4 Acicular ferrite 2
- 2.5 Ausferrite 2
- 2.6 Bainite 2
- 2.7 Cementite 2
- 2.8 Ledeburite 2
- 2.9 Martensite 2

3 Sampling and preparation of samples **3**
- 3.1 Samples taken from castings and cast samples 3
- 3.2 Sample preparation 3

4 Matrix structures **4**
- 4.1 Grey cast irons 4
- 4.2 Spheroidal graphite cast irons 6
- 4.3 Austenitic cast irons 10
- 4.4 Malleable cast irons 11
- 4.5 Compacted (vermicular) graphite cast irons 23
- 4.6 Ausferritic spheroidal graphite cast irons 24
- 4.7 Abrasion-resistant cast irons 26

Annex A (informative) **Spheroidal graphite cast irons: Evaluation of pearlite content** **32**

Annex B (informative) **List of European and some national cast iron material designations corresponding to the ISO designations** **34**

Bibliography **42**

© ISO 2016 – All rights reserved

Documents
Document Sharing Hub

Full document details: ISO_TR 945-3_2016

Foreword

ISO (the International Organization for Standardization) is a worldwide federation of national standards bodies (ISO member bodies). The work of preparing International Standards is normally carried out through ISO technical committees. Each member body interested in a subject for which a technical committee has been established has the right to be represented on that committee. International organizations, governmental and non-governmental, in liaison with ISO, also take part in the work. ISO collaborates closely with the International Electrotechnical Commission (IEC) on all matters of electrotechnical standardization.

The procedures used to develop this document and those intended for its further maintenance are described in the ISO/IEC Directives, Part 1. In particular the different approval criteria needed for the different types of ISO documents should be noted. This document was drafted in accordance with the editorial rules of the ISO/IEC Directives, Part 2 (see www.iso.org/directives).

Attention is drawn to the possibility that some of the elements of this document may be the subject of patent rights. ISO shall not be held responsible for identifying any or all such patent rights. Details of any patent rights identified during the development of the document will be in the Introduction and/or on the ISO list of patent declarations received (see www.iso.org/patents).

Any trade name used in this document is information given for the convenience of users and does not constitute an endorsement.

For an explanation on the meaning of ISO specific terms and expressions related to conformity assessment, as well as information about ISO's adherence to the WTO principles in the Technical Barriers to Trade (TBT) see the following URL: Foreword - Supplementary information

The committee responsible for this document is ISO/TC 25, *Cast irons and pig irons.*

ISO 945 consists of the following parts, under the general title *Microstructure of cast irons*:

— *Part 1: Graphite classification by visual analysis*

— *Part 2: Graphite classification by image analysis* [Technical Report]

— *Part 3: Matrix structures* [Technical Report]

The following parts are under preparation:

— *Part 4: Determination of nodularity in spheroidal graphite cast irons*

© ISO 2016 – All rights reserved
Documents
Document Sharing Hub
Full document details: ISO_TR 945-3_2016

Introduction

The designation of cast iron matrix structures as given in this part of ISO 945 is in conformity with the designations published by several national foundry organisations[1][2][3] or other publishers[4].

This Technical Report aims to

— give the designations, precise descriptions and reference micrographs of the matrix structures of cast irons, and

— facilitate the discussion and to avoid misunderstanding between manufacturer and purchaser regarding the identification of matrix structures.

© ISO 2016 – All rights reserved

Documents
Document Sharing Hub
Full document details: ISO_TR 945-3_2016

Documents
Document Sharing Hub

Full document details: ISO_TR 945-3_2016

Microstructure of cast irons —

Part 3: Matrix structures

1 Scope

This Technical Report gives the designations, descriptions and reference micrographs of the matrix structures of cast irons.

It applies to the following types of cast irons:

— grey cast irons (Table 4.1);

— spheroidal graphite cast irons (Table 4.2);

— austenitic cast irons (Table 4.3);

— malleable cast irons (Table 4.4);

— compacted (vermicular) graphite cast irons (Table 4.5);

— ausferritic spheroidal graphite cast irons (Table 4.6);

— abrasion-resistant cast irons (Table 4.7).

Each matrix structure is defined with explanations and micrographs.

Unless otherwise stated in Clause 4, the micrographs shown correspond to samples etched with a solution of 2 % nitric acid in ethanol (Nital).

2 Designations and descriptions of cast iron microstructures

2.1 Ferrite

Ferrite also known as α-ferrite (α-Fe) or alpha iron is a materials science term for iron, or for a solid solution with iron as the main constituent, with a body-centred cubic crystal structure. It is this crystalline structure which gives to steels and cast irons their magnetic properties, and is the classic example of a ferromagnetic material.

Since pearlite has ferrite as a component, any iron-carbon alloy will contain some amount of ferrite if it is allowed to reach equilibrium at room temperature. The exact amount of ferrite will depend on the cooling processes the iron-carbon alloy undergoes when it cools from liquid state.

2.2 Pearlite

Pearlite is a two-phased, lamellar (or layered) structure composed of alternating layers of alpha-ferrite (according thermal dynamical condition 88 % by mass) and cementite (12 % by mass). The lamellar appearance is misleading since the individual lamellae within a colony are connected in three dimensions; a single colony is therefore an interpenetrating bicrystal of ferrite and cementite. Pearlite is a common microstructure occurring in many grades of cast irons.

If cast iron is cooled very slowly or as a result of heat treatment, the cementite can occur in globules instead of in layers. This structure is designated as globular pearlite.

© ISO 2016 – All rights reserved

Documents
Document Sharing Hub
Full document details: ISO_TR 945-3_2016

2.3 Austenite

Austenite, also known as gamma phase iron (γ-Fe), is a non-magnetic allotrope of iron or a solid solution of iron, stabilized by an alloying element, e.g. nickel. Austenite is the face-centred cubic crystal structure of iron.

2.4 Acicular ferrite

Acicular ferrite is a microstructure of ferrite that is characterized by needle shaped crystallites or grains when viewed in two dimensions. The grains, actually three dimensional in shape, have a thin lenticular shape. This microstructure is advantageous over other microstructures because of its chaotic ordering, which increases toughness.

2.5 Ausferrite

Ausferrite is a special type of multi-phase microstructure that occurs when cast irons with a silicon content of about 2 % or higher are austempered.

Austempering consists of rapidly cooling the fully austenitic iron to avoid the formation of pearlite to a temperature above that of martensite formation and holding for the time necessary to precipitate the ausferrite matrix. This microstructure consists primarily of acicular ferrite in carbon enriched austenite.

2.6 Bainite

Bainite is a multi-phase microstructure, consisting of acicular ferrite and cementite that forms in cast irons during rapid cooling. It is one of the decomposition products that can form when austenite is cooled rapidly below the eutectoid temperature, but above the martensitic starting (M_S) temperature. Bainite can also form from the decomposition of ausferrite upon extended heating above the temperature at which it was formed.

2.7 Cementite

Cementite, also known as iron carbide, is a compound of iron and carbon, with the formula Fe_3C.

By mass, it is 6,7 % carbon and 93,3 % iron. Cementite has an orthorhombic crystal structure.

In the iron-carbon system cementite is a common constituent because ferrite contains maximum 0,02 % by mass of carbon. Therefore, in cast irons that are slowly cooled, a part of these elements is in the form of cementite. In the case of white cast irons, cementite precipitates directly from the melt. In grey cast irons or spheroidal graphite cast irons, cementite forms either from austenite during cooling or from martensite during tempering, or from the decomposition of ausferrite. An intimate mixture of cementite with ferrite, the other product of austenite, forms a lamellar structure called pearlite (see 2.2).

2.8 Ledeburite

Ledeburite is an eutectic mixture of austenite and cementite and is formed when the melt at least partly solidifies according the metastable Fe-C-Si system.

2.9 Martensite

Martensite is formed from austenite by rapid cooling (quenching) which traps carbon atoms that do not have time to diffuse out of the crystal structure. The martensite lattice is body-centred tetragonal composed of ferrite and carbon. This martensitic reaction begins during cooling when the austenite reaches the martensite start temperature (M_S) and the parent austenite becomes mechanically unstable. At a constant temperature below M_S, a fraction of the parent austenite transforms rapidly, after which no further transformation occurs. When the temperature is decreased, more of the austenite transforms to martensite. Finally, when the martensite finish temperature (M_f) is reached,

© ISO 2016 – All rights reserved
AVA Documents Document Sharing Hub
Full document details: ISO_TR 945-3_2016

the transformation ends. Martensite can also be formed by application of stress in ausferritic spheroidal graphite cast irons (SITRAM effect: stress induced transformation from austenite to martensite). Thus, martensite can be thermally induced or stress induced.

3 Sampling and preparation of samples

3.1 Samples taken from castings and cast samples

The location from which samples are taken should be agreed between the manufacturer and purchaser and should take into account the requirements specified in the appropriate material standard. If an examination report is required, the location from where the final sample is taken shall be recorded.

The sample should be of sufficient size to provide a true representation of the matrix structure in the agreed location from which it is taken.

3.2 Sample preparation

Attention should be paid to the careful cutting, grinding, polishing and etching of samples, so that the matrix structure appears in its original form. Inappropriate preparation can cause alteration of the microstructure and misinterpretations.

Sample preparation should be carried out in four stages:

1) sectioning;

2) grinding;

3) polishing;

4) etching.

NOTE In some cases mounting of the sample in a polymeric material can be necessary.

The examination of the matrix structure shall be carried out in the etched condition.

© ISO 2016 – All rights reserved

Documents
Document Sharing Hub
Full document details: ISO_TR 945-3_2016

4 Matrix structures

4.1 Grey cast irons

Table 4.1 — Grey cast irons according to ISO 185[5]

Micro-graph	Material designation	Matrix structure	
4.1.1	ISO 185/JL/100 ISO 185/JL/HBW155	Pearlite – ferrite 100 x 200 µm	
4.1.2	ISO 185/JL/150	Pearlite – ferrite 100 x 200 µm	
4.1.3	ISO 185/JL/HBW175	Pearlite – ferrite 500 x 40 µm	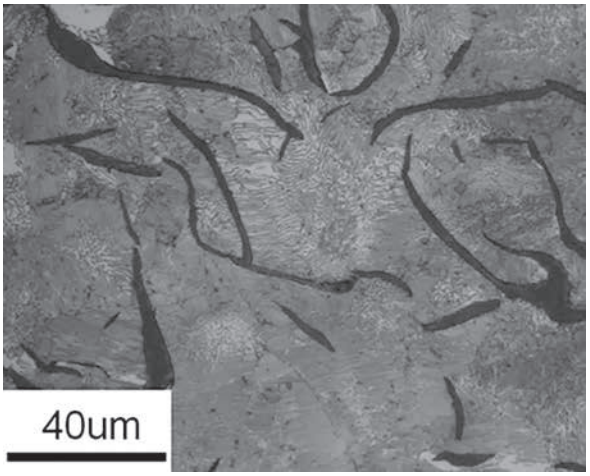

© ISO 2016 – All rights reserved
Documents
Document Sharing Hub
Full document details: ISO_TR 945-3_2016

Table 4.1 *(continued)*

Micro-graph	Material designation	Matrix structure	
4.1.4	ISO 185/JL/200 ISO 185/JL/225 ISO 185/JL/250 ISO 185/JL/275 ISO 185/JL/HBW195 ISO 185/JL/HBW215	Predominantly pearlite 100 x Shown is JL/250 200 µm	
4.1.5		Predominantly pearlite 500 x Shown is JL/250 40 µm	
4.1.6	ISO 185/JL/300 (shown) ISO 185/JL/350 ISO 185/JL/HBW235 ISO 185/JL/HBW255	Pearlite 100x 200 µm	

© ISO 2016 – All rights reserved

Documents
Document Sharing Hub
Full document details: ISO_TR 945-3_2016

4.2 Spheroidal graphite cast irons

Table 4.2 — Spheroidal graphite cast irons according to ISO 1083[6]

Micro-graph	Material designation	Matrix structure	
4.2.1	ISO 1083/JS/350-22 ISO 1083/JS/400-18 ISO 1083/JS/400-15 ISO 1083/JS/500-10 ISO 1083/JS/HBW130 ISO 1083/JS/HBW150 ISO 1083/JS/HBW155	Ferrite 100x 200 µm	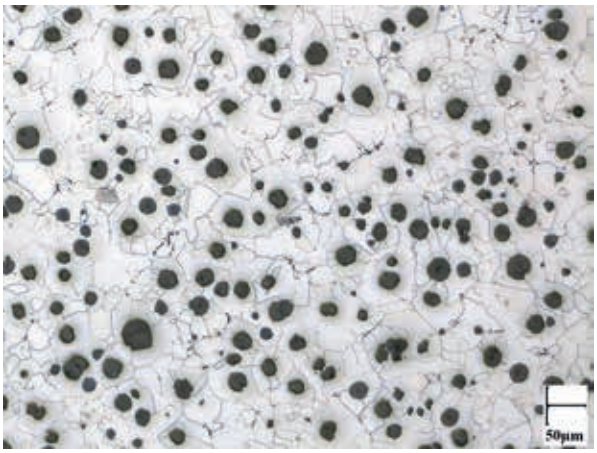
4.2.2	ISO 1083/JS/450-10 ISO 1083/JS/HBW185	Predominantly [a] ferrite 100x 200 µm	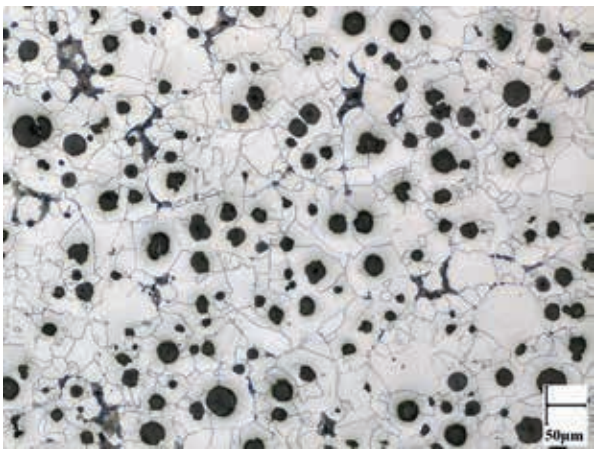
4.2.3	ISO 1083/JS/500-7 ISO 1083/JS/550-5 ISO 1083/JS/HBW200 ISO 1083/JS/HBW215	Ferrite – pearlite 100x 200 µm	

[a] The term "predominantly" does not appear in ISO 1083, only "ferrite".

NOTE Information regarding the evaluation of the pearlite content of the matrix of spheroidal graphite cast iron is given in Annex A.

© ISO 2016 – All rights reserved
Documents
Document Sharing Hub
Full document details: ISO_TR 945-3_2016

Table 4.2 *(continued)*

Micro-graph	Material designation	Matrix structure	
4.2.4	ISO 1083/JS/600-3 ISO 1083/JS/HBW230	Pearlite – ferrite 100x 200 µm	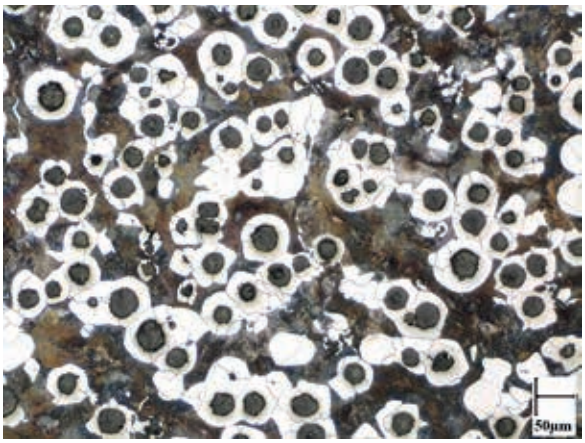
4.2.5	ISO 1083/JS/700-2	Predominantly [a] pearlite 100x 200 µm	
4.2.6	ISO 1083/JS/HBW265	Pearlite 500x 40 µm	

[a] The term "predominantly" does not appear in ISO 1083, only "ferrite".

NOTE Information regarding the evaluation of the pearlite content of the matrix of spheroidal graphite cast iron is given in Annex A.

© ISO 2016 – All rights reserved

Documents
Document Sharing Hub
Full document details: ISO_TR 945-3_2016

Table 4.2 *(continued)*

Micro-graph	Material designation	Matrix structure	
4.2.7	ISO 1083/JS/800-2 ISO 1083/JS/HBW300	Pearlite (shown) or tempered martensite (shown in 4.2.9) 100x 200 µm	
4.2.8		Pearlite 500x 40 µm	
4.2.9		Tempered martensite 100x 200 µm	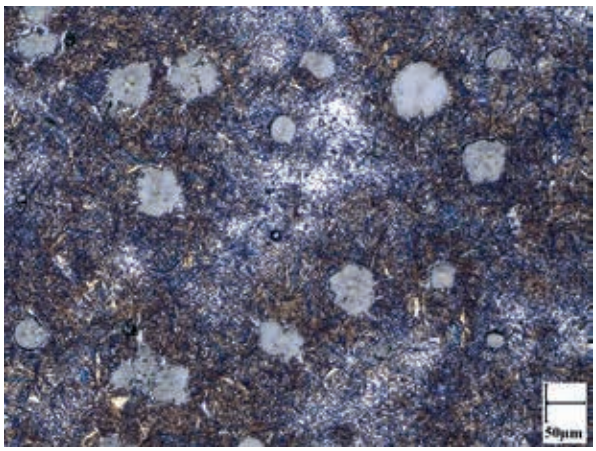

[a] The term "predominantly" does not appear in ISO 1083, only "ferrite".

NOTE Information regarding the evaluation of the pearlite content of the matrix of spheroidal graphite cast iron is given in Annex A.

© ISO 2016 – All rights reserved
Documents
Document Sharing Hub
Full document details: ISO_TR 945-3_2016

Table 4.2 *(continued)*

Micro-graph	Material designation	Matrix structure	
4.2.10	ISO 1083/JS/900-2	Bainite-martensite (shown) or tempered martensite (shown in 4.2.9) 100x 200 µm	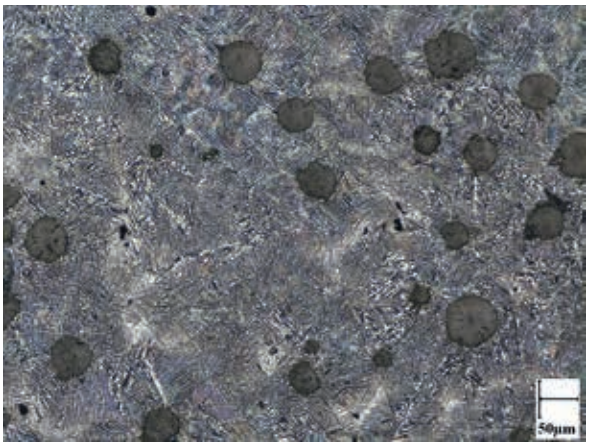
4.2.11	ISO 1083/JS/HBW330	Bainite-martensite 1 000x 20 µm	

[a] The term "predominantly" does not appear in ISO 1083, only "ferrite".

NOTE Information regarding the evaluation of the pearlite content of the matrix of spheroidal graphite cast iron is given in Annex A.

© ISO 2016 – All rights reserved

Documents
Document Sharing Hub
Full document details: ISO_TR 945-3_2016