Supplementary Information

The following information is associated with Network Rail Standard:
NR CIV/SD/1024 Rev A

Additional Content Access

Click the link below to access CAD version of this drawing.

CAD Drawing

- CIV/SD/1024

If you have any questions, or need assistance, please contact **IHS Support**

Information accessed via the links above is the property of the Copyright holder

IHS Additional Content Page

--`,,,,,,`,,,,,,`,,`,,,,,,,,``-`-`,,`,,`,`,,`---

Documents
Document Sharing Hub

Copyright Network Rail
Provided by IHS under license with Network Rail
No reproduction or networking permitted without license from IHS
Full document details: NR NR-CIV-SD-1024 ISSUE B 2010

Licensee=Weston Williamson/5989497001, User=sam, albett
Not for Resale, 03/27/2016 21:04:38 MDT

DRAWING No. NR/CIV/SD/1024

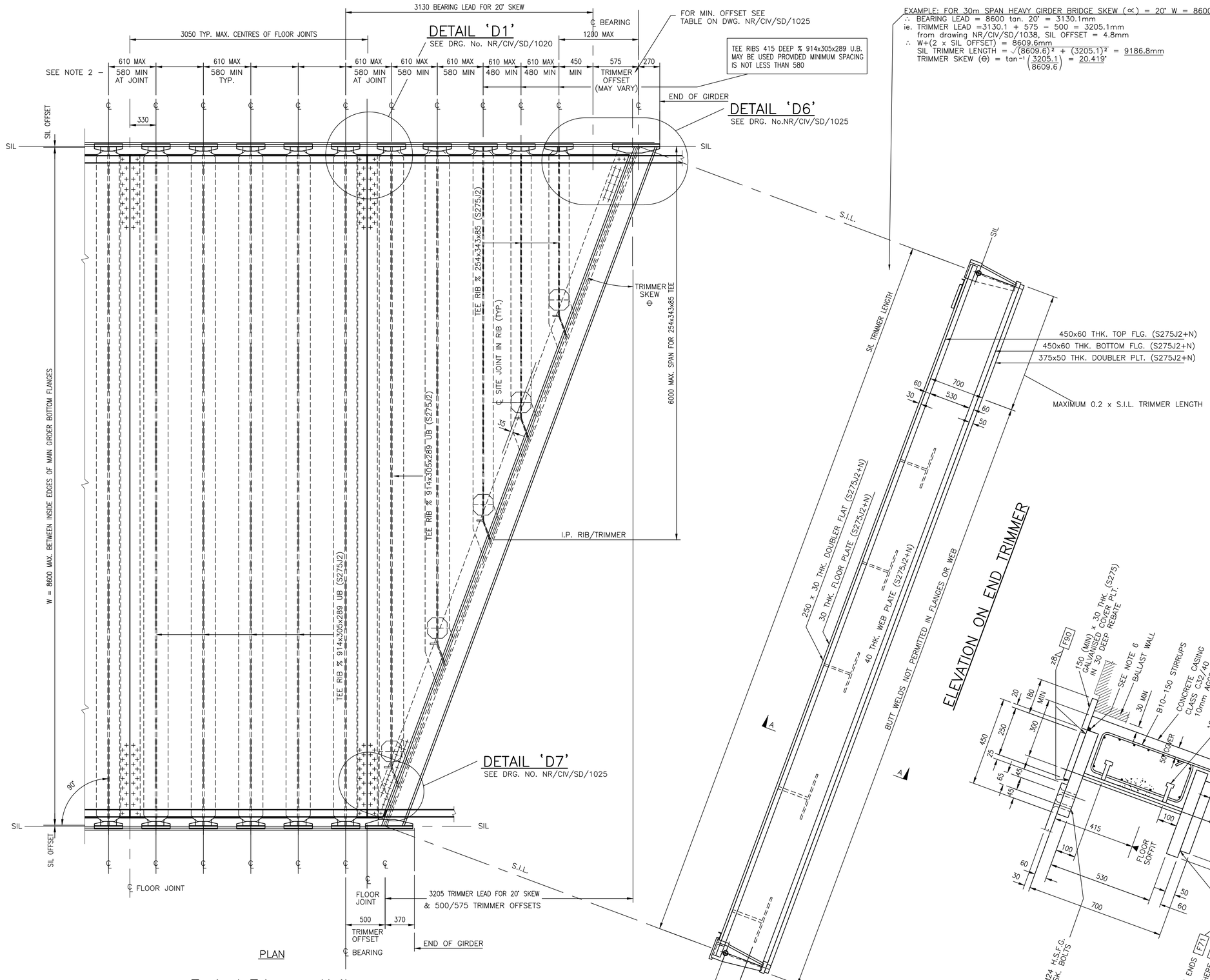

Typical Trimmer Unit.

WIDE FLOOR / 20° BRIDGE SKEW (∝) DRAWN

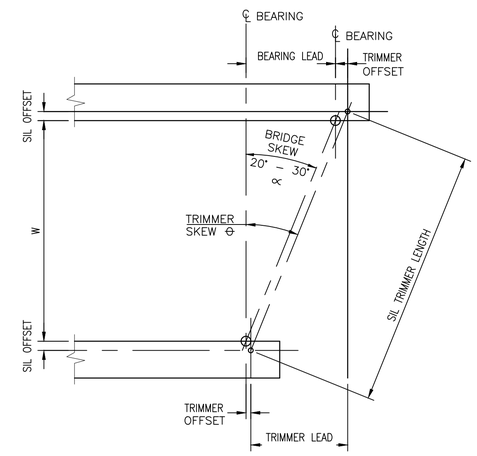

DEFINITION OF SKEW
(NTS)

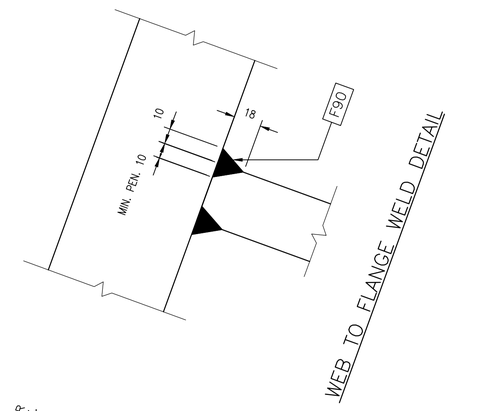

WEB TO FLANGE WELD DETAIL

1. TEE RIBS SHALL BE FORMED IN ONE LENGTH. INTERMEDIATE WELDED JOINTS ARE NOT PERMITTED.
2. 580 RIB SPACING IS DESIRABLE MINIMUM TO ALLOW WELDING, PROTECTIVE TREATMENT & MAINTENANCE.
3. FOR ENLARGED DETAIL OF TRIMMER CASING SEE DRG NR/CIV/SD/1021.
4. THE BOLTED CONNECTIONS SHOWN MAY BE DELETED WHERE APPROVAL IS GIVEN FOR TRIMMER & EDGE FLOOR UNITS TO BE DELIVERED AS ONE ELEMENT.
5. SEE DRG. NR/CIV/SD/1020 FOR LOCATION OF FLOOR PLATE BUTT WELDS.
6. FOR DETAILS AT CONCRETE TO STEEL INTERFACES SEE DRG. Nos. NE/CIV/SD/1140 & NE/CIV/SD/1141

Rev	Date	Description of revision	Design'd	C'kd
B	Dec 10	EUROCODE ISSUE	CH	MM
A	Dec 09	ORIGINAL ISSUE	CH	MM

Network Rail

Network Rail Infrastructure Ltd
Registered Office:
Kings Place
90 York Way
London
N1 9AG

Approved	P Clark	Senior Programme Engineering Manager (Building & Civils)	P.C.	Dec−10
	Name	Position	Signature	Date

Master copy with original signatures held by Network Rail HQ
CIVIL ENGINEERING STANDARD DESIGN

© COPYRIGHT NETWORK RAIL 2009

STANDARD HALF THROUGH UNDERBRIDGES
BOX GIRDERS & TRANSVERSE RIBBED FLOORS

DOUBLE TRACK − 2 GIRDERS

WIDE FLOORS >20°−30°SKEW
SHEET 1 OF 4

Scale	1:25, 1:10, 1:2	
Drawing Number	NR/CIV/SD/1024	B

Full document details: NR NR-CIV SD-1024 ISSUE B 2010
Documents Document Sharing Hub
Copyright Network Rail
Provided by IHS under license with Network Rail
No reproduction or networking permitted without license from IHS
Licensee=Atkins Williams and Partners/5966100, User=sam, allnet
2010-10-07 09:00:11