Supplementary Information

The following information is associated with Network Rail Standard:
NR CIV/SD/1038 Rev B

Additional Content Access

Click the link below to access CAD version of this drawing.

CAD Drawing

- CIV/SD/1038

If you have any questions, or need assistance, please contact **IHS Support**

Information accessed via the links above is the property of the Copyright holder

IHS Additional Content Page

--`,,,,,,`,,,,,,`,,`,,,,,,,,`-`-`,,`,,`,`,,`---

Documents
Document Sharing Hub

Copyright Network Rail
Provided by IHS under license with Network Rail
No reproduction or networking permitted without license from IHS
Full document details: NR NR-CIV-SD-1038 ISSUE B 2010

Licensee=Weston Williamson/5989497001, User=sam, albett
Not for Resale, 03/27/2016 21:06:12 MDT

DRAWING No. NR/CIV/SD/1038

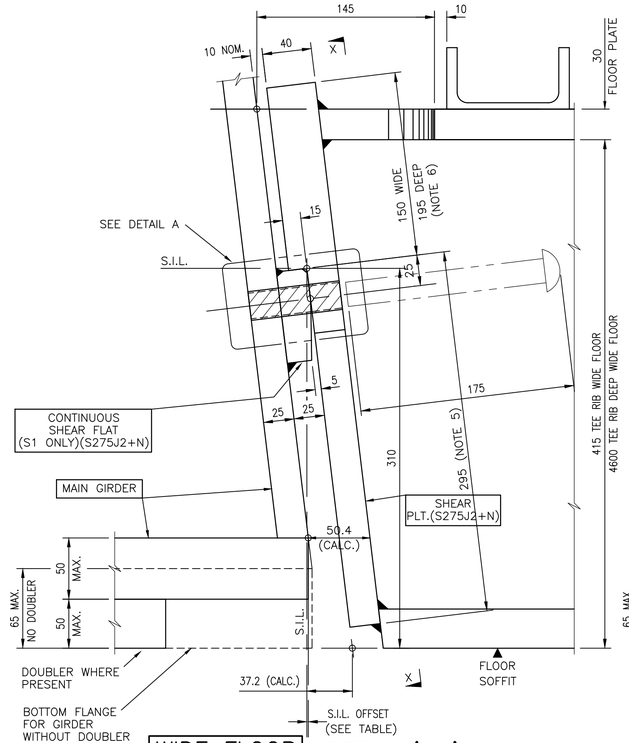

WIDE FLOOR DETAIL 'S1'

SHEAR PLT./SHEAR FLAT AT TEE RIBS

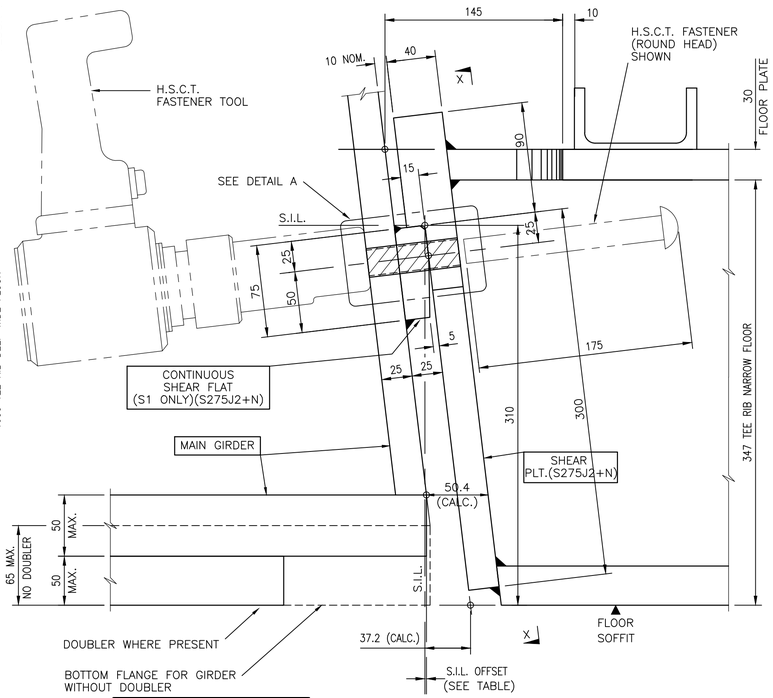

NARROW FLOOR DETAIL 'S1'

SHEAR PLT./SHEAR FLAT AT TEE RIBS

S.I.L. (SHEAR PLATE INTERSECTION LINE) OFFSET		
SPAN LIMIT (m)	HEAVY GIRDERS	
	FLANGE THICKNESS ✳	S.I.L. OFFSET
21	50	6.0
24	65	4.2
27	90	1.2
30	60	4.8
33	100	0.0
36	90	1.2
39	100	0.0

✳ OVERALL THICKNESS OF BOTTOM FLANGE AT MID–SPAN INCLUDING DOUBLER

WELD DETAIL – SEE NOTE 3	
0°–20° SKEW	6
>20° SKEW (ACUTE CORNER)	3, 6
>20° SKEW (OBTUSE CORNER)	8, 5, 8

WELD DETAIL	
0°–20° SKEW	10mm FILLET WELD
>20° SKEW (ACUTE CORNER)	12mm FILLET WELD
>20° SKEW (OBTUSE CORNER)	8, 5, 8

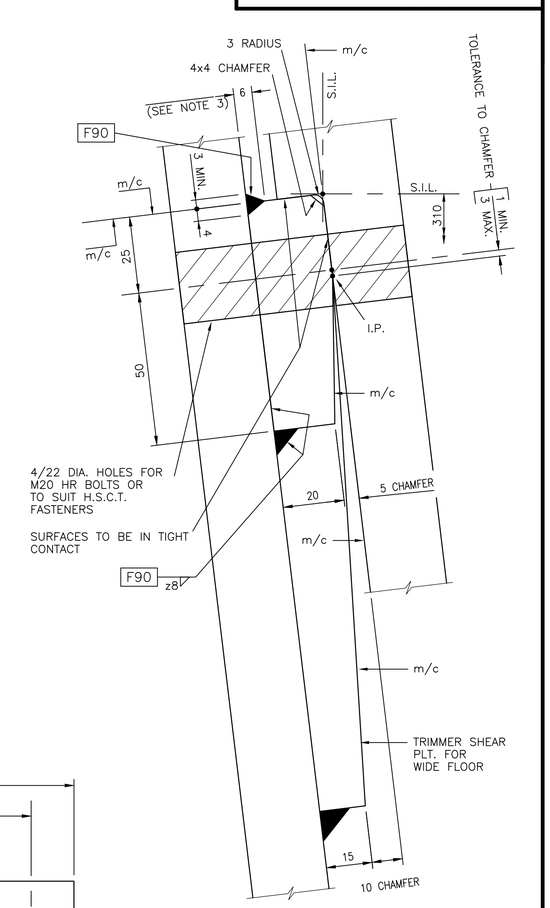

DETAIL 'A'

(1:1)

WELD SIZES SHOWN APPLY TO TEE RIBS ONLY

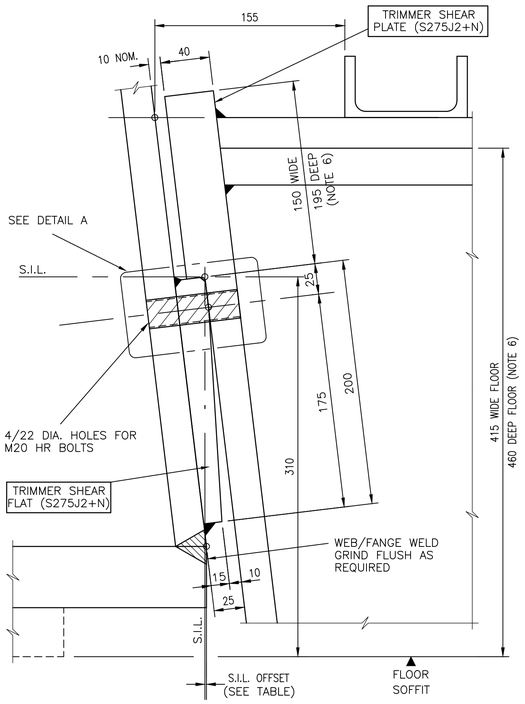

DETAIL 'S2'

SHEAR PLT./SHEAR FLAT AT TRIMMER

WIDE FLOOR

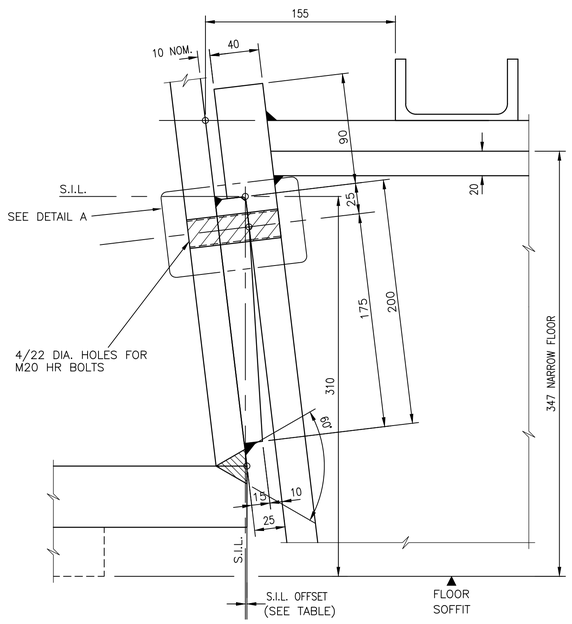

DETAIL 'S2' SKEWS >0°–20°

SHEAR PLT./SHEAR FLAT AT TRIMMER

NARROW FLOOR

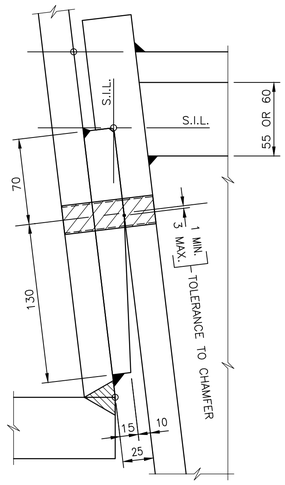

SKEWS >20°–55°

DETAILS AS SKEWS 0°–20° UNLESS NOTED OTHERWISE

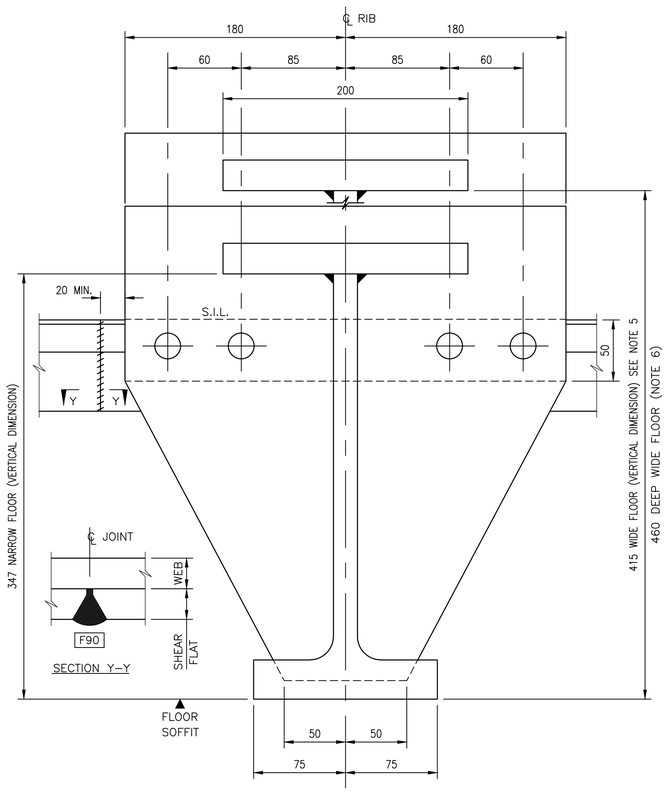

SECTION 'X–X'

Rev	Date	Description of revision	Design'd	C'kd
B	Dec 10	EUROCODE ISSUE	CH	MM
A	Dec 09	ORIGINAL ISSUE	CH	MM

Network Rail

Network Rail Infrastructure Ltd
Registered Office:
Kings Place
90 York Way
London
N1 9AG

Approved	P Clark	Senior Programme Engineering Manager (Building & Civils)	P.C.	Dec–10
	Name	Position	Signature	Date

Master copy with original signatures held by Network Rail HQ CIVIL ENGINEERING STANDARD DESIGN

© COPYRIGHT NETWORK RAIL 2009

STANDARD HALF THROUGH UNDERBRIDGES BOX GIRDERS & TRANSVERSE RIBBED FLOORS

DOUBLE TRACK – 2 GIRDER WIDE AND NARROW FLOORS

SHEAR PLATE DETAILS

Scale	1:2.5, 1:1	
Drawing Number	NR/CIV/SD/1038	B

1. DEFINITION – S.I.L. MEANS 'SHEAR PLATE INTERSECTION LINE'.
2. FOR LENGTH & DIMENSIONS OF TRIMMER SHEAR PLATES & TRIMMER SHEAR FLATS SEE DRAWINGS OF FLOORS No. NR/CIV/SD/1021, 1023, 1025, 1027, 1029, 1031, 1040, 1041 & 1042.
3. WELD SIZE TO THE UPPER SURFACE OF SHEAR PLATES MUST BE CAREFULLY CONTROLLED SO THAT PROPER FIT UP OF THE MACHINED INTERFACES IS NOT IMPAIRED.
4. HIGH STRENGTH CLAMP TYPE (H.S.C.T.) FASTENERS TO HAVE STRENGTH AND PERFORMANCE EQUIVALENT TO SPECIFIED HR BOLTS AND ARE TO BE APPROVED BY THE ENGINEER. HOLE DIAMETERS TO BE MODIFIED TO SUIT H.S.C.T. FASTENERS AS REQUIRED.
5. TEE RIBS ADJACENT TO TRIMMERS FOR WIDE FLOORS UP TO 20° SKEW ARE DEEPER THAN STANDARD RIB. THE HEIGHT OF SHEAR PLATES ON DEEPER RIBS NEEDS TO BE INCREASED BY 25 (75 FOR RIB TYPE 'A' & SKEW > 10°) SEE DRWG No. NR/CIV/SD/1021 & 1023.
6. 460 DEPTH RIBS REQUIRED FOR DEEP WIDE FLOOR WHERE SHOWN ON NR/CIV/SD/1013. SHEAR PLATE DIMENSIONS ADJUSTED AS SHOWN.

Full document details: NR NR-CIV-SD-1038 ISSUE B 2010
Documents Sharing Hub
Licensee=Atkins Williams/2558345001, User=sam, sfirst
2010-01-19 15:52:00 GMT+0000
Copyright Network Rail
Provided by IHS under licence with Network Rail
No reproduction or networking permitted without licence from IHS