Supplementary Information

The following information is associated with Network Rail Standard:
NR CIV/SD/1043 Rev B

Additional Content Access

Click the link below to access CAD version of this drawing.

CAD Drawing

- CIV/SD/1043

If you have any questions, or need assistance, please contact **IHS Support**

Information accessed via the links above is the property of the Copyright holder

IHS Additional Content Page

Documents
Document Sharing Hub

--`,,,,,,`,,,,,,`,,`,,,,,,,,`-`-`,,`,,`,`,,`---

Copyright Network Rail
Provided by IHS under license with Network Rail
No reproduction or networking permitted without license from IHS
Full document details: NR NR-CIV-SD-1043 ISSUE B 2010

Licensee=Weston Williamson/5989497001, User=sam, albett
Not for Resale, 03/27/2016 21:06:59 MDT

DRAWING No. NR/CIV/SD/1043

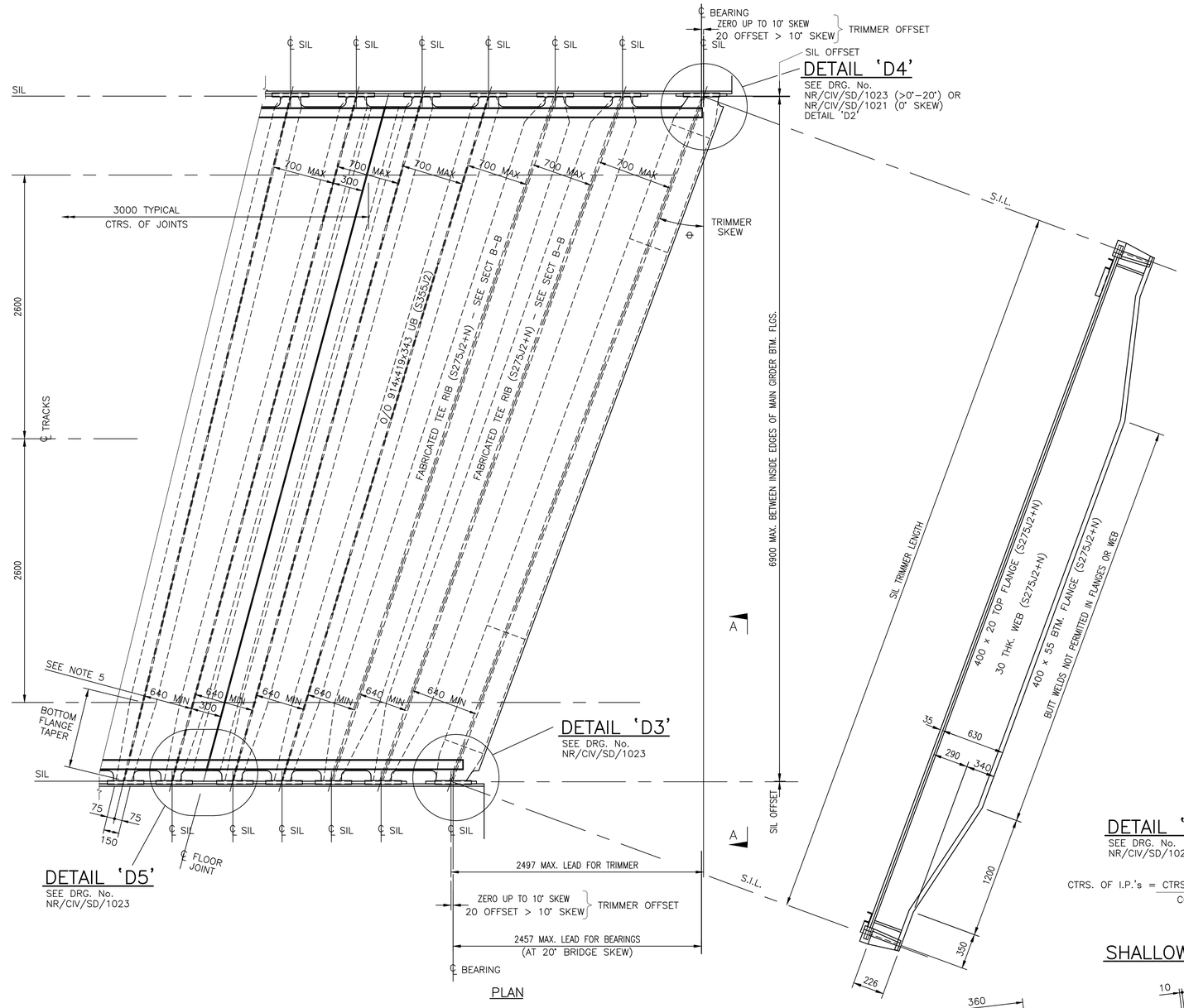

PLAN

TYPICAL TRIMMER UNIT
SHALLOW NARROW FLOOR/20° MAX. END SKEW/FANNED RIBS

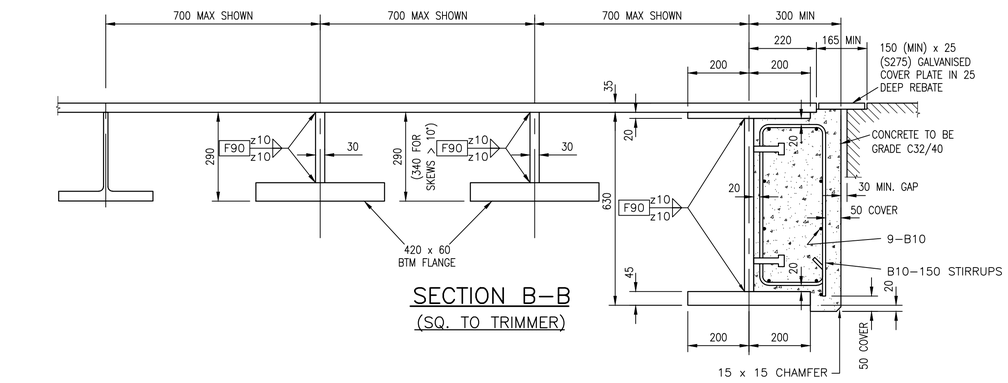

SECTION B–B
(SQ. TO TRIMMER)

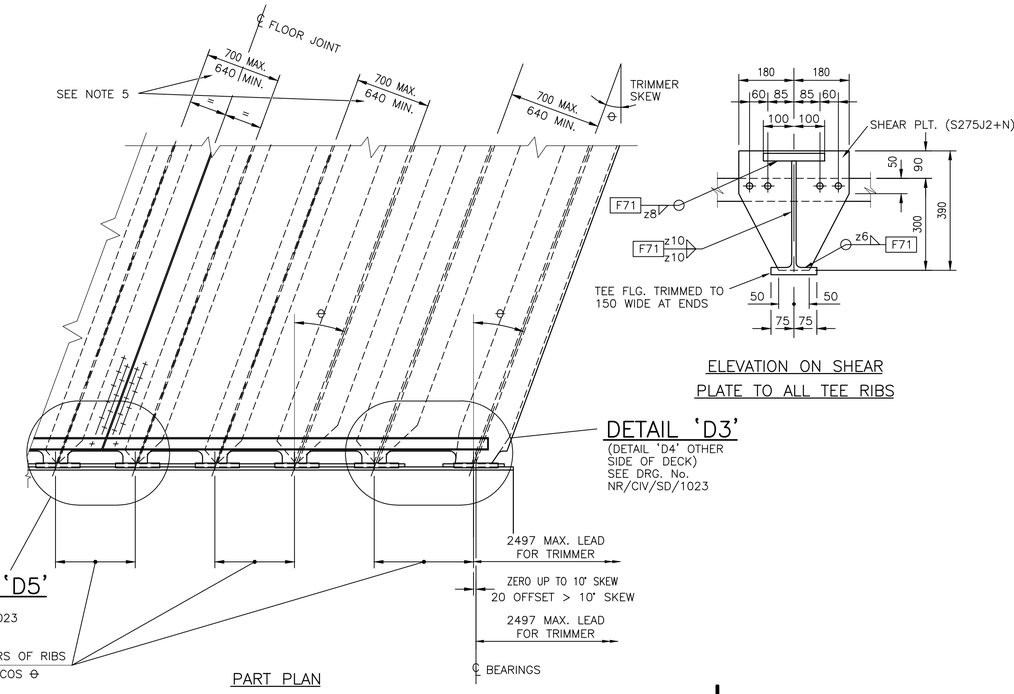

PART PLAN

TYPICAL TRIMMER UNIT
SHALLOW NARROW FLOOR/20° MAX. END SKEW/SKEWED RIBS

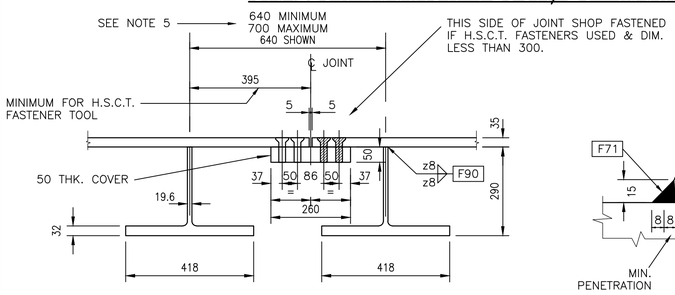

FLOOR JOINT

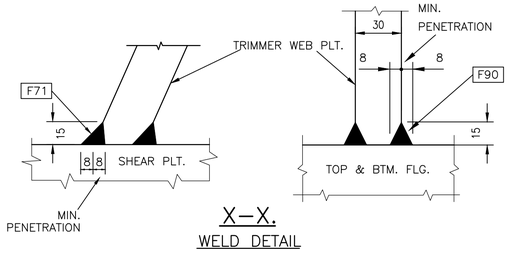

X–X.
WELD DETAIL

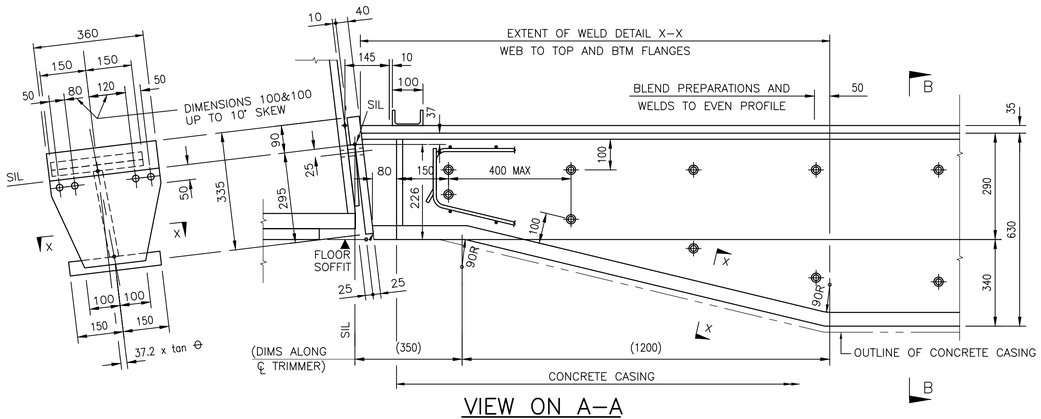

VIEW ON A–A

1. DETAILS GENERALLY SIMILAR TO WIDE FLOORS, UNLESS SHOWN OR STATED OTHERWISE REFER TO DRGS. NR/CIV/SD/1038, NR/CIV/SD/1020, NR/CIV/SD/1021, NR/CIV/SD/1022, NR/CIV/SD/1023.
2. TEE RIBS SHALL BE FORMED IN ONE LENGTH. INTERMEDIATE WELDED JOINTS ARE NOT PERMITTED.
3. TRIMMER IS FABRICATED INTEGRAL WITH FLOOR UNIT.
4. NORMALLY SKEWED RIBS SHOULD BE ADOPTED. FANNED RIBS SHOULD BE USED WHERE THE SKEW ANGLE VARIES BETWEEN BRIDGE ENDS.
5. 640 RIB SPACING IS DESIRABLE MINIMUM TO ALLOW WELDING, PROTECTIVE TREATMENT & MAINTENANCE. MAY BE REDUCED TO 620 ABSOLUTE MINIMUM WHEN RIBS ARE FANNED.
6. SEE DRG. NR/CIV/SD/1020 FOR LOCATION OF FLOOR PLATE BUTT WELDS.
7. HIGH STRENGTH CLAMP TYPE (H.S.C.T.) FASTENERS TO HAVE STRENGTH AND PERFORMANCE EQUIVALENT TO SPECIFIED HR BOLTS AND ARE TO BE APPROVED BY THE ENGINEER. HOLE DIAMETERS TO BE MODIFIED TO SUIT H.S.C.T. FASTENERS AS REQUIRED.

Rev	Date	Description of revision	Design'd	C'kd
B	Dec 10	EUROCODE UPDATE	CH	MM
A	Dec 09	ORIGINAL ISSUE	CH	MM

Network Rail
Network Rail Infrastructure Ltd
Registered Office:
Kings Place
90 York Way
London
N1 9AG

Approved	P Clark	Senior Programme Engineering Manager (Building & Civils)	P.C.	Dec–10
	Name	Position	Signature	Date

Master copy with original signatures held by Network Rail HQ CIVIL ENGINEERING STANDARD DESIGN

© COPYRIGHT NETWORK RAIL 2009

STANDARD HALF THROUGH UNDERBRIDGES
BOX GIRDERS & TRANSVERSE RIBBED FLOORS

DOUBLE TRACK – 2 GIRDERS SHALLOW NARROW FLOOR

0° – 20° SKEW

Scale	1:25, 1:10, 1:2	
Drawing Number	NR/CIV/SD/1043	B

Full document details: NR NR-CIV-SD-1043 ISSUE B 2010
Document Standards Hub
Copyright Network Rail
Provided by IHS under licence with Network Rail
Not to be reproduced or disclosed to a third party without licence from IHS
Licensee=Halcrow Willbroad/2559561001, User=sam, allan
No reproduction or networking permitted without licence from IHS