Supplementary Information

The following information is associated with Network Rail Standard:
NR CIV/SD/111 Rev A

Additional Content Access

Click the link below to access CAD version of this drawing.

CAD Drawing

- CIV/SD/111

If you have any questions, or need assistance, please contact **IHS Support**

Information accessed via the links above is the property of the Copyright holder

IHS Additional Content Page

Documents
Document Sharing Hub

Copyright Network Rail
Provided by IHS under license with Network Rail
No reproduction or networking permitted without license from IHS
Full document details: NR NR-CIV-SD-111 ISSUE A 2006

Licensee=Weston Williamson/5989497001, User=sam, albett
Not for Resale, 03/28/2016 00:19:01 MDT

Full document details: NR NR-CIV-SD-111ISSUE A 2006

DO NOT SCALE THIS DRAWING

DRAWING No. NR/CIV/SD/111

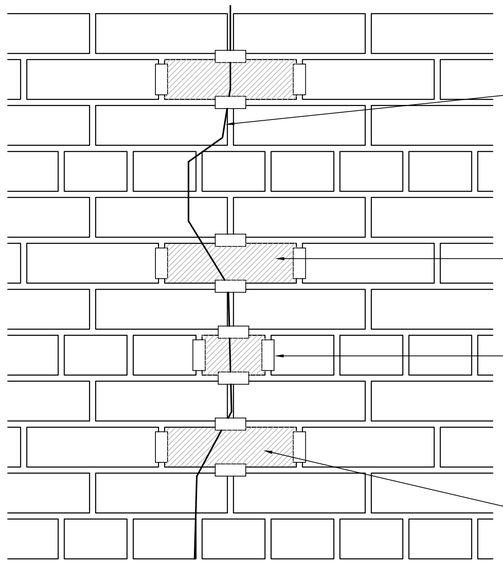

ELEVATION SPOT REPLACEMENT OF BRICKS IN ENGLISH BOND

SCALE 1 : 5

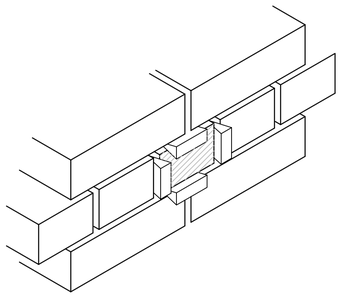

ISOMETRIC VIEW SHOWING TIMBER WEDGES USED TO SECURE SPOT REPLACEMENT OF BRICKS

NOT TO SCALE

INSTALLATION GUIDANCE

a) WHERE WATER INGRESS OR OTHER DEFECTS PREVENT THE USE OF LIME MORTAR AS DESCRIBED IN DRAWING 101, THEN PROPRIETARY PRODUCTS SHOULD BE USED. THESE SHOULD HAVE THE FOLLOWING PROPERTIES:
- ANTI–WASHOUT
- LOW STRENGTH, TYPICALLY 15–20N/mm^2
- HIGHLY THIXOTROPIC
- EARLY INITIAL SET
- SIMILAR MODULUS TO LIME MORTAR
- SHRINKAGE COMPENSATED
- EASY TO USE AND HANDLE ON SITE
- MINIMAL TOXICITY

b) BRICKS TO BE REPLACED ALONG LENGTH OF CRACK WHEREVER A FULL BREAK HAS OCCURRED. THIS WILL BE AT THE DISCRETION OF THE EMPLOYERS REPRESENTATIVE.

c) THE SURROUNDING BRICKWORK SHALL BE WETTED FIRSTLY BEFORE RE–POINTING IS CARRIED OUT. THE CRACK AND ANY POOR MORTAR JOINTS WITHIN THE CLEANED AREA TO BE RAKED OUT TO A MIN DEPTH OF 25mm/SOUND MATERIAL. ALL PREPARED JOINTS SHALL BE FREE OF VEGETATION AND OTHER MINERAL DEPOSITS.

d) POINTING SHALL BE CARRIED OUT WHILE THE MORTAR IS STILL GREEN EITHER BY HAND POINTED OR BY ANY APPROVED MECHANICAL METHOD. JOINTS TO BE FLUSH POINTED CUT AND STRUCK TO MATCH EXISTING DEPENDING ON LOCATION. ALL MORTAR TO MATCH THE EXISTING IN COLOUR. WHERE JOINTS OF NEGLIGIBLE MORTAR EXIST ("PENCIL JOINTS"), EVERY EFFORT MUST BE MADE TO MATCH THE EXISTING, COURSE FOR COURSE.

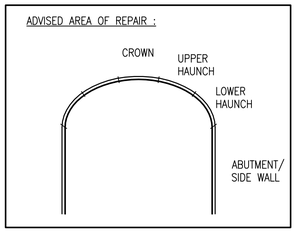

AREA APPROPRIATE FOR DETAILED REPAIR IS SHOWN BY HEAVY LINE.

NOTES

GENERAL

1. INDIVIDUAL BRICKS ARE TO BE REPLACED DEPENDING ON THE CONDITION OF BRICKWORK AND THE LENGTH OF CRACK.

2. THE EXTENT OF REPAIR WILL BE DECIDED BY THE EMPLOYERS REPRESENTATIVE ON SITE.

3. GENERALLY SMALL ISOLATED AREAS OF REPAIR WOULD NOT NECESSITATE THE NEED FOR FORMWORK SUPPORT. SMALL WEDGES SECURING THE PERPENDICULAR AND BED JOINTS SHOULD SUFFICE UNTIL STRIKING UP OF THE JOINTS CAN BE ACHIEVED.

SPECIFICATION

REFER TO DRAWING NR/CIV/SD/101.

RISK ASSESSMENT

REFER TO DRAWING NR/CIV/SD/101.

Rev	Date	Description of revision	Design'd	C'kd
A	22.06.06	FIRST ISSUE –NR APPROVED	RMA	NGAY
P3	17.03.06	REVISED FORM B.	RMA	NGAY
P2	31.01.06	FORM B ISSUE.	RMA	NGAY
P1	13.01.06	PRELIMINARY DRAFT	RMA	NGAY

Network Rail
40 Melton Street
London NW1 2EE
Tel: 020–7557–8000

	Name	Position	Signature	Date
Approved	P. CLARK	Programme Eng. Manager Civils, MP & I	PC	25.05.06
Authorised	K. TEAGER	Director of Civil Engineering	KT	08.06.06

Master copy with original signatures held by Network Rail HQ CIVIL ENGINEERING STANDARD DESIGN

© COPYRIGHT NETWORK RAIL 2006

BRICK AND MASONRY REPAIR STANDARD DRAWINGS

SPOT REPLACEMENT OF BRICKS

Scale	AS SHOWN	
Drawing Number	NR/CIV/SD/111	REV. A

Licence:Hillary Willcock(00595610001), User:sam_allen
Document Hub
Copyright Network Rail
Provided by IHS under licence with Network Rail
No reproduction or networking permitted without licence from IHS