Supplementary Information

The following information is associated with Network Rail Standard:
NR CIV/SD/1132 Rev B

Additional Content Access

Click the link below to access CAD version of this drawing.

CAD Drawing

- CIV/SD/1132

If you have any questions, or need assistance, please contact **IHS Support**

Information accessed via the links above is the property of the Copyright holder

IHS Additional Content Page

--`,,,,,,`,,,,,,`,,`,,,,,,,,``-`-`,,`,,`,`,,`---

Documents
Document Sharing Hub

Copyright Network Rail
Provided by IHS under license with Network Rail
No reproduction or networking permitted without license from IHS
Full document details: NR NR-CIV-SD-1132 ISSUE B 2010

Licensee=Weston Williamson/5989497001, User=sam, albett
Not for Resale, 03/27/2016 21:02:17 MDT

DRAWING No. NR/CIV/SD/1132

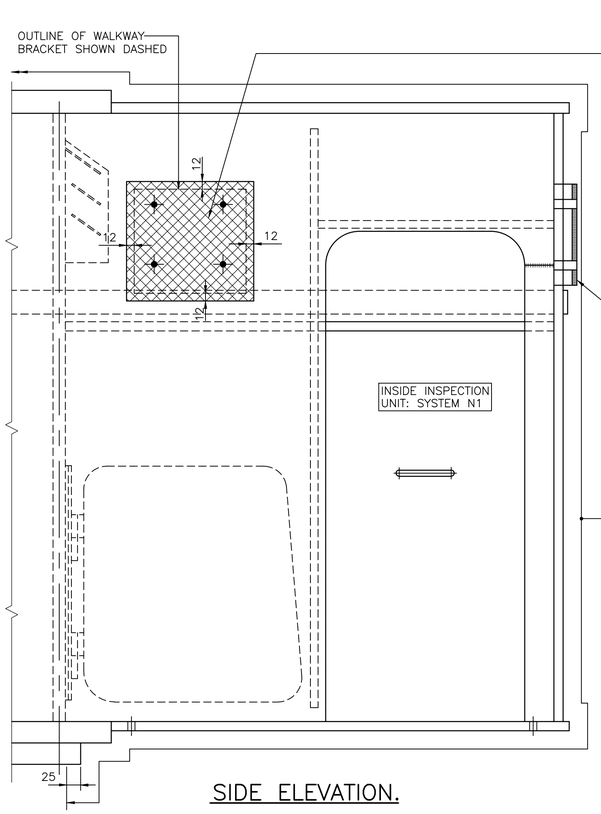

SIDE ELEVATION.

- EXTERNAL (SHOP)
  CROSS HATCHED AREA DENOTES FAYING SURFACE. TREAT AS DETAIL 'A', NOTE D1, DRAWING NR/CIV/SD/1130
- INTERNAL (SHOP)
  AFTER BLAST CLEANING AND METAL SPRAYING MASK 80x80 AREA AROUND EACH BOLT HOLE

FOR SITE PAINTING AFTER FASTENING SEE NOTE E1

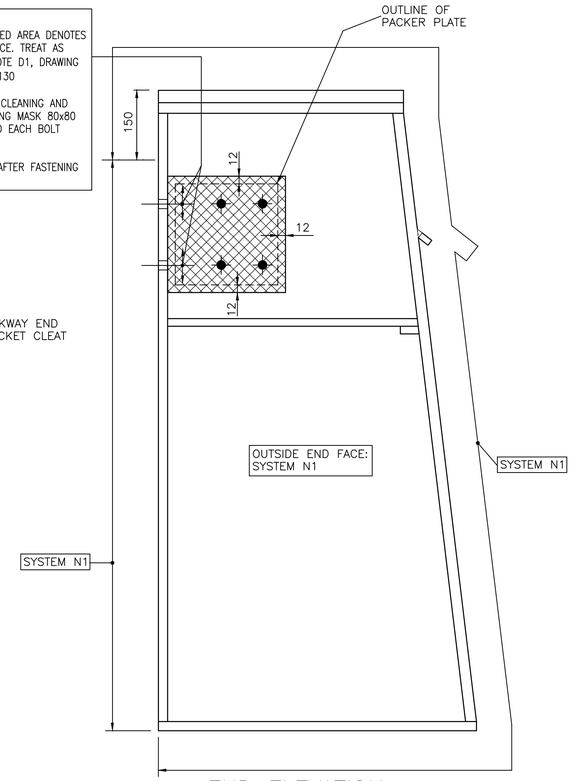

END ELEVATION.

SIDE ACCESS INTEGRAL INSPECTION UNIT

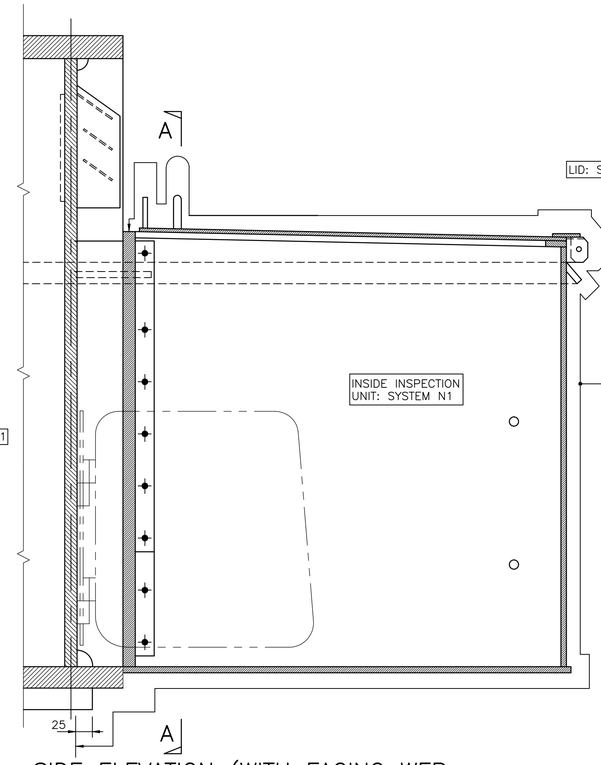

SIDE ELEVATION (WITH FACING WEB PLATE REMOVED).

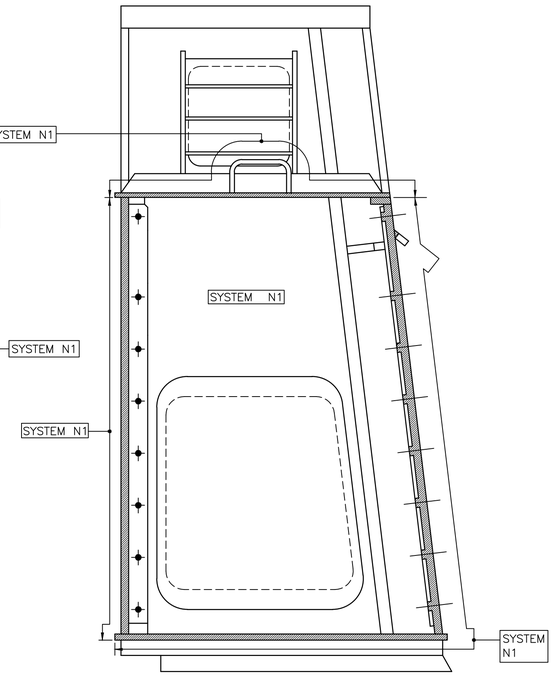

SECTIONAL ELEVATION ON A – A.

TOP ACCESS BOLT–ON INSPECTION UNIT

- PACKER PLATE (SHOP)
  TREAT AS FAYING SURFACE BOTH SIDES
- CLEAT (SHOP)
  INSIDE FACE – TREAT AS FAYING SURFACE
  OUTSIDE FACE – AFTER BLAST CLEANING AND METAL SPRAY MASK 80x80 AREA AROUND EACH BOLT HOLE

FOR SITE PAINTING AFTER FASTENING SEE NOTE E1

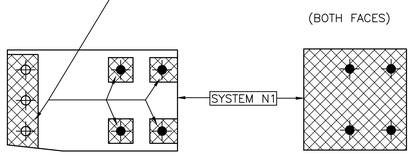

CLEAT
(OUTSIDE FACE SHOWN)

PACKER

OPTIONAL WALKWAY END SUPPORT BRACKET CLEAT.

1. FOR GENERAL NOTES SEE DRAWING NR/CIV/SD/1130.
2. FOR TOP ACCESS INTEGRAL INSPECTION UNIT TYPE THE GENERAL DETAILS ARE AS FOR THE BOLT ON UNIT EXCEPT THERE ARE NO SPECIAL BOLT & JOINT INTERFACE DETAILS.
3. BLACK BOLTED CONNECTIONS BETWEEN BOX GIRDERS AND INSPECTION UNITS SHALL HAVE ALL AREAS ENCLOSED WITHIN THE JOINT TREATED WITH THE FULL N1 SYSTEM PRIOR TO ASSEMBLY. FOR SITE PAINTING AFTER FASTENING SEE NOTE E1.

Rev	Date	Description of revision	Design'd	C'kd
B	Dec 10	EUROCODE ISSUE	CH	MM
A	Dec 09	ORIGINAL ISSUE	CH	MM

Network Rail

Network Rail Infrastructure Ltd
Registered Office:
Kings Place
90 York Way
London
N1 9AG

	Name	Position	Signature	Date
Approved	P Clark	Senior Programme Engineering Manager (Building & Civils)	P.C.	Dec–10

Master copy with original signatures held by Network Rail HQ
CIVIL ENGINEERING STANDARD DESIGN

© COPYRIGHT NETWORK RAIL 2009

STANDARD HALF THROUGH UNDERBRIDGES BOX GIRDERS & TRANSVERSE RIBBED FLOORS

CORROSION PROTECTION

GIRDER INSPECTION UNITS & OTHER GIRDER END PARTS

Scale	INDICATIVE
Drawing Number	NR/CIV/SD/1132 B

Full document details: NR NR-CIV-SD-1132 ISSUE B 2010
Document Sharing Hub
Licensed Hilton Wilkinson 0208 8741202. User-sam. sfirst
Copyright Network Rail
Provided by IHS under licence with Network Rail
No reproduction or networking permitted without licence from IHS