Supplementary Information

The following information is associated with Network Rail Standard:
NR CIV/SD/1264 Rev B

Additional Content Access

Click the link below to access CAD version of this drawing.

CAD Drawing

- CIV/SD/1264

If you have any questions, or need assistance, please contact **IHS Support**

Information accessed via the links above is the property of the Copyright holder

IHS Additional Content Page

Documents
Document Sharing Hub

Copyright Network Rail
Provided by IHS under license with Network Rail
No reproduction or networking permitted without license from IHS
Full document details: NR NR-CIV-SD-1264 ISSUE B 2010

Licensee=Weston Williamson/5989497001, User=sam, albett
Not for Resale, 03/27/2016 21:23:22 MDT

Copyright Network Rail
Provided by IHS under license with Network Rail
No reproduction or networking permitted without license from IHS
Full document details: NR NR-CIV-SD-1264 ISSUE B 2010
Licensee=Weston Williamson5,5989497001, User=sam. albett
Not for Resale, 03/27/2016 21:23:22 MDT

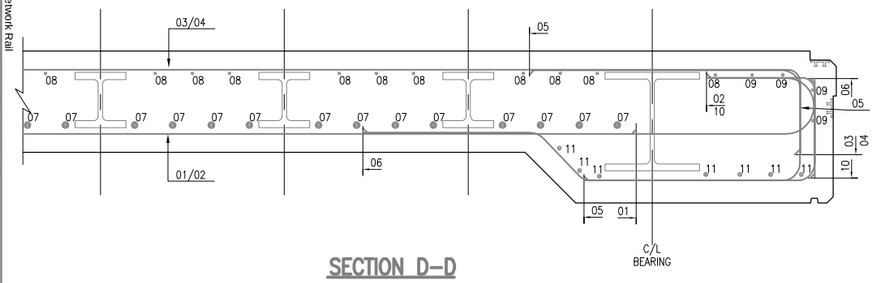

SECTION D–D

SCALE 1:10

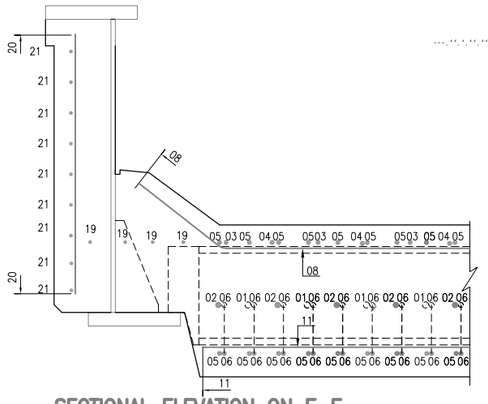

SECTIONAL ELEVATION ON F–F

SCALE 1:10

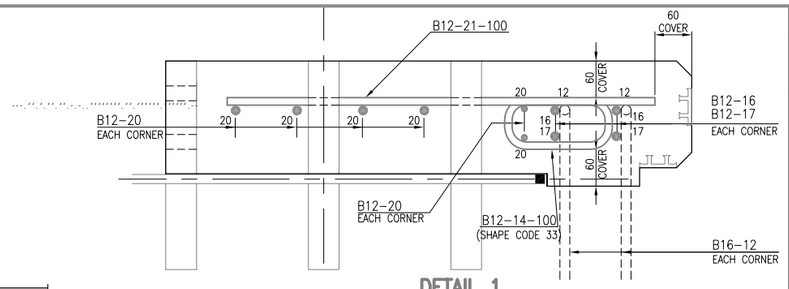

DETAIL 1

SCALE 1:5

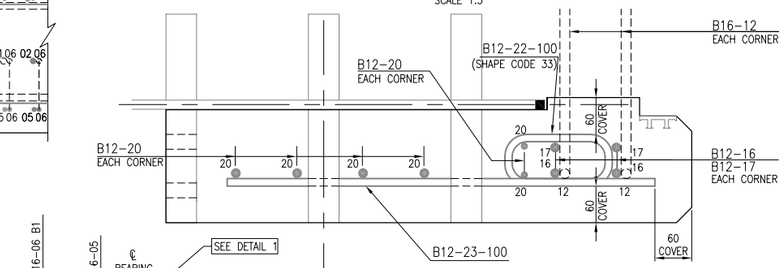

DETAIL 2

SCALE 1:5

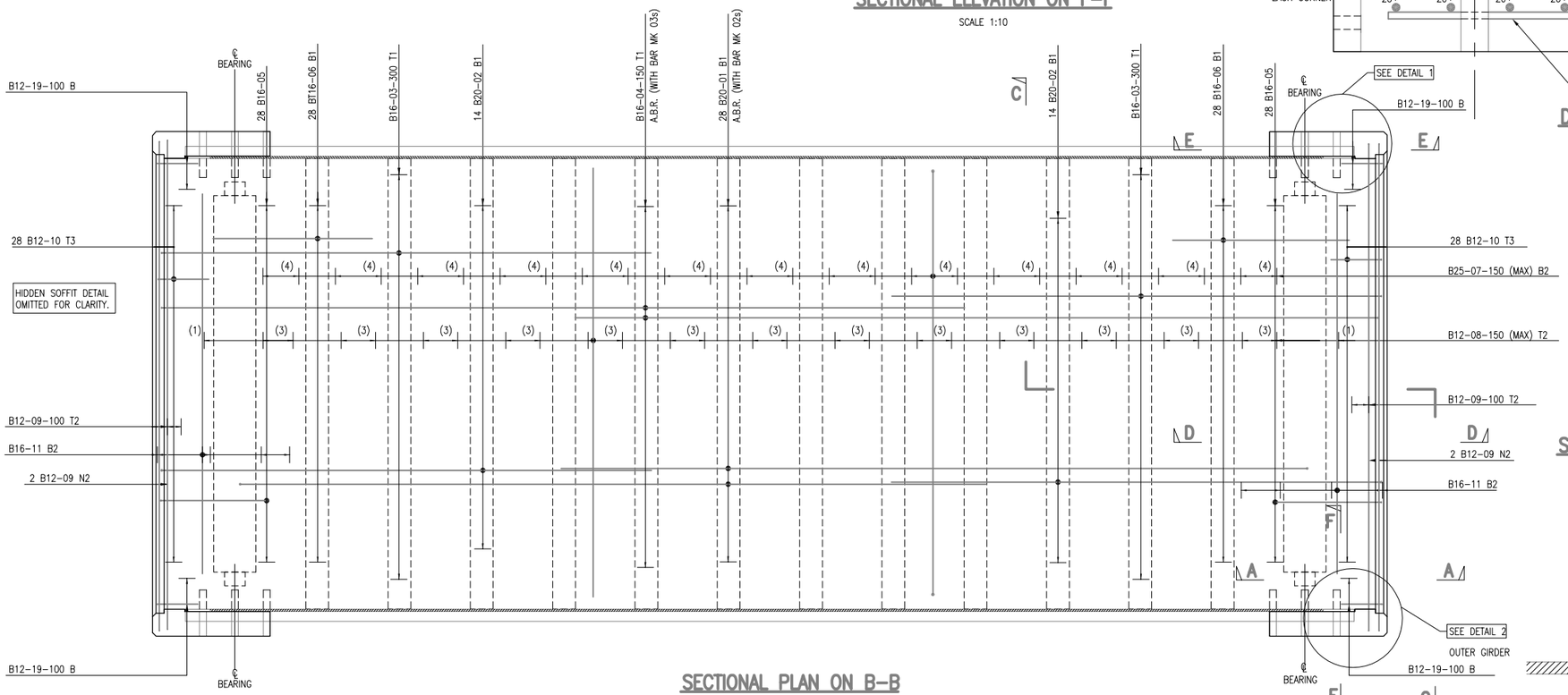

SECTIONAL PLAN ON B–B

SCALE 1:20

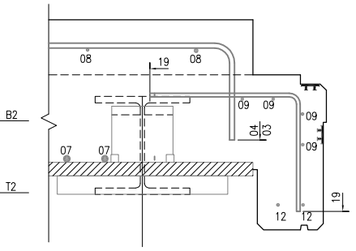

SECTIONAL ELEVATION ON A–A

SCALE 1:10

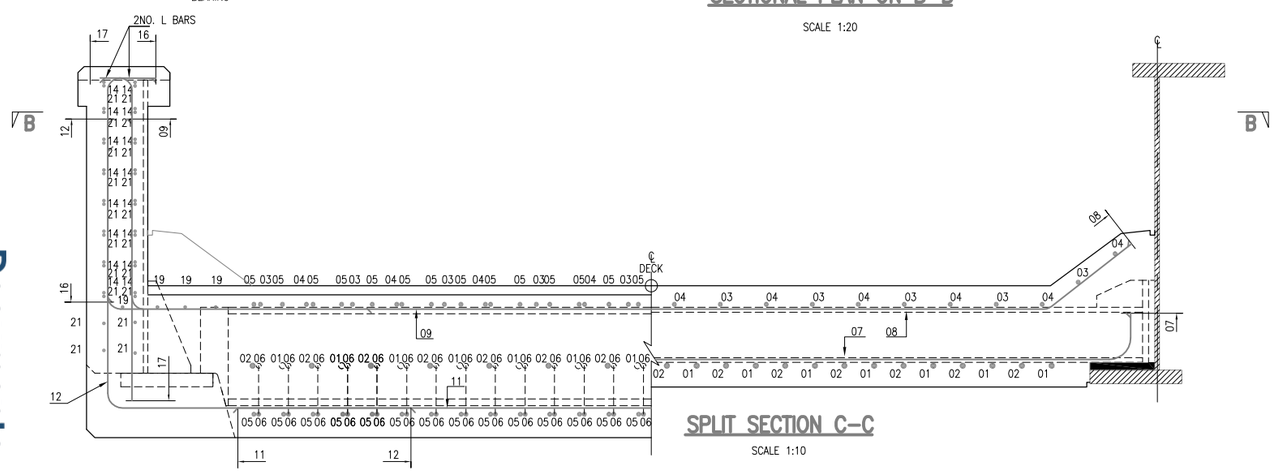

SPLIT SECTION C–C

SCALE 1:10

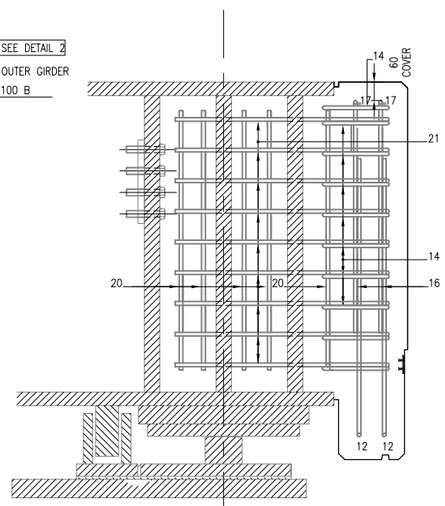

SECTIONAL ELEVATION ON E–E

SCALE 1:10

DRAWING No. NR/CIV/SD/1264

NOTES

1. REFER TO DRAWING NR/CIV/SD/1260 FOR NOTES.

BM	SHAPE CODE
01	00
02	13
03	11
04	11
05	21
06	99
07	21
08	15
09	11
10	11
11	00
12	11
13	NOT USED
14	33
15	NOT USED
16	11
17	11
18	NOT USED
19	11
20	00
21	00
22	33
23	00

Rev	Date	Description of revision	Design'd	C'kd
B	MAY 10	EUROCODE ISSUE	AGW	NY
A	APR 09	FIRST ISSUE	AGW	NY
P3	30.03.09	FINAL REVIEW FOR FORM B	DE	IP
P2	23.12.08	ISSUE FOR PUBLICATION	DE	IP
P1	31.10.08	INDEPENDENT CHECK	DE	IP

Network Rail Infrastructure Ltd
Registered Office:
Kings Place
90 York Way
London
N1 9AG

Approved	Name	Position	Signature	Date
	Paul Clark	Snr. Proj. Eng. Manager Infrastructure Investment Building and Civils	P.C.	MAY 10

Master copy with original signatures held by Network Rail HQ
CIVIL ENGINEERING STANDARD DESIGN

© COPYRIGHT NETWORK RAIL 2009

'Z' TYPE UNDERBRIDGE STANDARD DRAWINGS

REINFORCEMENT DETAILS FOR SQUARE FILLER BEAM FLOOR

Scale: AS SHOWN

Drawing Number: NR/CIV/SD/1264 B

AVA Documents
Document Sharing Hub