Supplementary Information

The following information is associated with Network Rail Standard:
NR CIV/SD/1271 Rev B

Additional Content Access

Click the link below to access CAD version of this drawing.

CAD Drawing

- CIV/SD/1271

If you have any questions, or need assistance, please contact **IHS Support**

Information accessed via the links above is the property of the Copyright holder

IHS Additional Content Page

Documents
Document Sharing Hub

Copyright Network Rail
Provided by IHS under license with Network Rail
No reproduction or networking permitted without license from IHS
Full document details: NR NR-CIV-SD-1271 ISSUE B 2010

Licensee=Weston Williamson/5989497001, User=sam, albett
Not for Resale, 03/27/2016 21:30:16 MDT

Copyright Network Rail
Provided by IHS under license with Network Rail
No reproduction or networking permitted without license from IHS
Full document details: NR NR-CIV-SD-1271 ISSUE B 2010
Licensee=Weston Williamson/5989497001, User=sam.albett
Not for Resale, 03/27/2016 21:30:16 MDT

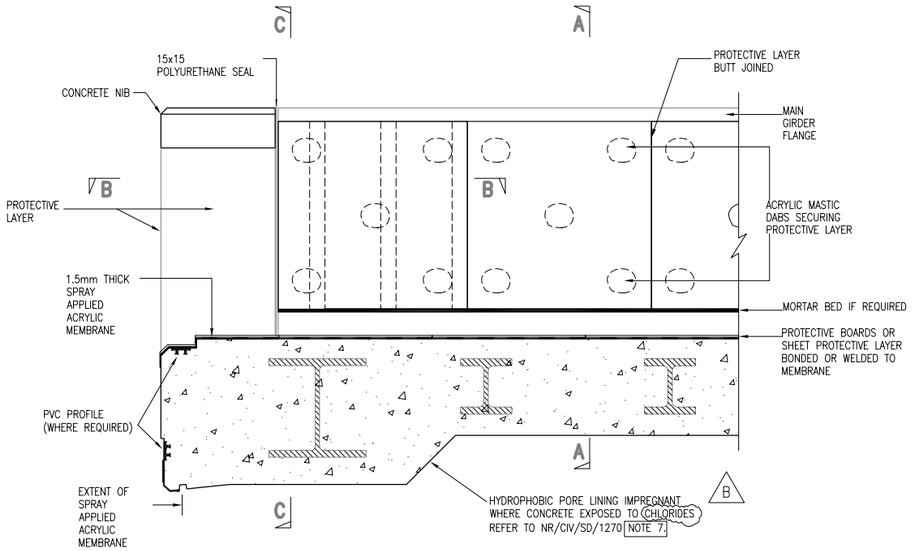

SECTION THROUGH DECK END

SCALE 1:10

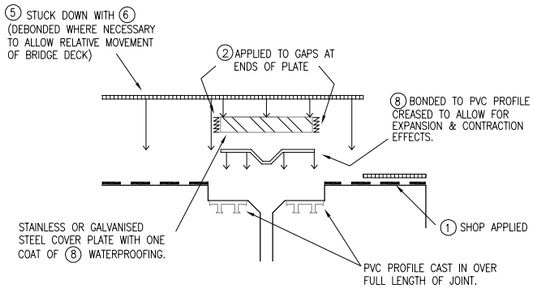

TYPICAL HORIZONTAL JOINT DETAIL BETWEEN BALLAST WALL AND DECK

SCALE 1:5

WATERPROOFING SCHEDULE

ITEM	DESCRIPTION
1	SPRAYED MEMBRANE : LIQUID APPLIED ACRYLIC 1.5mm THICK
2	POLYURETHANE (COMPATABLE WITH 1)
3	HAND APPLIED MEMBRANE: LIQUID APPLIED ACRYLIC 1.5mm THICK
4	ADHESIVE (COMPATABLE WITH 1)
5	PROTECTIVE BOARDING
6	CONTACT ADHESIVE
7	RUBBER BITUMEN LIQUID.
8	FLEXIBLE P.V.C. SHEET 1.5mm THICK.

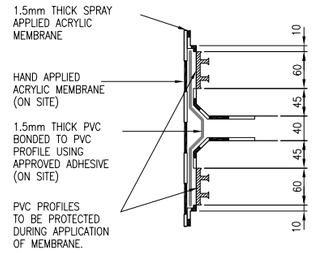

DETAIL 1

SCALE 1:5

(DETAILS EXPLODED FOR CLARITY)

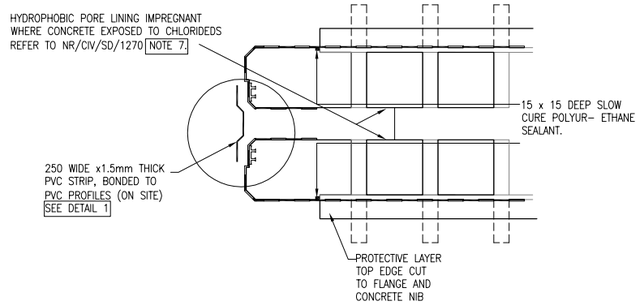

SECTION B–B AT DECK TO DECK JOINT

SCALE 1:10

(DETAILS EXPLODED FOR CLARITY)

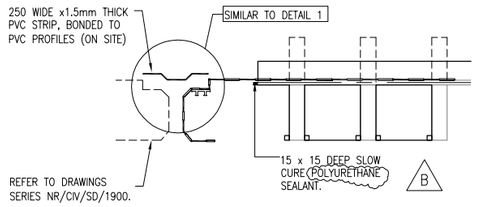

SECTION B–B AT DECK TO BALLAST WALL JOINT

SCALE 1:10

(DETAILS EXPLODED FOR CLARITY)

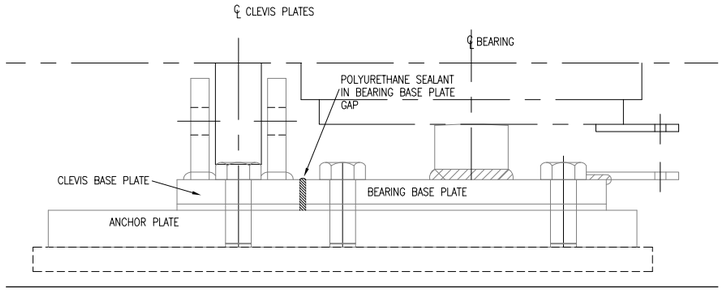

BEARING ELEVATION

SCALE 1:5

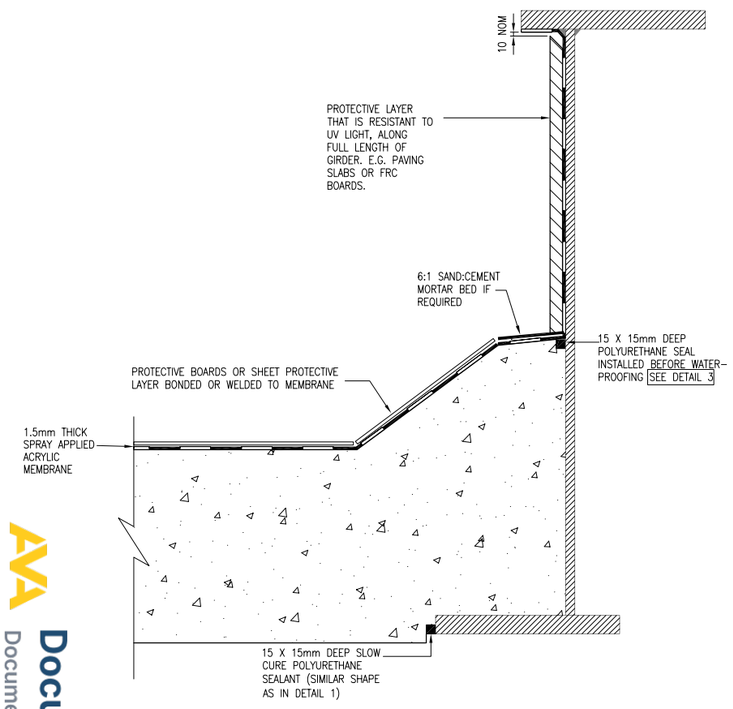

SECTION A–A

SCALE 1:5

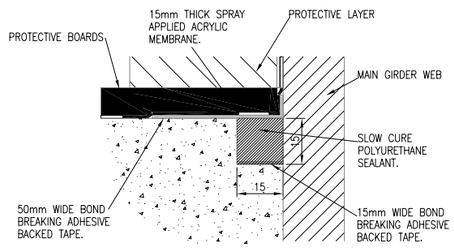

DETAIL 3

SCALE 1:1

(SHOWN FOR 'RIGHT' SIDE OF DECK)

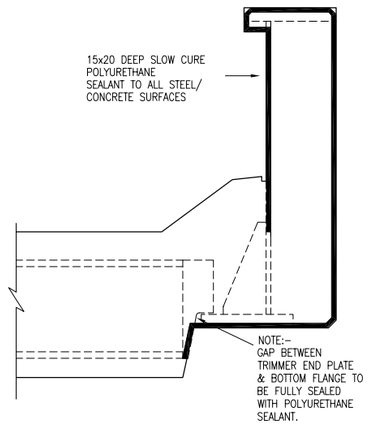

SECTION C–C

SCALE 1:10

DRAWING No. NR/CIV/SD/1271

NOTES

1. REFER TO DRAWING NR/CIV/SD/1270 FOR NOTES.

Rev	Date	Description of revision	Design'd	C'kd
B	MAY 10	EUROCODE ISSUE	AGW	NY
A	APR 09	FIRST ISSUE	AGW	NY
P3	30.03.09	FINAL REVIEW FOR FORM B	DE	IP
P2	23.12.08	ISSUE FOR PUBLICATION	DE	IP
P1	31.10.08	INDEPENDENT CHECK	DE	IP

Network Rail

Network Rail Infrastructure Ltd
Registered Office:
Kings Place
90 York Way
London
N1 9AG

Approved	Paul Clark	Snr. Proj. Eng. Manager Infrastructure Investment Building and Civils	P.C.	MAY 10
	Name	Position	Signature	Date

Master copy with original signatures held by Network Rail HQ
CIVIL ENGINEERING STANDARD DESIGN

© COPYRIGHT NETWORK RAIL 2009

'Z' TYPE UNDERBRIDGE STANDARD DRAWINGS

WATERPROOFING DETAILS FOR FILLER BEAM FLOOR

Scale	AS SHOWN	
Drawing Number	NR/CIV/SD/1271	B

AVA Documents
Document Sharing Hub