Supplementary Information

The following information is associated with Network Rail Standard:
NR CIV/SD/1351 Rev B

Additional Content Access

Click the link below to access CAD version of this drawing.

CAD Drawing

- CIV/SD/1351

If you have any questions, or need assistance, please contact **IHS Support**

Information accessed via the links above is the property of the Copyright holder

IHS Additional Content Page

--`,,,,,,`,,,,,,`,,`,,,,,,,,``-`-`,,`,,`,`,,`---

Documents
Document Sharing Hub

Copyright Network Rail
Provided by IHS under license with Network Rail
No reproduction or networking permitted without license from IHS
Full document details: NR NR-CIV-SD-1351 ISSUE B 2010

Licensee=Weston Williamson/5989497001, User=sam, albett
Not for Resale, 03/27/2016 21:33:52 MDT

Copyright Network Rail
Provided by IHS under license with Network Rail
No reproduction or networking permitted without license from IHS
Full document details: NR NR-CIV-SD-1351 ISSUE B 2010
Licensee=Weston Williamson5989497001, User=sam, ahbett
Not for Resale, 03/27/2016 21:33:52 MDT

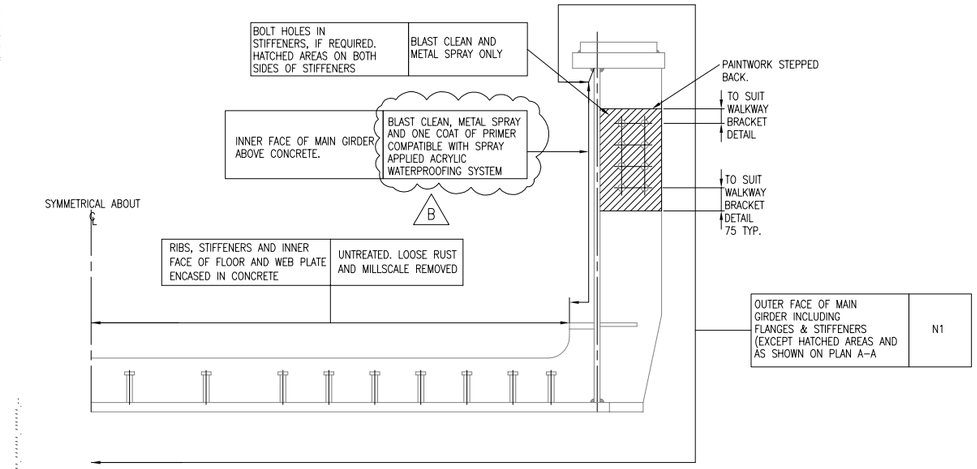

TYPICAL HALF SECTION THROUGH BRIDGE DECK

SCALE 1:10

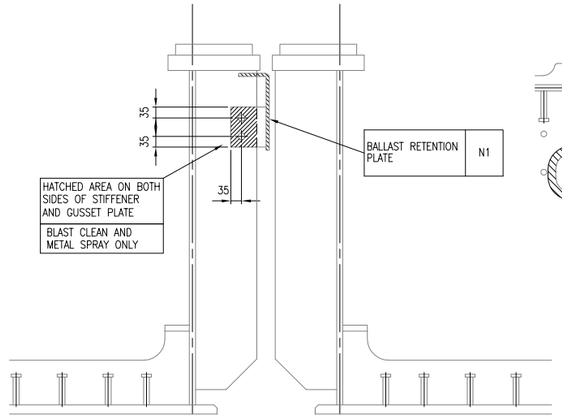

TYPICAL SECTION THROUGH MAIN GIRDERS

SCALE 1:10

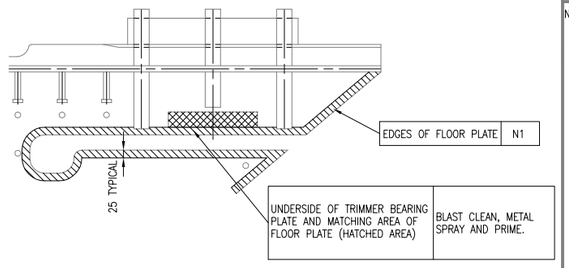

PLAN AT END TRIMMER LOCATION FOR BRIDGE SKEWS OF 25° TO 50°

SCALE 1:10

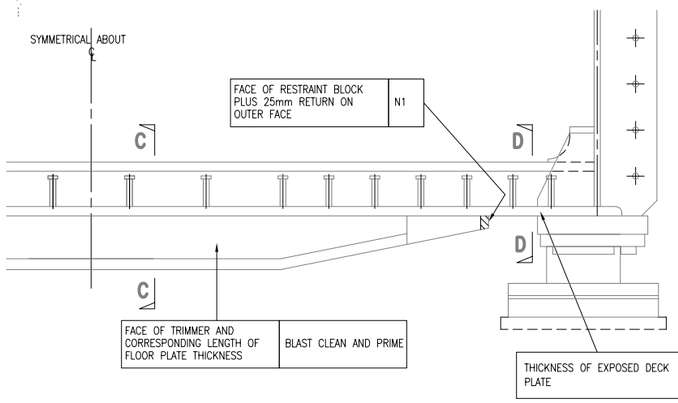

TYPICAL HALF ELEVATION ON END TRIMMER

SCALE 1:10

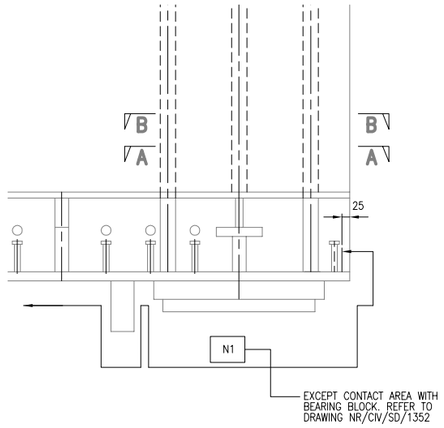

ELEVATION ON GIRDER END

SCALE 1:10

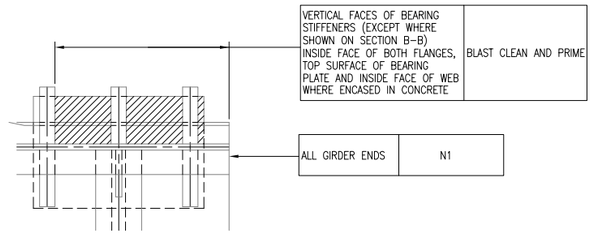

PLAN A-A

SCALE 1:10

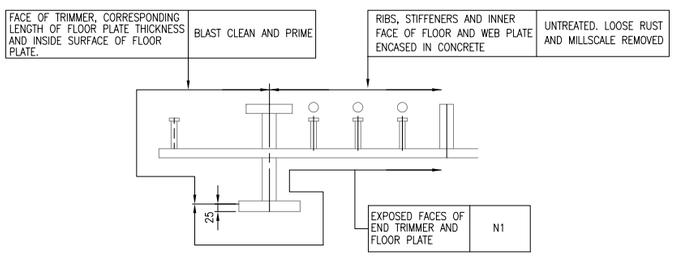

SECTION C-C

SCALE 1:10

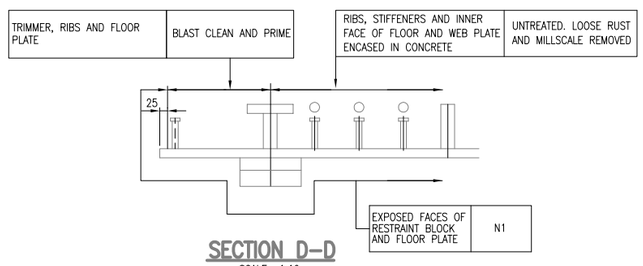

SECTION D-D

SCALE 1:10

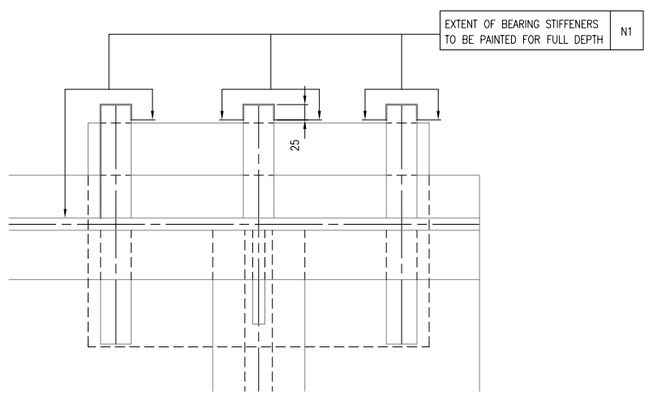

PLAN B-B

SCALE 1:5

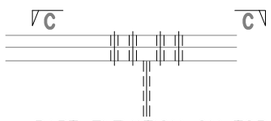

PART ELEVATION ON TOP FLANGE LOCAL TO LIFTING BRACKET

SCALE 1:10

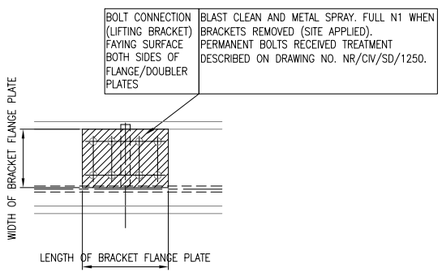

VIEW ON C-C

SCALE 1:10

DRAWING No. NR/CIV/SD/1351

NOTES

1. REFER TO DRAWING NO. NR/CIV/SD/1350 FOR NOTES.

Rev	Date	Description of revision	Design'd	C'kd
B	MAY 10	EUROCODE ISSUE	AGW	NY
A	APR 09	FIRST ISSUE	AGW	NY
P3	31.03.09	FINAL REVIEW FOR FORM B	DE	IP
P2	19.03.09	NETWORK RAIL REVIEW	DE	IP
P1	14.11.08	INDEPENDENT CHECK	DE	IP

Network Rail

Network Rail Infrastructure Ltd
Registered Office:
Kings Place
90 York Way
London
N1 9AG

Approved	Paul Clark	Snr. Proj. Eng. Manager Infrastructure Investment Building and Civils	P.C.	MAY 10
	Name	Position	Signature	Date

Master copy with original signatures held by Network Rail HQ CIVIL ENGINEERING STANDARD DESIGN

© COPYRIGHT NETWORK RAIL 2009

'U' TYPE UNDERBRIDGE STANDARD DRAWINGS

STEELWORK PROTECTIVE TREATMENT DETAILS

Scale	AS SHOWN	
Drawing Number	NR/CIV/SD/1351	B

AVA Documents
Document Sharing Hub