Supplementary Information

The following information is associated with Network Rail Standard:
**NR CIV/SD/1366** Rev B

## Additional Content Access

Click the link below to access CAD version of this drawing.

### CAD Drawing

- CIV/SD/1366

If you have any questions, or need assistance, please contact **IHS Support**

Information accessed via the links above is the property of the Copyright holder

**IHS Additional Content Page**

Documents
Document Sharing Hub

Copyright Network Rail
Provided by IHS under license with Network Rail
No reproduction or networking permitted without license from IHS
Full document details: NR NR-CIV-SD-1366 ISSUE B 2010

Licensee=Weston Williamson/5989497001, User=sam, albett
Not for Resale, 03/27/2016 21:42:20 MDT

Copyright Network Rail
Provided by IHS under license with Network Rail
No reproduction or networking permitted without license from IHS
Full document details: NR NR-CIV-SD-1366 ISSUE B 2010
Licensee=Weston Williamson7598947001, User=sam.albett
Not for Resale, 03/27/2016 21:42:20 MDT

DRAWING No. NR/CIV/SD/1366

NOTES

1. REFER TO DRAWING NO. NR/CIV/SD/1360 FOR NOTES.

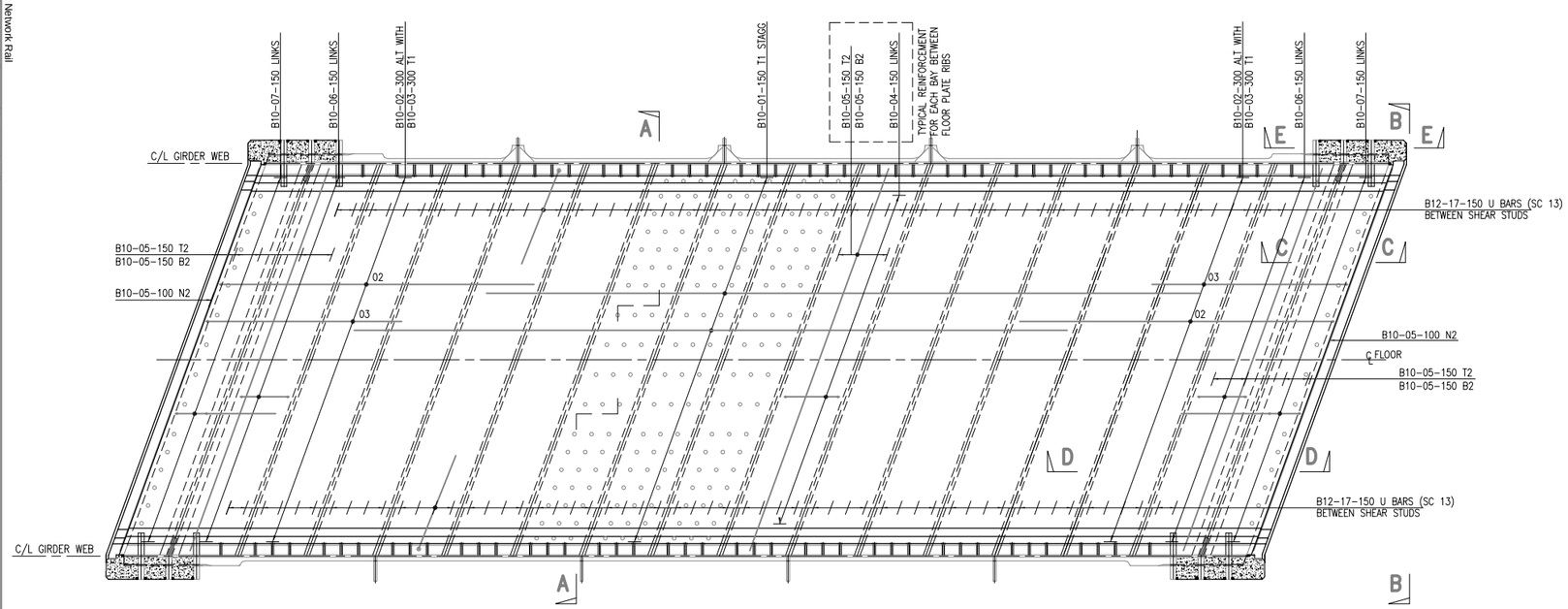


## PLAN ON DECK SLAB

SCALE 1:25

| BM | SHAPE CODE |
|---|---|
| 01 | 00 |
| 02 | 11 |
| 03 | 11 |
| 04 | 41 |
| 05 | 00 |
| 06 | 41 |
| 07 | 41 |
| 08 | NOT USED |
| 09 | NOT USED |
| 10 | NOT USED |
| 11 | 11 |
| 12 | NOT USED |
| 13 | 21 |
| 14 | NOT USED |
| 15 | 11 |
| 16 | 00 |
| 17 | 13 |
| 18 | 00 |

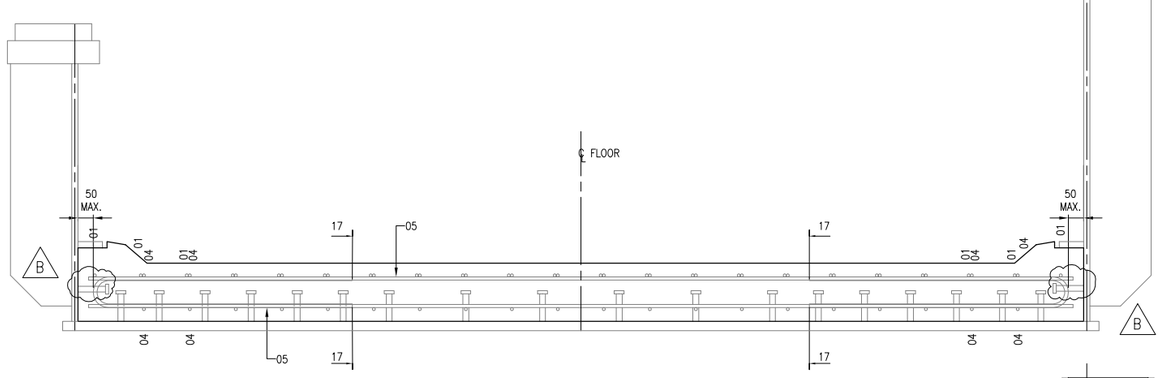


## SECTION A–A

SCALE 1:10

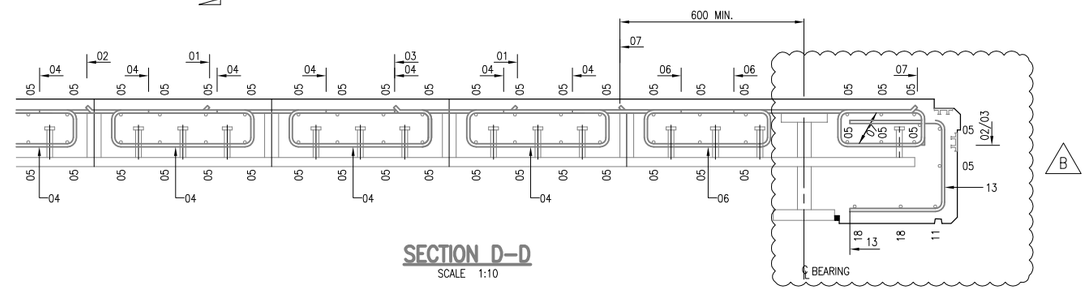


## SECTION D–D

SCALE 1:10

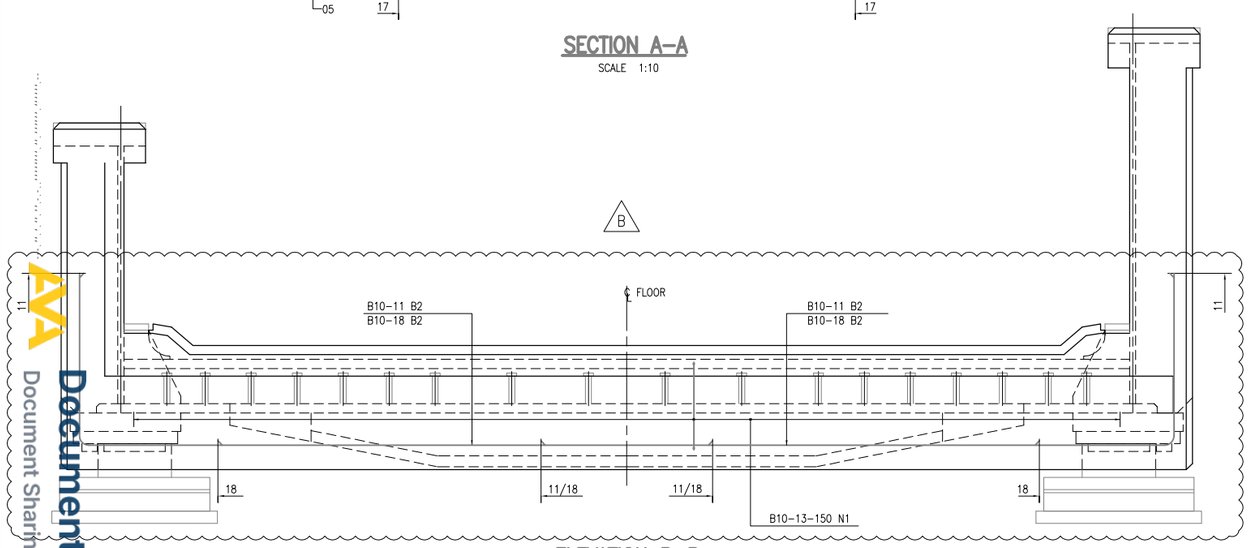


## ELEVATION B–B

SCALE 1:10

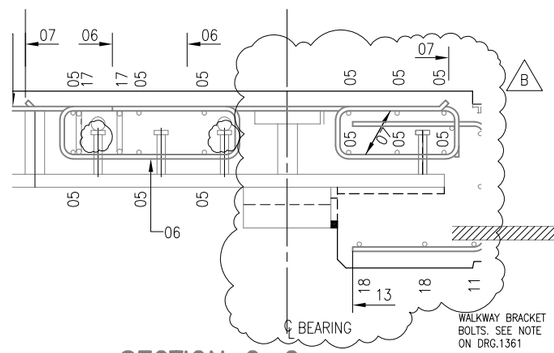


## SECTION C–C

SCALE 1:10

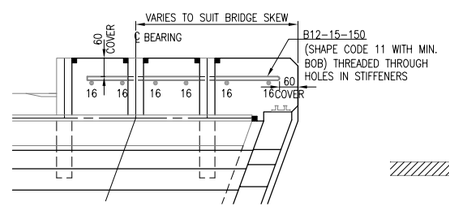


## SECTION F–F

SCALE 1:10

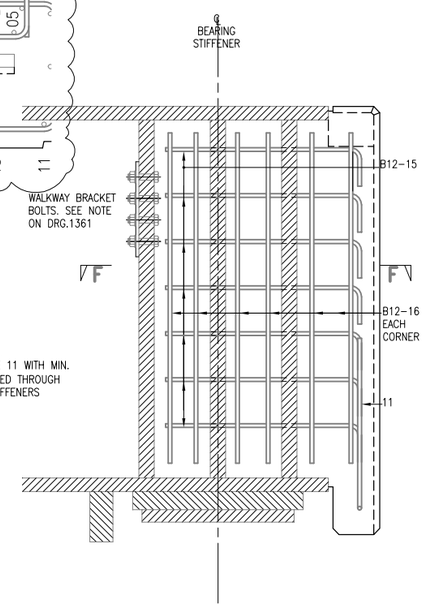


## SECTIONAL ELEVATION ON E–E

SCALE 1:10

| Rev | Date | Description of revision | Design'd | C'kd |
|---|---|---|---|---|
| B | MAY 10 | EUROCODE ISSUE | AGW | NY |
| A | APR 09 | FIRST ISSUE | AGW | NY |
| P3 | 31.03.09 | FINAL REVIEW FOR FORM B | DE | IP |
| P2 | 03.03.09 | NETWORK RAIL REVIEW | DE | IP |
| P1 | 14.11.08 | INDEPENDENT CHECK | DE | IP |

Network Rail

Network Rail Infrastructure Ltd
Registered Office:
Kings Place
90 York Way
London
N1 9AG

| Approved | Paul Clark | Snr. Proj. Eng. Manager Infrastructure Investment Building and Civils | P.C. | MAY 10 |
|---|---|---|---|---|
| | | | | |
| | Name | Position | Signature | Date |

Master copy with original signatures held by Network Rail HQ CIVIL ENGINEERING STANDARD DESIGN

© COPYRIGHT NETWORK RAIL 2009

'U' TYPE UNDERBRIDGE STANDARD DRAWINGS

REINFORCEMENT DETAILS FOR 0° TO 25° SKEW FLOOR SHEET 1 OF 2 PARALLEL RIBS

| Scale | AS SHOWN | |
|---|---|---|
| Drawing Number | NR/CIV/SD/1366 | B |

Documents
Document Sharing Hub