Supplementary Information

The following information is associated with Network Rail Standard:
NR CIV/SD/1368 Rev B

Additional Content Access

Click the link below to access CAD version of this drawing.

CAD Drawing

- CIV/SD/1368

If you have any questions, or need assistance, please contact **IHS Support**

Information accessed via the links above is the property of the Copyright holder

IHS Additional Content Page

Documents
Document Sharing Hub

Copyright Network Rail
Provided by IHS under license with Network Rail
No reproduction or networking permitted without license from IHS
Full document details: NR NR-CIV-SD-1368 ISSUE B 2010

Licensee=Weston Williamson/5989497001, User=sam, albett
Not for Resale, 03/27/2016 21:26:06 MDT

Copyright Network Rail
Provided by IHS under license with Network Rail
No reproduction or networking permitted without license from IHS
Full document details: NR NR-CIV-SD-1368 ISSUE B 2010
Licensee=Weston Williamson/5989497001, User=sam, albert
Not for Resale, 03/27/2016 21:26:06 MDT

DRAWING No. NR/CIV/SD/1368	
NOTES	
1.	REFER TO DRAWING NO. NR/CIV/SD/1360 FOR NOTES.



PLAN ON FLOOR SLAB

SCALE 1:50

BM	SHAPE CODE
01	00
02	11
03	11
04	41
05	00
06	41
07	41
08	NOT USED
09	NOT USED
10	NOT USED
11	11
12	NOT USED
13	21
14	NOT USED
15	11
16	00
17	13
18	00
19	00
20	00
21	00
22	00
23	00

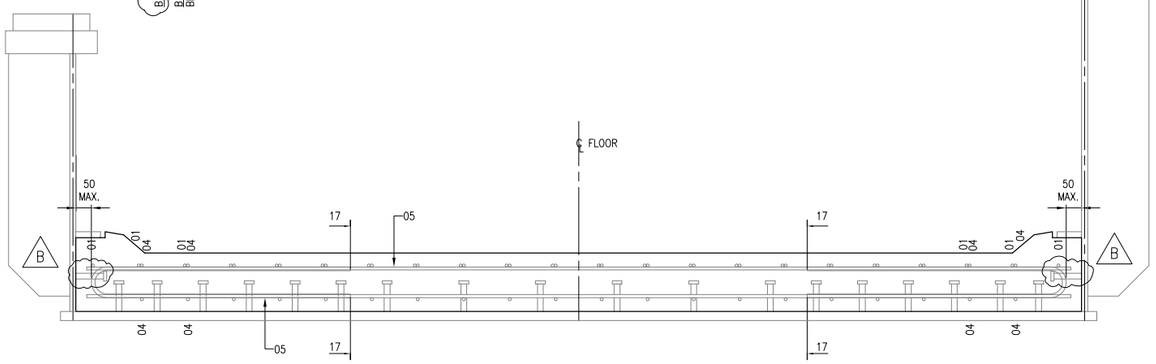

SECTION A-A

SCALE 1:10

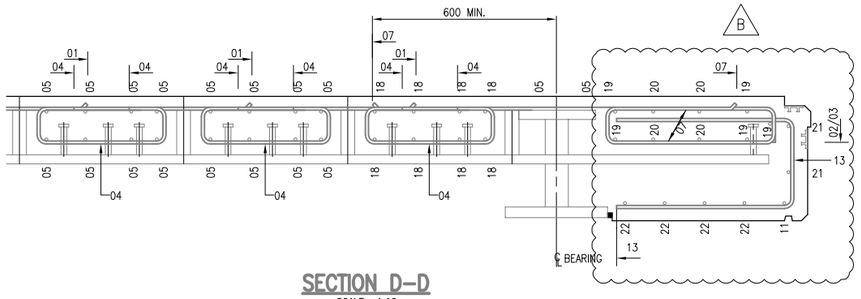

SECTION D-D

SCALE 1:10

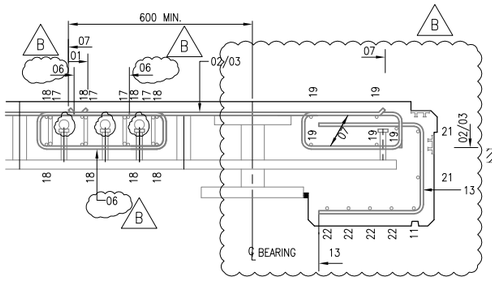

SECTION C-C

SCALE 1:10

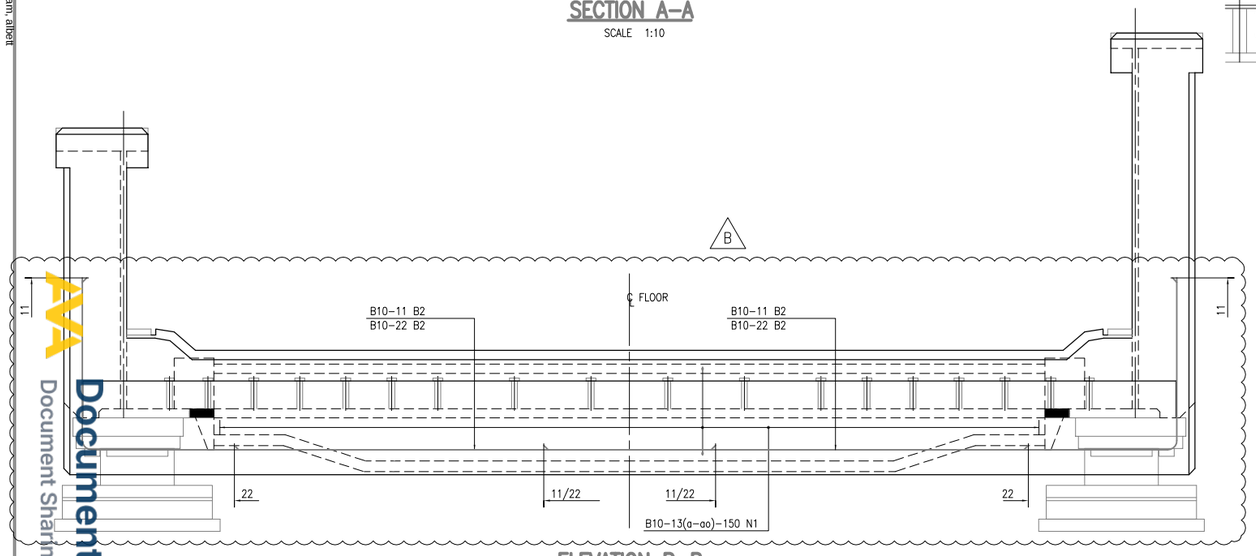

ELEVATION B-B

SCALE 1:10

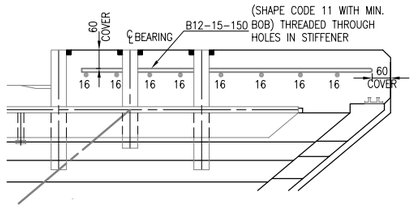

SECTION F-F

SCALE 1:10

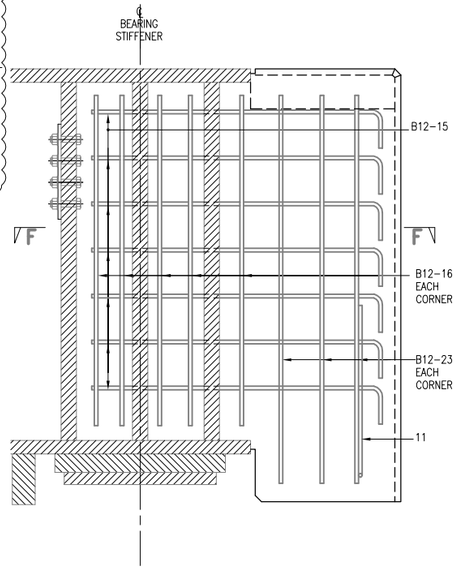

SECTIONAL ELEVATION ON F-F

SCALE 1:10

Rev	Date	Description of revision	Design'd	C'kd
B	MAY 10	EUROCODE ISSUE	AGW	NY
A	APR 09	FIRST ISSUE	AGW	NY
P3	31.03.09	FINAL REVIEW FOR FORM B	DE	IP
P2	03.03.09	NETWORK RAIL REVIEW	DE	IP
P1	20.11.08	INDEPENDENT CHECK	DE	IP

Network Rail

Network Rail Infrastructure Ltd
Registered Office:
Kings Place
90 York Way
London
N1 9AG

Approved	Paul Clark	Snr. Proj. Eng. Manager Infrastructure Investment Building and Civils	P.C.	MAY 10
	Name	Position	Signature	Date

Master copy with original signatures held by Network Rail HQ CIVIL ENGINEERING STANDARD DESIGN

© COPYRIGHT NETWORK RAIL 2009

'U' TYPE UNDERBRIDGE STANDARD DRAWINGS

REINFORCEMENT DETAILS FOR 25° TO 50° SKEW FLOOR

Scale	AS SHOWN	
Drawing Number	NR/CIV/SD/1368	B

AVA Documents
Document Sharing Hub