Supplementary Information

The following information is associated with Network Rail Standard:
NR CIV/SD/1417 Rev B

Additional Content Access

Click the link below to access CAD version of this drawing.

CAD Drawing

- CIV/SD/1417

If you have any questions, or need assistance, please contact **IHS Support**

Information accessed via the links above is the property of the Copyright holder

IHS Additional Content Page

Documents
Document Sharing Hub

Copyright Network Rail
Provided by IHS under license with Network Rail
No reproduction or networking permitted without license from IHS
Full document details: NR NR-CIV-SD-1417 ISSUE B 2010

Licensee=Weston Williamson/5989497001, User=sam, albett
Not for Resale, 03/27/2016 21:28:19 MDT

Copyright Network Rail
Provided by IHS under license with Network Rail
No reproduction or networking permitted without license from IHS
Full document details: NR NR-CIV-SD-1417 ISSUE B 2010
Licensee=Weston Williamson5989497001, User=sam. albert
Not for Resale, 03/27/2016 21:28:19 MDT

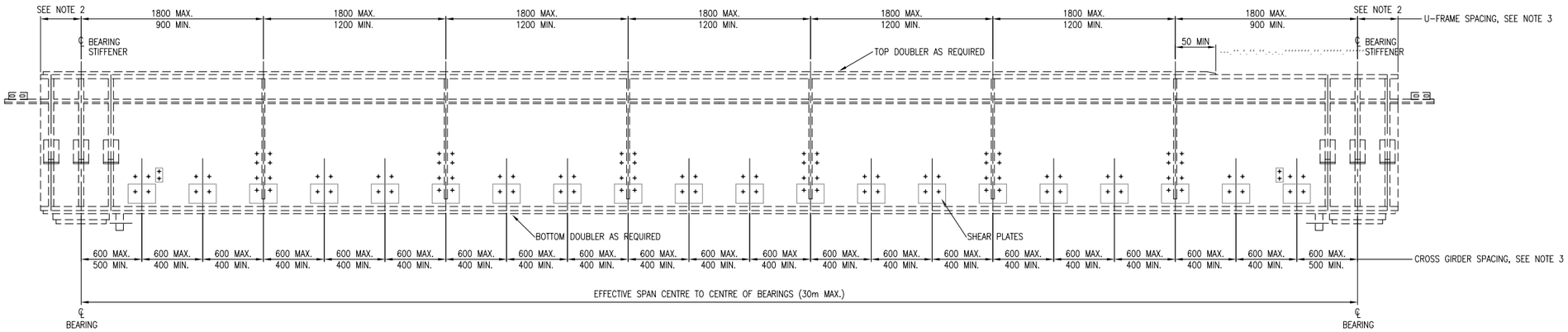

SECTIONAL ELEVATION OF MAIN GIRDER A–A

SCALE 1:25

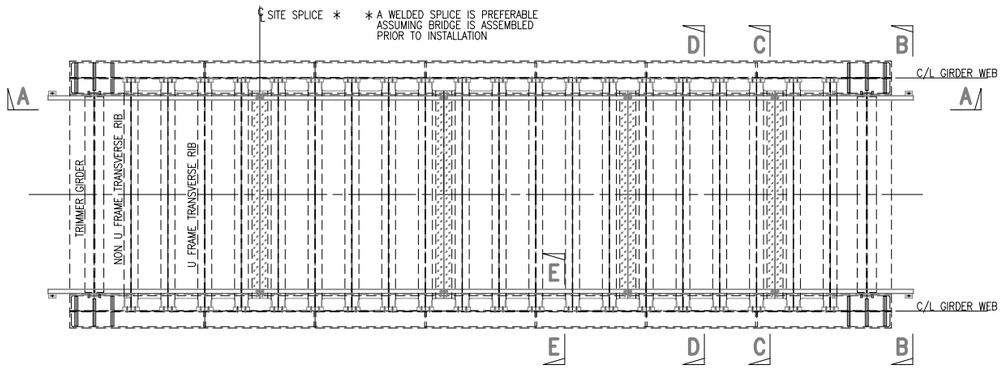

PLAN AT FLOOR LEVEL

SCALE 1:50

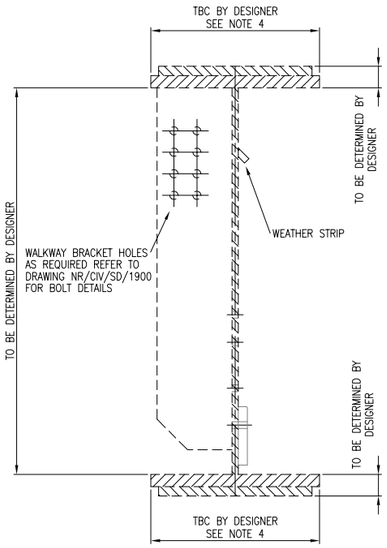

SECTION E–E

SCALE 1:10

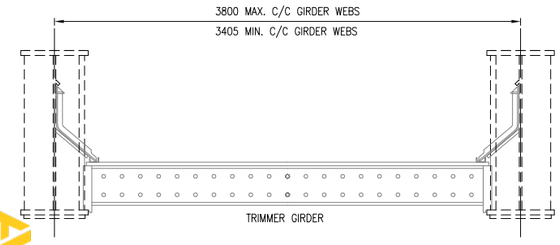

ELEVATION B–B

SCALE 1:25

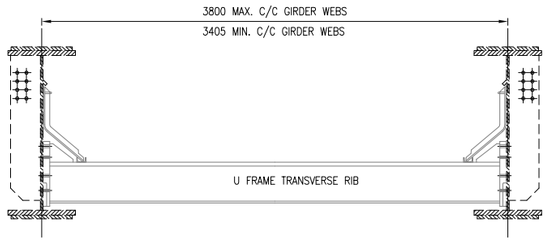

SECTION C–C (AT U FRAME)

SCALE 1:25

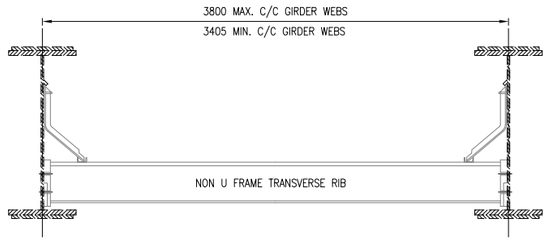

SECTION D–D (NOT AT U FRAME)

SCALE 1:25

DRAWING No. NR/CIV/SD/1417

NOTES

1. REFER TO DRAWING NO. NR/CIV/SD/1410 FOR NOTES.
2. MAIN GIRDER OVERHANG FROM CENTRE OF BEARING (AND CONCRETE) TO BE LIMITED TO ENSURE VERTICAL MOVEMENT OF THE DECK IS WITHIN THE LIMITS SPECIFIED IN THE DESIGN CODES LISTED ON NR/CIV/SD/1404.
3. FOR CROSS GIRDER AND U–FRAME SPACING PHILOSOPHY REFER TO TECHNICAL USER MANUAL.
4. REFER TO DRAWING NR/CIV/SD/1404 FOR ASSUMED MAIN GIRDER DIMENSIONS.

Rev	Date	Description of revision	Design'd	C'kd
B	MAY 10	EUROCODE ISSUE	AGW	NY
A	22.12.09	FIRST ISSUE	AGW	NY
P2	09.04.09	INDEPENDENT CHECK	DG	IP
P1	04.02.09	INDEPENDENT CHECK	DG	IP

Network Rail

Network Rail Infrastructure Ltd
Registered Office:
Kings Place
90 York Way
London
N1 9AG

Approved	Paul Clark	Snr. Proj. Eng. Manager Infrastructure Investment Building and Civils	P.C.	MAY 10
	Name	Position	Signature	Date

Master copy with original signatures held by Network Rail HQ CIVIL ENGINEERING STANDARD DESIGN

© COPYRIGHT NETWORK RAIL 2009

'D' TYPE UNDERBRIDGE STANDARD DRAWINGS

STEELWORK GENERAL ASSEMBLY DETAILS SINGLE TRACK SQUARE STEEL FLOOR

Scale	AS SHOWN	
Drawing Number	NR/CIV/SD/1417	B

Documents
Document Sharing Hub