Supplementary Information

The following information is associated with Network Rail Standard:
NR CIV/SD/1430 Rev B

Additional Content Access

Click the link below to access CAD version of this drawing.

CAD Drawing

- CIV/SD/1430

If you have any questions, or need assistance, please contact **IHS Support**

Information accessed via the links above is the property of the Copyright holder

IHS Additional Content Page

Documents
Document Sharing Hub

Copyright Network Rail
Provided by IHS under license with Network Rail
No reproduction or networking permitted without license from IHS
Licensee=Weston Williamson/5989497001, User=sam, albett
Not for Resale, 03/27/2016 21:24:27 MDT

Copyright Network Rail
Provided by IHS under license with Network Rail
No reproduction or networking permitted without license from IHS
Full document details: NR NR-CIV-SD-1430 ISSUE B 2010
Licensee=Weston Williamson5389497001, User=sam. albett
Not for Resale, 03/27/2016 21:24:27 MDT

GENERAL

1. THIS STANDARD DRAWING IS TO BE READ IN CONJUNCTION WITH THE GENERAL NOTES DRAWING NR/CIV/SD/1504 AND THE STEELWORK GENERAL ASSEMBLY NOTES DRAWING NR/CIV/SD/1410. B

MATERIALS AND WORKMANSHIP

2. STEEL GRADE IS TO BE MIN. S355J2+N FOR CROSS GIRDERS, TRIMMED CROSS GIRDERS, TRANSVERSE RIBS, TRIMMER GIRDER AND TRIMMER END PLATES.

3. DURING TRIAL ERECTION BOLTS OF IDENTICAL SIZE SHALL BE USED FOR BOLTING TRIMMED CROSS GIRDERS OR TRANSVERSE RIBS TO TRIMMERS AND MAIN GIRDERS, AND TIGHTENED (HAND TIGHT) TO ENSURE FIT UP. IF ANY BOLTS ARE PRE-TENSIONED THESE BOLTS SHALL NOT BE RE-USED IN THE FINISHED STRUCTURE. BOLTS PRE-TENSIONED AT TRIAL ERECTION TO BE PAINTED RED BEFORE DISMANTLING.

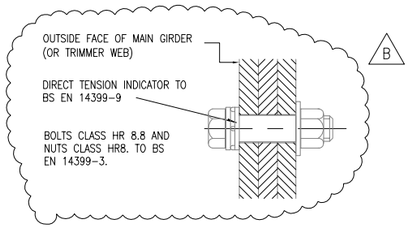

DETAIL OF CROSS GIRDER TO MAIN GIRDER BOLTS

AT LEAST ONE WASHER UNDER THE HEAD AND ONE WASHER UNDER THE NUT SHALL BE PROVIDED.

4. MACHINED SURFACES SHOWN THUS :

5. END PLATES TO CROSS GIRDERS SHALL BE MACHINED TO FINAL THICKNESS. THE DIMENSIONS SHOWN ARE THE MINIMUM PLATE THICKNESS REQUIRED AFTER MACHINING. MACHINING MAY BE REQUIRED TO ENSURE AN ACCURATE FIT UP BETWEEN THE END PLATE AND THE SHEAR FLATS WELDED TO THE AS-FABRICATED MAIN GIRDER WEBS. THE MACHINING MUST ENSURE EACH CROSS GIRDER SUITS THE GEOMETRY OF THE AS-FABRICATED MAIN GIRDERS.

6. END PLATES TO CROSS GIRDERS SHOULD BE WELDED BEFORE ATTACHING ANY GUSSET PLATES. SUITABLE SNIPES ARE TO BE PROVIDED AS REQUIRED.

7. THE FABRICATOR SHALL ENSURE INTERFACES BETWEEN END PLATES AND SHEAR PLATES ARE IN CONTACT.

8. ALL SHEAR PLATES TO TRANSVERSE RIB FLOOR UNITS AND TRIMMERS SHALL BE ACCURATELY LOCATED AND TEMPORARILY BOLTED (SEE NOTE 3) AT THE TRIAL ERECTION, PRIOR TO FINAL WELDING OF THE SHEAR PLATES TO THE FLOOR UNITS AND TRIMMERS. IT SHALL BE ENSURED THAT A TIGHT FIT IS ACHIEVED OVER THE FULL LENGTH OF THE BEARING SURFACES.

9. TRIMMER END PLATES SHALL BE MACHINED AND FITTED TO MATCH THE AS-FABRICATED MAIN GIRDER BOTTOM FLANGES TO ENSURE EVEN SEATING.

10. EXPOSED TRIMMER END ARRISES SHALL BE PROFILED TO A 3mm RADIUS.

11. WHERE A STEEL DECK IS DETAILED THE NUMBER OF SHOP BUTT WELDS SHALL BE MINIMISED AS FAR AS POSSIBLE. LOCATIONS SHALL BE SUBJECT TO WRITTEN ACCEPTANCE OF THE ENGINEER. REFER TO DRAWING NR/CIV/SD/1425. B

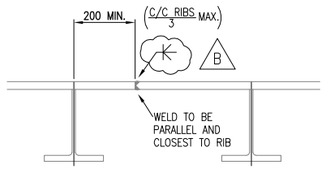

12. DEFINITION OF SKEW:

THE TRIMMER SKEW IS EQUAL TO THE BRIDGE SKEW EXCEPT FOR THE 25° TO 50° SKEW FLOORS.

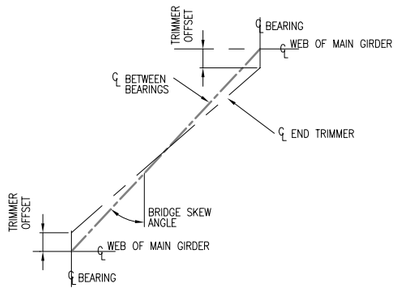

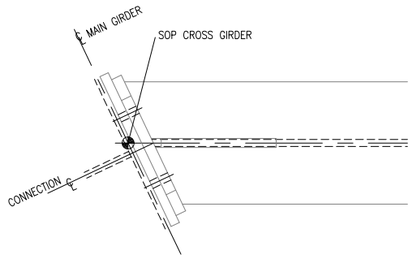

CROSS GIRDER SETTING OUT POINT

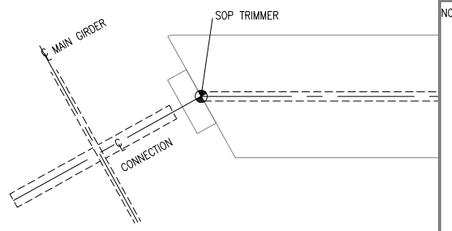

END TRIMMER SETTING OUT POINT

DRAWING No. NR/CIV/SD/1430

NOTES

Rev	Date	Description of revision	Design'd	C'kd
B	MAY 10	EUROCODE ISSUE	AGW	NY
A	22.12.09	FIRST ISSUE	AGW	NY
P2	09.04.09	REVISED WHERE SHOWN	LZ	IP
P1	11.11.08	INDEPENDENT CHECK	LZ	IP

Network Rail

Network Rail Infrastructure Ltd
Registered Office:
Kings Place
90 York Way
London
N1 9AG

	Name	Position	Signature	Date
Approved	Paul Clark	Snr. Proj. Eng. Manager Infrastructure Investment Building and Civils	P.C.	MAY 10

Master copy with original signatures held by Network Rail HQ CIVIL ENGINEERING STANDARD DESIGN

© COPYRIGHT NETWORK RAIL 2009

'D' TYPE UNDERBRIDGE STANDARD DRAWINGS

CROSS GIRDER AND TRIMMER DETAILS NOTES

Scale: AS SHOWN

Drawing Number: NR/CIV/SD/1430 B

AVA Documents
Document Sharing Hub