Supplementary Information

The following information is associated with Network Rail Standard:
**NR CIV/SD/1462** Rev B

## Additional Content Access

Click the link below to access CAD version of this drawing.

### CAD Drawing

- CIV/SD/1462

If you have any questions, or need assistance, please contact **IHS Support**

Information accessed via the links above is the property of the Copyright holder

**IHS Additional Content Page**

Documents
Document Sharing Hub

Copyright Network Rail
Provided by IHS under license with Network Rail
No reproduction or networking permitted without license from IHS
Full document details: NR NR-CIV-SD-1462 ISSUE B 2010

Licensee=Weston Williamson/5989497001, User=sam, albett
Not for Resale, 03/27/2016 21:37:48 MDT

Copyright Network Rail
Provided by IHS under license with Network Rail
No reproduction or networking permitted without license from IHS
Full document details: NR NR-CIV-SD-1462 ISSUE B 2010
Licensee=Weston Williamson/5989497001, User=sam, albert
Not for Resale, 03/27/2016 21:37:48 MDT

DRAWING No. NR/CIV/SD/1462

NOTES

1. REFER TO DRAWING NO. NR/CIV/SD/1460 FOR NOTES.

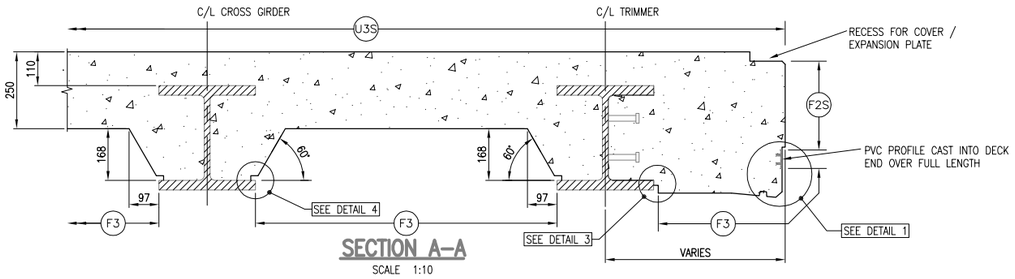


SECTION A–A
SCALE 1:10

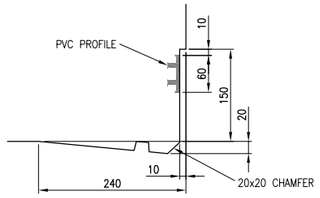


DETAIL 1
SCALE 1:5

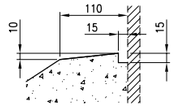


DETAIL 2
SCALE 1:5

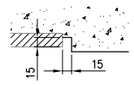


DETAIL 3
SCALE 1:5

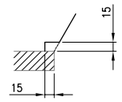


DETAIL 4
SCALE 1:5

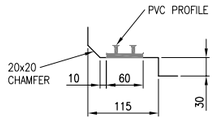


DETAIL 5
SCALE 1:5

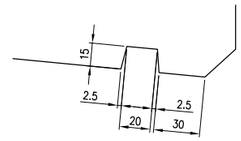


DRIP DETAIL
SCALE 1:2

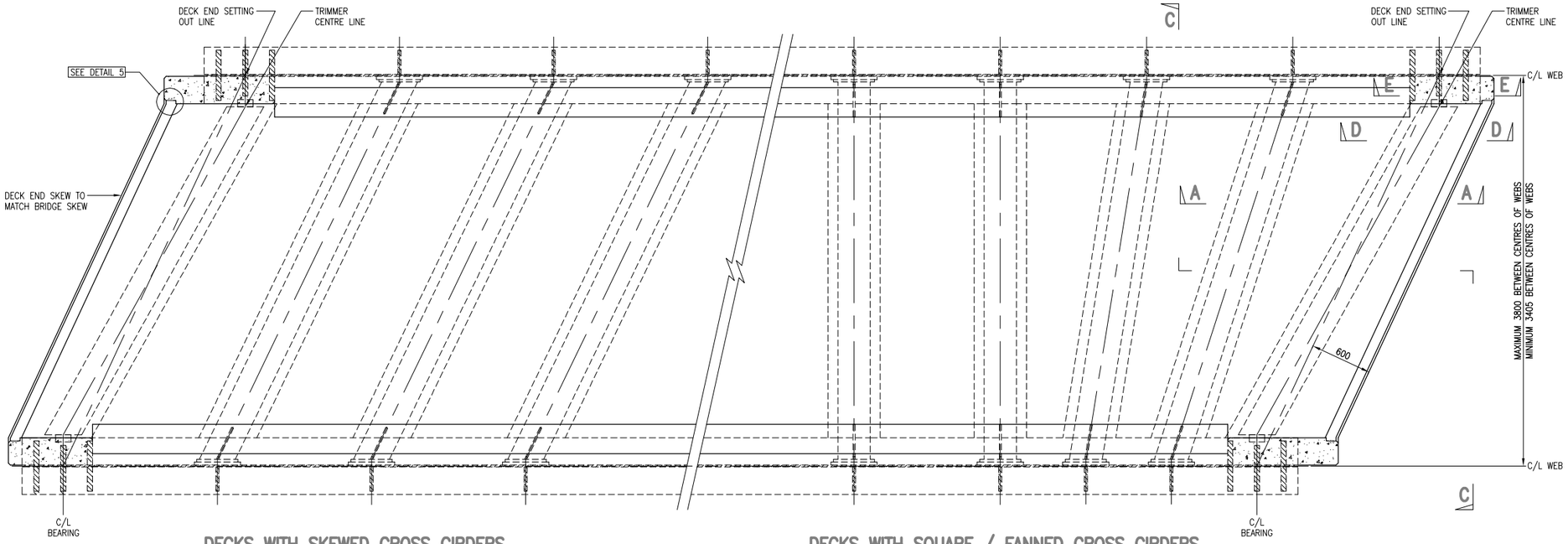


DECKS WITH SKEWED CROSS GIRDERS

DECKS WITH SQUARE / FANNED CROSS GIRDERS

SECTIONAL PLAN ON B–B
SCALE 1:25

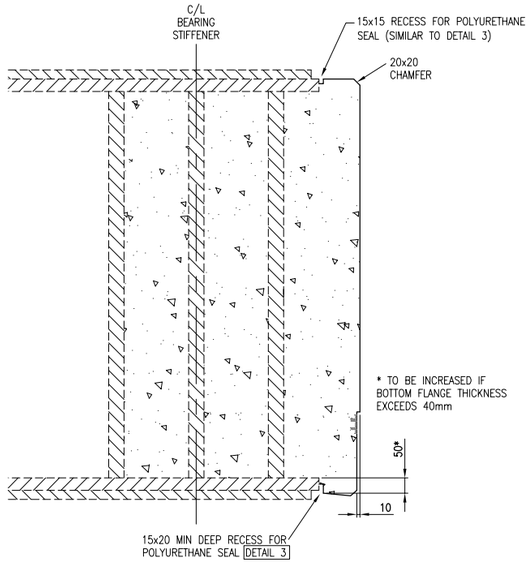


SECTIONAL ELEVATION ON E–E
SCALE 1:10

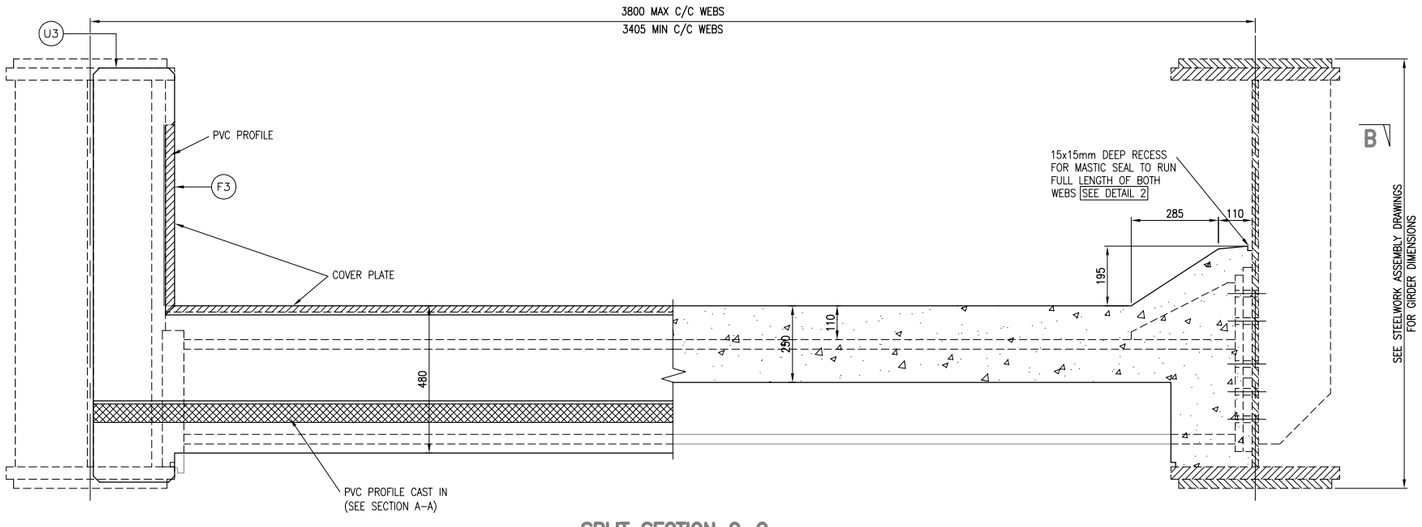


SPLIT SECTION C–C
SCALE 1:10

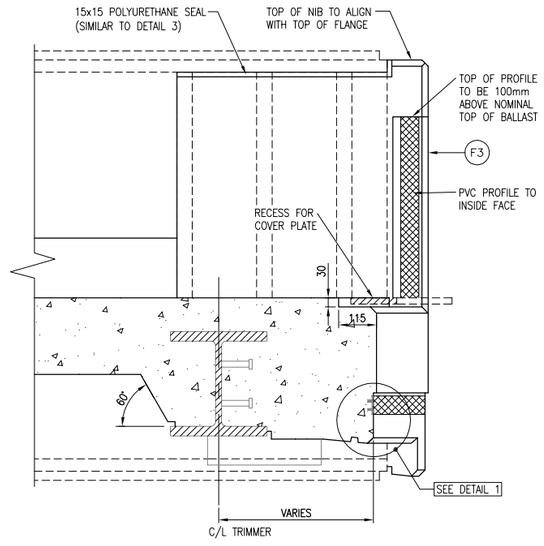


SECTIONAL ELEVATION ON D–D
SCALE 1:10

| Rev | Date | Description of revision | Design'd | C'kd |
|---|---|---|---|---|
| B | MAY 10 | EUROCODE ISSUE | AGW | NY |
| A | 22.12.09 | FIRST ISSUE | AGW | NY |
| P2 | 28.04.09 | INDEPENDENT CHECK | LZ | IP |
| P1 | 11.11.08 | INDEPENDENT CHECK | LZ | IP |

Network Rail

Network Rail Infrastructure Ltd
Registered Office:
Kings Place
90 York Way
London
N1 9AG

| Approved | Name | Position | Signature | Date |
|---|---|---|---|---|
| | Paul Clark | Snr. Proj. Eng. Manager Infrastructure Investment Building and Civils | P.C. | MAY 10 |

Master copy with original signatures held by Network Rail HQ CIVIL ENGINEERING STANDARD DESIGN

© COPYRIGHT NETWORK RAIL 2009

'D' TYPE UNDERBRIDGE STANDARD DRAWINGS

CONCRETE DETAILS
SINGLE TRACK 0° TO 25°
FILLER BEAM FLOOR

| Scale | AS SHOWN | |
|---|---|---|
| Drawing Number | NR/CIV/SD/1462 | B |

AVA Documents
Document Sharing Hub