Supplementary Information

The following information is associated with Network Rail Standard:
NR CIV/SD/1466 Rev B

Additional Content Access

Click the link below to access CAD version of this drawing.

CAD Drawing

- CIV/SD/1466

If you have any questions, or need assistance, please contact **IHS Support**

Information accessed via the links above is the property of the Copyright holder

IHS Additional Content Page

Documents
Document Sharing Hub

Copyright Network Rail
Provided by IHS under license with Network Rail
No reproduction or networking permitted without license from IHS
Full document details: NR NR-CIV-SD-1466 ISSUE B 2010

Licensee=Weston Williamson/5989497001, User=sam, albett
Not for Resale, 03/27/2016 21:30:23 MDT

Copyright Network Rail
Provided by IHS under license with Network Rail
No reproduction or networking permitted without license from IHS
Full document details: NR NR-CIV-SD-1466 ISSUE B 2010
Licensee=Weston Williamson/5989497001, User=sam.albett
Not for Resale, 03/27/2016 21:30:23 MDT

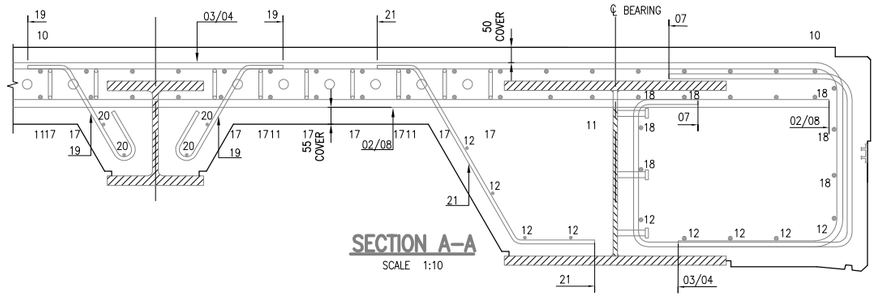

SECTION A–A
SCALE 1:10

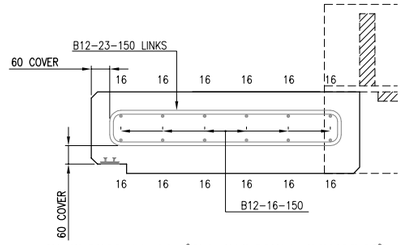

SECTION E–E (AT OBTUSE CORNER)
SCALE 1:10

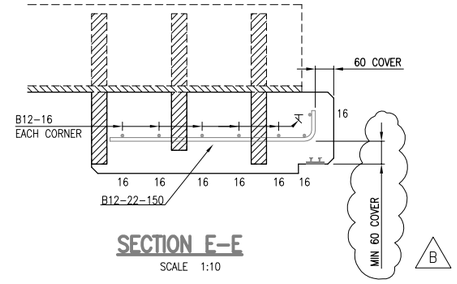

SECTION E–E
SCALE 1:10

DRAWING No. NR/CIV/SD/1466

NOTES

1. REFER TO DRAWING NO. NR/CIV/SD/1460 FOR NOTES.
2. NOTE TO SCHEME DESIGNER: POSITION OF HOLES IN CROSS GIRDERS AND TRIMMER TO BE ACCURATELY DETERMINED TO ENSURE BM01, BM02, BM08 AND BM09 ARE SUITABLY LAPPED.
3. LAYER T2 BARS GROUPED AROUND TRIMMED CROSS GIRDER SPLICES.



PLAN ON DECK
SCALE 1:25

PLAN ON DECK CONT.
SCALE 1:25

BM	SHAPE CODE	BM	SHAPE CODE
		12	00
		13	99
01	00	14	31
02	00	15	21
03	21	16	00
04	21	17	13
05	00	18	11
06	00	19	99
07	41	20	00
08	00	21	26
09	00	22	11
10	15	23	51
11	31	24	11

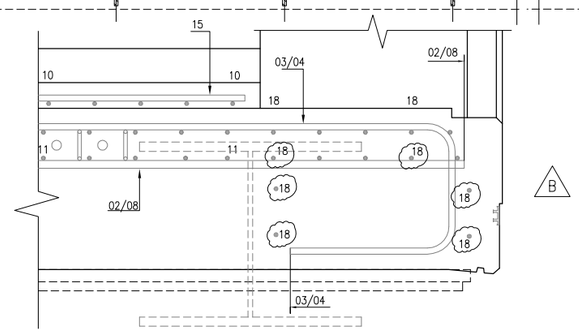

SECTION D–D
SCALE 1:10

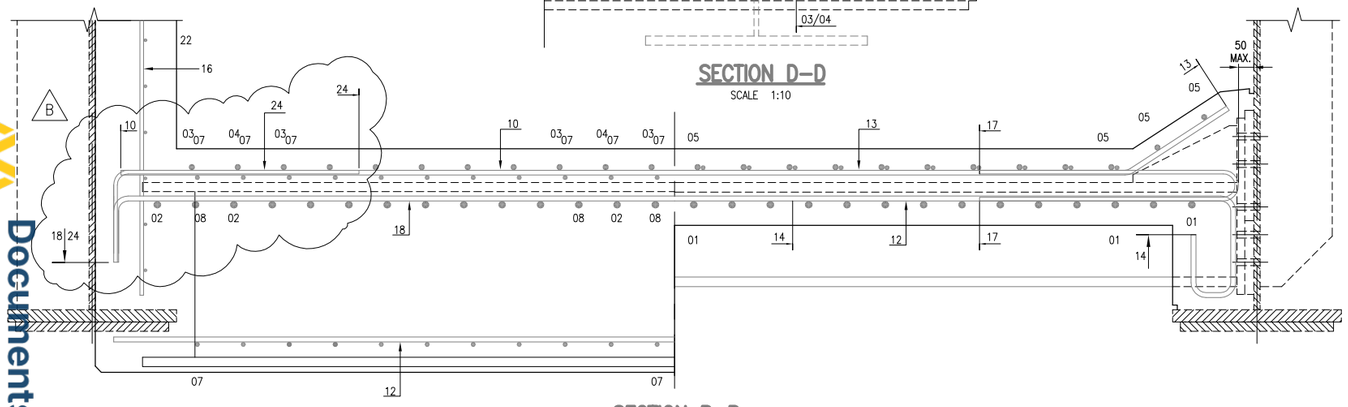

SECTION B–B
SCALE 1:10

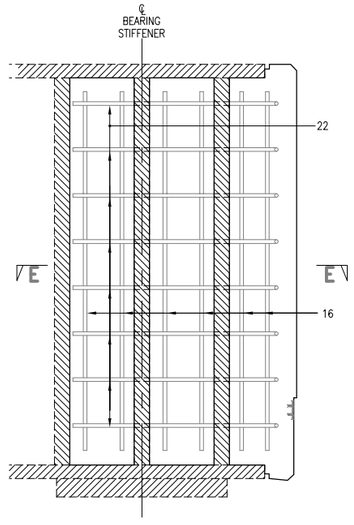

SECTIONAL ELEVATION ON C–C
SCALE 1:10

Rev	Date	Description of revision	Design'd	C'kd
B	MAY 10	EUROCODE ISSUE	AGW	NY
A	22.12.09	FIRST ISSUE	AGW	NY
P2	28.04.09	INDEPENDENT CHECK	LZ	IP
P1	11.11.08	INDEPENDENT CHECK	LZ	IP

Network Rail

Network Rail Infrastructure Ltd
Registered Office:
Kings Place
90 York Way
London
N1 9AG

Approved	Paul Clark	Snr. Proj. Eng. Manager Infrastructure Investment Building and Civils	P.C.	MAY 10
	Name	Position	Signature	Date

Master copy with original signatures held by Network Rail HQ
CIVIL ENGINEERING STANDARD DESIGN

© COPYRIGHT NETWORK RAIL 2009

'D' TYPE UNDERBRIDGE
STANDARD DRAWINGS

REINFORCEMENT DETAILS
SINGLE TRACK
25° TO 50° FILLER BEAM
FLOOR

Scale	AS SHOWN	
Drawing Number	NR/CIV/SD/1466	B

AVA Documents
Document Sharing Hub