Supplementary Information

The following information is associated with Network Rail Standard:
NR CIV/SD/1471 Rev B

Additional Content Access

Click the link below to access CAD version of this drawing.

CAD Drawing

- CIV/SD/1471

If you have any questions, or need assistance, please contact **IHS Support**

Information accessed via the links above is the property of the Copyright holder

IHS Additional Content Page

Documents
Document Sharing Hub

Copyright Network Rail
Provided by IHS under license with Network Rail
No reproduction or networking permitted without license from IHS
Full document details: NR NR-CIV-SD-1471 ISSUE B 2010

Licensee=Weston Williamson/5989497001, User=sam, albett
Not for Resale, 03/27/2016 21:30:57 MDT

Copyright Network Rail
Provided by IHS under license with Network Rail
No reproduction or networking permitted without license from IHS
Full document details: NR NR-CIV-SD-1471 ISSUE B 2010
Licensee=Weston Williamson/5989470001, User=sam.albett
Not for Resale, 03/27/2016 21:30:57 MDT

DRAWING No. NR/CIV/SD/1471

NOTES

1. REFER TO DRAWING NO. NR/CIV/SD/1460 FOR NOTES.
2. WHERE BARS ARE FANNED, THE MAXIMUM SPACING BETWEEN BARS SHALL BE 150mm. WHERE BARS ARE CLOSE TOGETHER AT THE NARROW END, BARS MAY BE CUT SHORT WHERE NECESSARY.

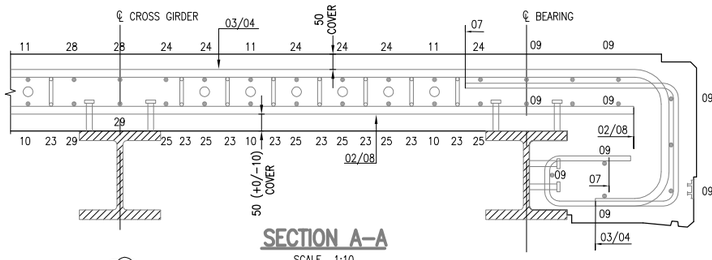

SECTION A–A
SCALE 1:10

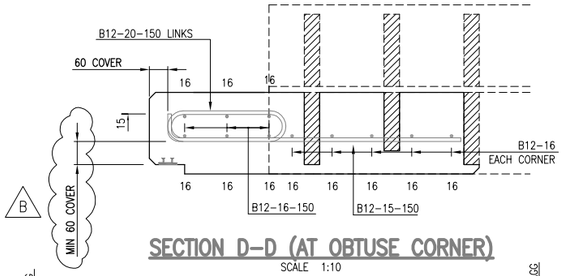

SECTION D–D (AT OBTUSE CORNER)
SCALE 1:10

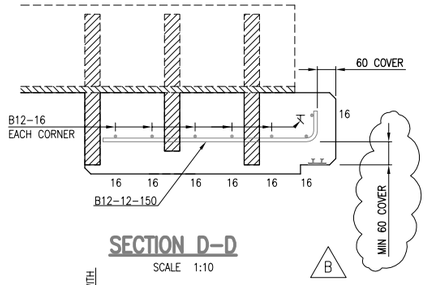

SECTION D–D
SCALE 1:10

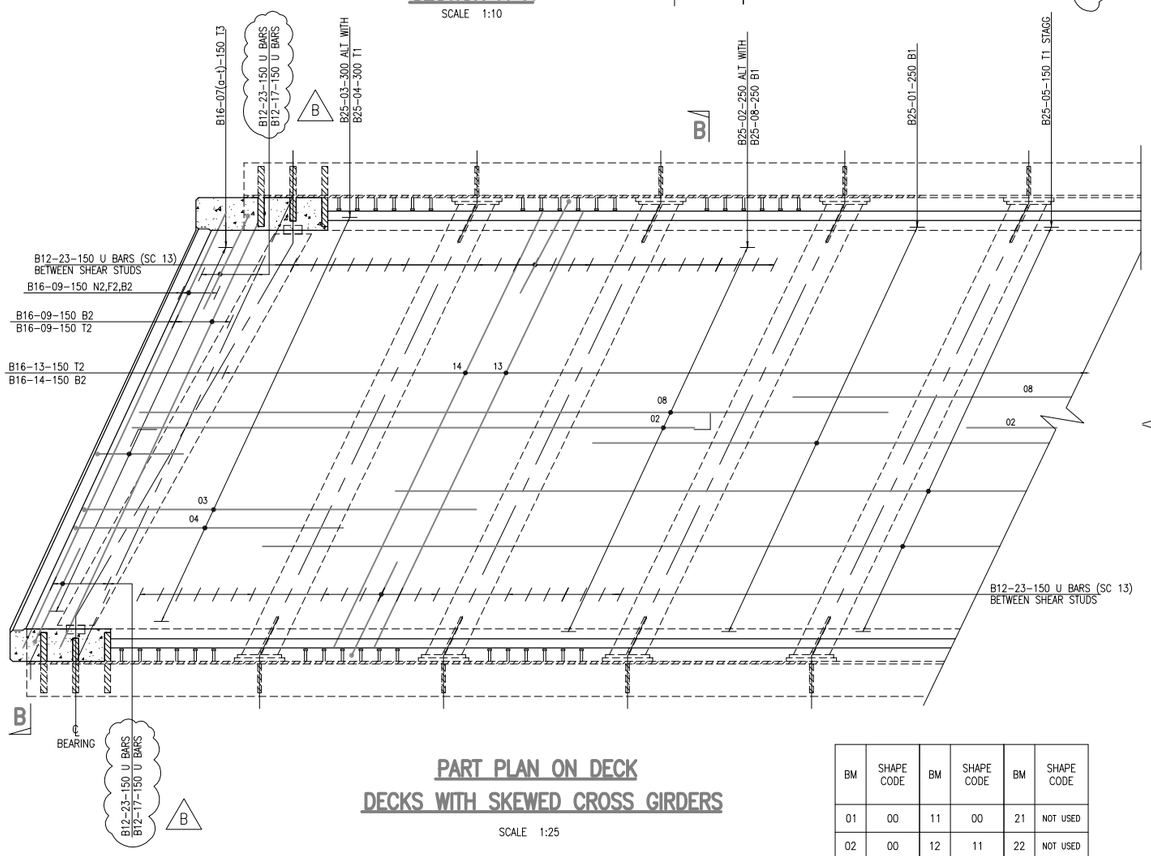

PART PLAN ON DECK
DECKS WITH SKEWED CROSS GIRDERS
SCALE 1:25

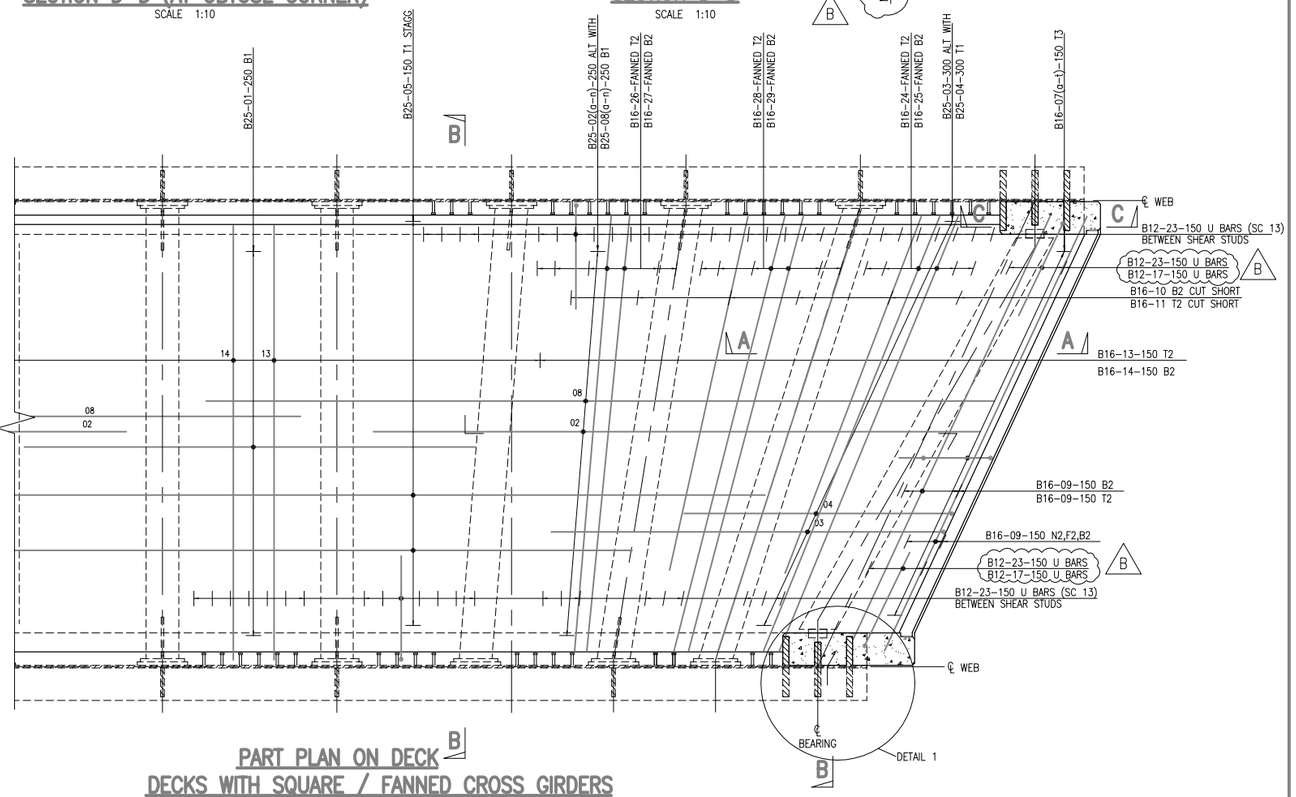

PART PLAN ON DECK
DECKS WITH SQUARE / FANNED CROSS GIRDERS
SCALE 1:25

BM	SHAPE CODE	BM	SHAPE CODE	BM	SHAPE CODE
01	00	11	00	21	NOT USED
02	00	12	11	22	NOT USED
03	21	13	00	23	13
04	21	14	00	24	00
05	00	15	11	25	00
06	NOT USED	16	00	26	00
07	41	17	13	27	00
08	00	18	NOT USED	28	00
09	00	19	NOT USED	29	00
10	00	20	33	30	NOT USED

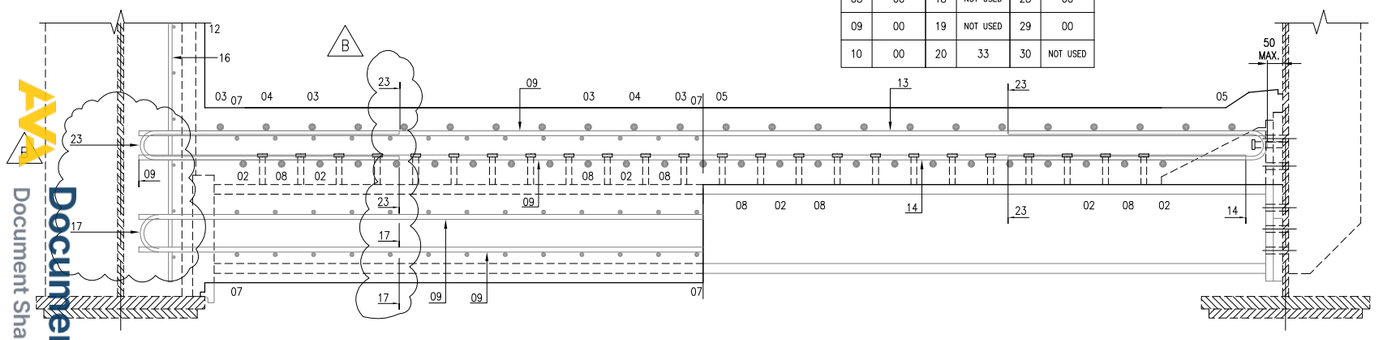

SECTION B–B
SCALE 1:10

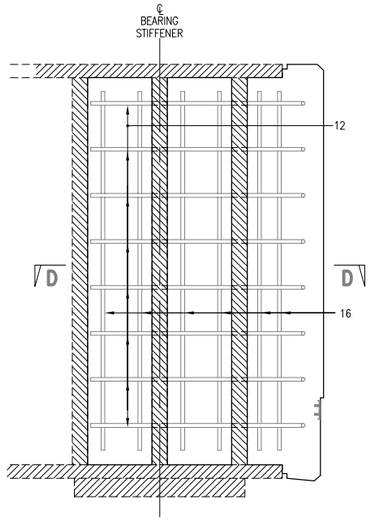

SECTIONAL ELEVATION ON C–C
SCALE 1:10

Rev	Date	Description of revision	Design'd	C'kd
B	MAY 10	EUROCODE ISSUE	LZ	IP
A	22.12.09	FIRST ISSUE	LZ	IP
P2	28.04.09	INDEPENDENT CHECK	LZ	IP
P1	14.11.08	INDEPENDENT CHECK	LZ	IP

Network Rail

Network Rail Infrastructure Ltd
Registered Office:
Kings Place
90 York Way
London
N1 9AG

Approved	Name	Position	Signature	Date
	Paul Clark	Snr. Proj. Eng. Manager Infrastructure Investment Building and Civils	P.C.	MAY 10

Master copy with original signatures held by Network Rail HQ
CIVIL ENGINEERING STANDARD DESIGN

© COPYRIGHT NETWORK RAIL 2009

'D' TYPE UNDERBRIDGE
STANDARD DRAWINGS

REINFORCEMENT DETAILS
FOR 0° TO 25°
COMPOSITE FLOOR

Scale: AS SHOWN

Drawing Number: NR/CIV/SD/1471 B

AVA Documents
Document Sharing Hub