Supplementary Information

The following information is associated with Network Rail Standard:
NR CIV/SD/1518 Rev C

Additional Content Access

Click the link below to access CAD version of this drawing.

CAD Drawing

- CIV/SD/1518

If you have any questions, or need assistance, please contact **IHS Support**

Information accessed via the links above is the property of the Copyright holder

IHS Additional Content Page

Documents
Document Sharing Hub

Copyright Network Rail
Provided by IHS under license with Network Rail
No reproduction or networking permitted without license from IHS
Full document details: NR NR-CIV-SD-1518 ISSUE C 2013

Licensee=Weston Williamson/5989497001, User=sam, albett
Not for Resale, 03/27/2016 19:29:10 MDT



PLAN AT FLOOR LEVEL – SKEWED CROSS GIRDERS

SCALE 1:50

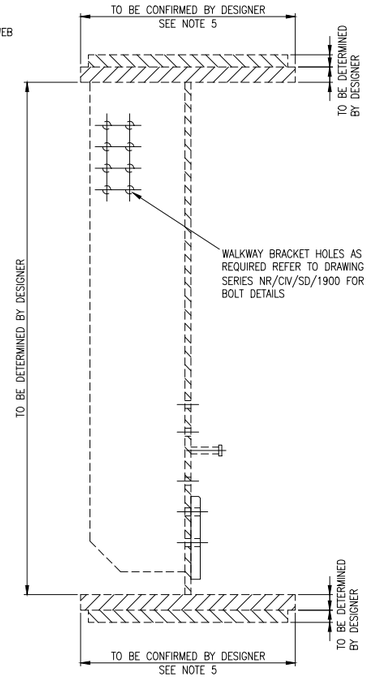

SECTION E–E

SCALE 1:10

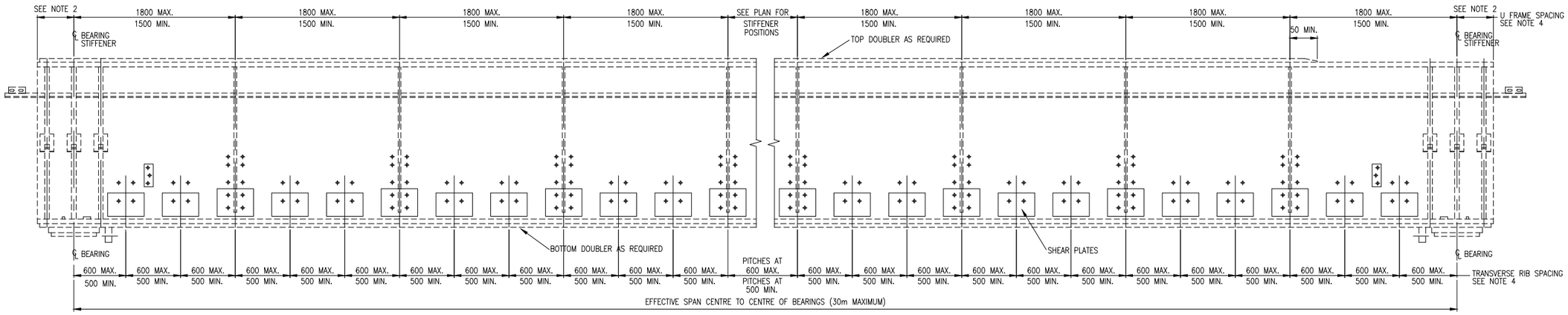

MAIN GIRDER SECTIONAL ELEVATION A–A

SCALE 1:25

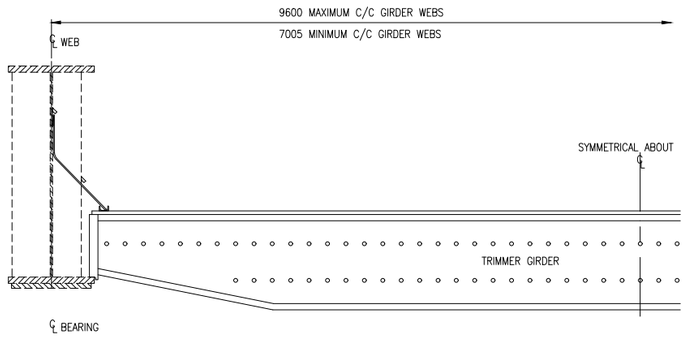

ELEVATION B–B

SCALE 1:25



SECTION C–C (AT U FRAME)

SCALE 1:25

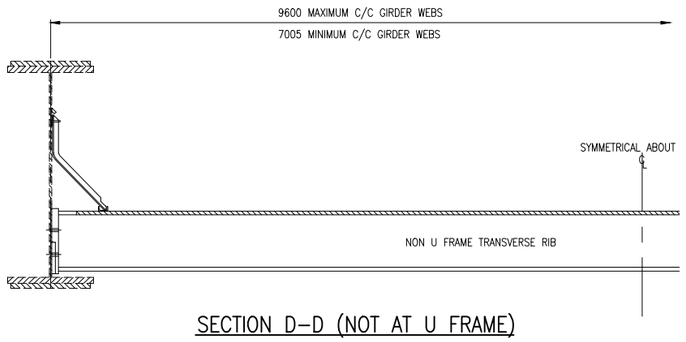

SECTION D–D (NOT AT U FRAME)

SCALE 1:25

DRAWING No. NR/CIV/SD/1518

NOTES

1. REFER TO DRAWING NR/CIV/SD/1510 FOR NOTES
2. MAIN GIRDER OVERHANG FROM CENTRE OF BEARING(AND CONCRETE) TO BE LIMITED TO ENSURE VERTICAL MOVEMENT OF THE DECK IS WITHIN THE LIMITS SPECIFIED IN THE DESIGN CODES LISTED ON NR/CIV/SD/1504
3. ALTERNATIVELY, FANNED TRANSVERSE RIBS MAY BE SPECIFIED SUBJECT TO THE MAXIMUM AND MINIMUM SPACING CONSTRAINTS SHOWN FOT THE SKEWED TRANSVERSE RIB ARRANGEMENT.
4. FOR TRANSVERSE RIB AND U–FRAME SPACING PHILOSOPHY REFER TO TECHNICAL USER MANUAL.
5. REFER TO DRAWING NR/CIV/SD/1504 FOR ASSUMED MAIN GIRDER DIMENSIONS.

⚠ ELEMENT POTENTIALLY UNSTABLE DURING TRANSPORTATION OR IN TEMPORARY CONDITION.

Rev	Date	Description of revision	Design'd	C'kd
C	JUN 13	HAZARD TRIANGLES ADDED	MV	RES
B	MAY 10	EUROCODE ISSUE	DG	IP
A	18.09.09	FIRST ISSUE	DG	IP
P1	09.04.09	INDEPENDENT CHECK	DG	IP

NetworkRail
KINGS PLACE
90, York Way
London. N1 9AG
Tel: 0203–3569–596

Approved				
	Name	Position	Signature	Date

Master copy with original signatures held by Network Rail HQ CIVIL ENGINEERING STANDARD DESIGN

© COPYRIGHT NETWORK RAIL 2011

'E' TYPE UNDERBRIDGE STANDARD DRAWINGS

STEELWORK GENERAL ASSEMBLY DETAILS DOUBLE TRACK 0° TO 25° STEEL FLOOR

Scale: AS SHOWN

Drawing Number: NR/CIV/SD/1518 C

Documents
Document Sharing Hub
Copyright Network Rail
Provided by IHS under license with Network Rail
No reproduction or networking permitted without license from IHS
Licensee=Weston Williamson/5989497001, User=sam, albett
Not for Resale, 03/27/2016 19:29:10 MDT
Full document details: NR NR-CIV-SD-1518 ISSUE C 2013