The following information is associated with Network Rail Standard:
NR CIV/SD/1544 Rev B

Additional Content Access

Click the link below to access CAD version of this drawing.

CAD Drawing

- CIV/SD/1544

If you have any questions, or need assistance, please contact **IHS Support**

Information accessed via the links above is the property of the Copyright holder

IHS Additional Content Page

Documents
Document Sharing Hub

Copyright Network Rail
Provided by IHS under license with Network Rail
No reproduction or networking permitted without license from IHS
Full document details: NR NR-CIV-SD-1544 ISSUE B 2010

Licensee=Weston Williamson/5989497001, User=sam, albett
Not for Resale, 03/27/2016 21:24:10 MDT

Copyright Network Rail
Provided by IHS under license with Network Rail
No reproduction or networking permitted without license from IHS
Full document details: NR NR-CIV-SD-1544 ISSUE B 2010
Licensee=Weston Williamson/5989497001, User=sam.albert
Not for Resale, 03/27/2016 21:24:10 MDT

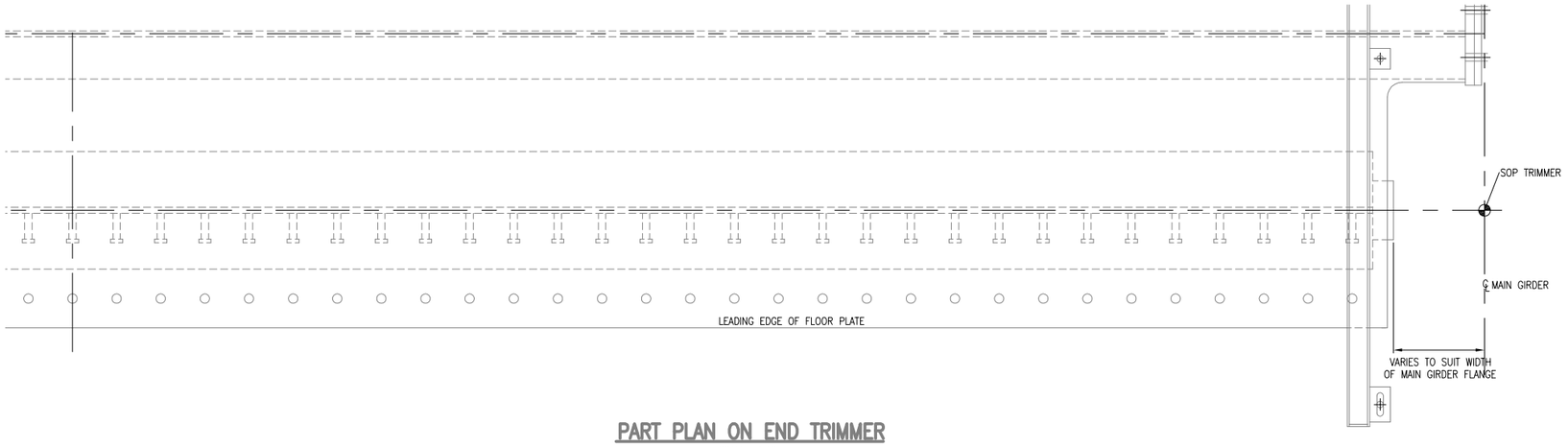

PART PLAN ON END TRIMMER

SCALE 1:10

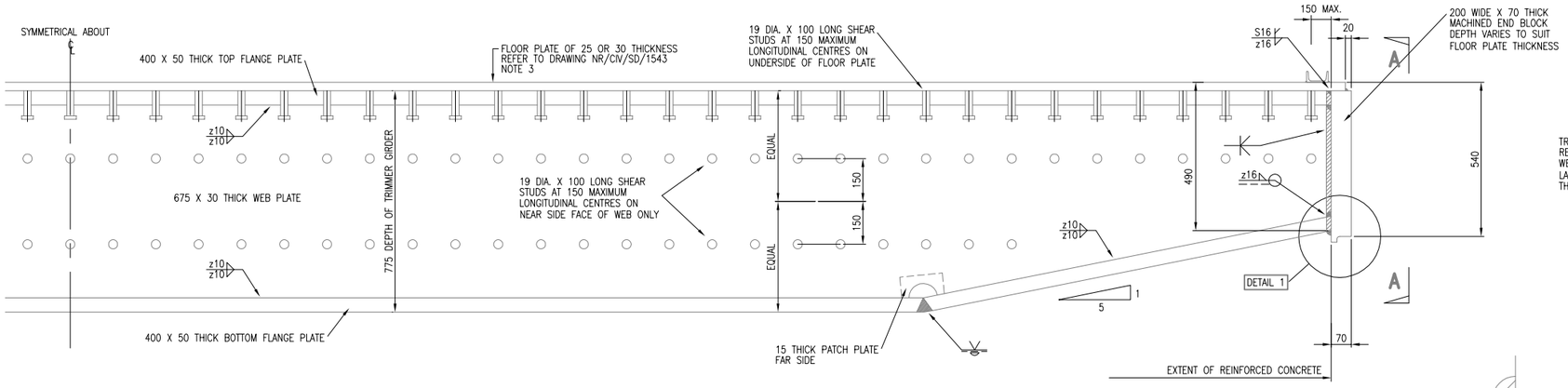

PART ELEVATION ON END TRIMMER

SCALE 1:10

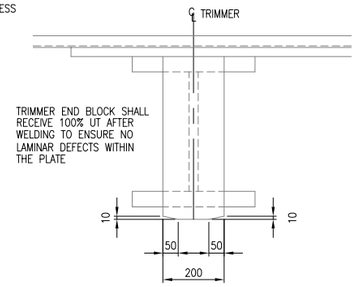

ELEVATION A–A

SCALE 1:10

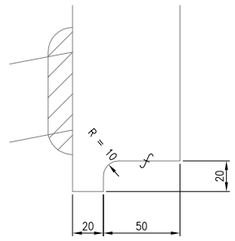

DETAIL 1

SCALE 1:2

DRAWING No. NR/CIV/SD/1544

NOTES

1. REFER TO DRAWING NO. NR/CIV/SD/1530 FOR NOTES

Rev	Date	Description of revision	Design'd	C'kd
B	MAY 10	EUROCODE ISSUE	DG	IP
A	18.09.09	FIRST ISSUE	DG	IP
P1	09.04.09	ISSUED FOR PUBLICATION	DG	IP

Network Rail

Network Rail Infrastructure Ltd
Registered Office:
Kings Place
90 York Way
London
N1 9AG

Approved	Paul Clark	Snr. Proj. Eng. Manager Infrastructure Investment Building and Civils	P.C.	MAY 10
	Name	Position	Signature	Date

Master copy with original signatures held by Network Rail HQ
CIVIL ENGINEERING STANDARD DESIGN

© COPYRIGHT NETWORK RAIL 2009

'E' TYPE UNDERBRIDGE
STANDARD DRAWINGS

DOUBLE TRACK
SQUARE STEEL FLOOR
END TRIMMER DETAIL

Scale	AS SHOWN
Drawing Number	NR/CIV/SD/1544 B

AVA Documents
Document Sharing Hub