The following information is associated with Network Rail Standard:
NR CIV/SD/1554 Rev B

Additional Content Access

Click the link below to access CAD version of this drawing.

CAD Drawing

- CIV/SD/1554

If you have any questions, or need assistance, please contact **IHS Support**

Information accessed via the links above is the property of the Copyright holder

IHS Additional Content Page

--`,,,,,,`,,,,,,`,,`,,,,,,,,``-`-`,,`,,`,`,,`---

Documents
Document Sharing Hub

Copyright Network Rail
Provided by IHS under license with Network Rail
No reproduction or networking permitted without license from IHS
Full document details: NR NR-CIV-SD-1554 ISSUE B 2010

Licensee=Weston Williamson/5989497001, User=sam, albett
Not for Resale, 03/27/2016 21:32:53 MDT

Copyright Network Rail
Provided by IHS under license with Network Rail
No reproduction or networking permitted without license from IHS
Full document details: NR NR-CIV-SD-1554 ISSUE B 2010
Licensee=Weston Williamson/5985497001, User=sam. albert
Not for Resale, 03/27/2016 21:32:53 MDT

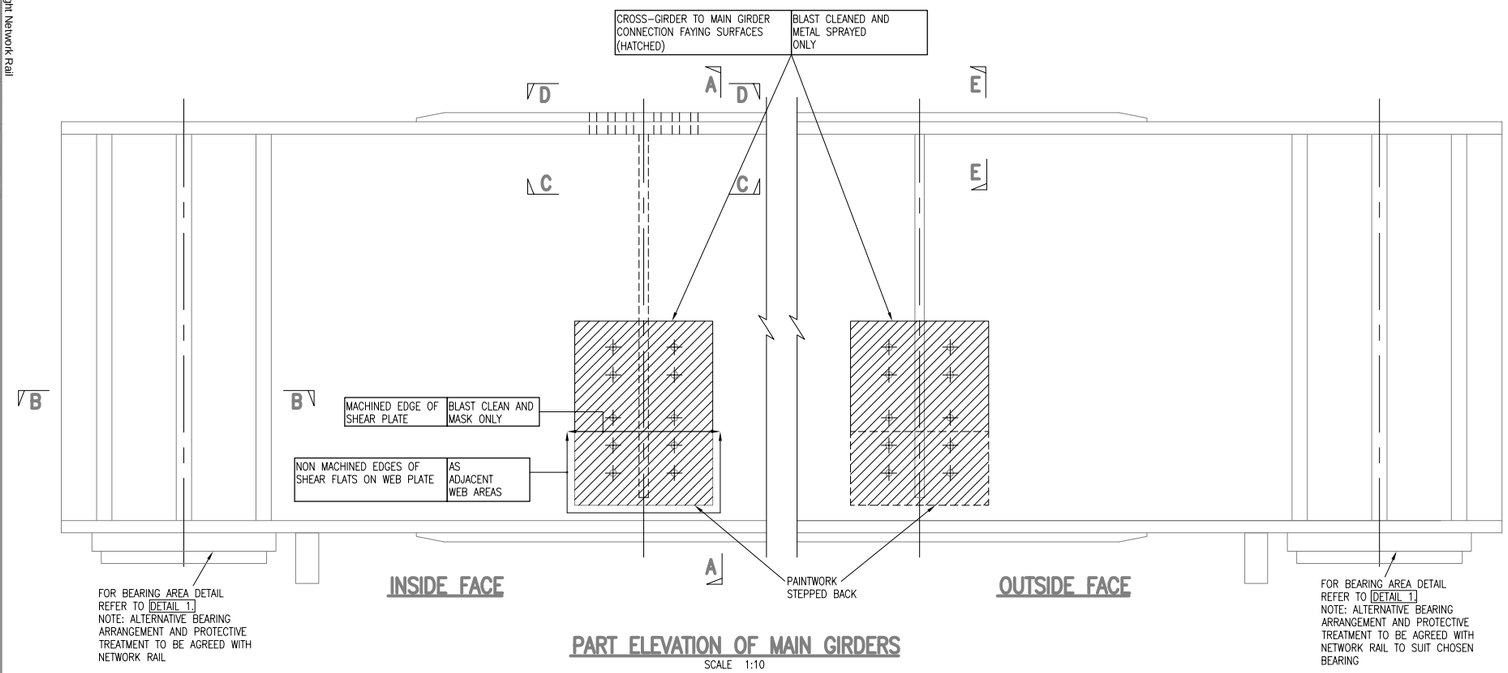

PART ELEVATION OF MAIN GIRDERS
SCALE 1:10

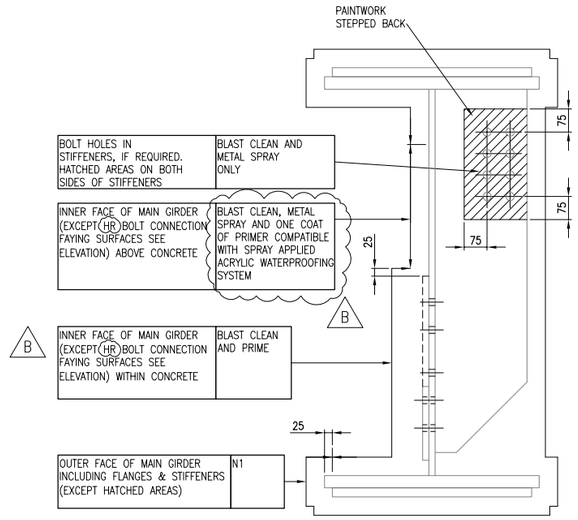

SECTION A–A
SCALE 1:10

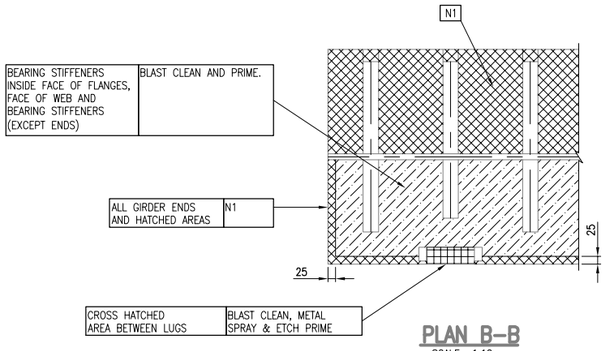

PLAN B–B
SCALE 1:10

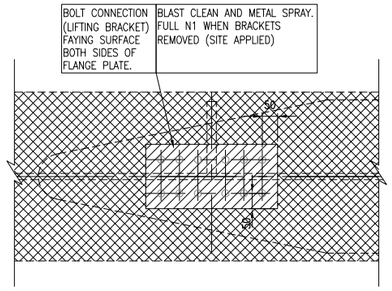

VIEW ON D–D
(C–C SIMILAR)
SCALE 1:10

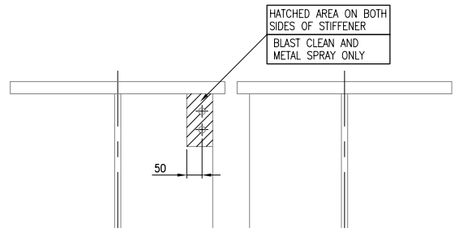

SECTION E–E
FILLER RAIL CONNECTION
SCALE 1:10

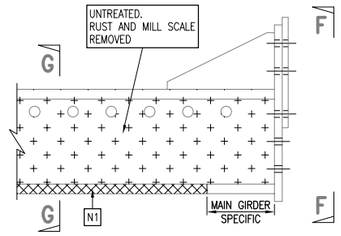

PART ELEVATION ON CROSS GIRDER
SCALE 1:10

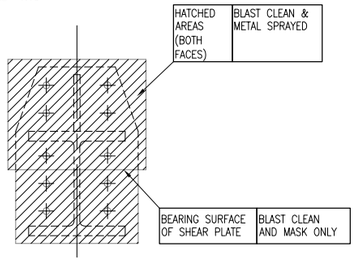

ELEVATION F–F
SCALE 1:10

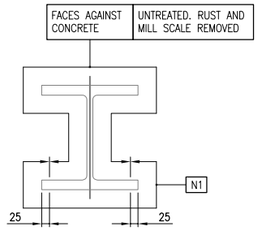

SECTION G–G
SCALE 1:10

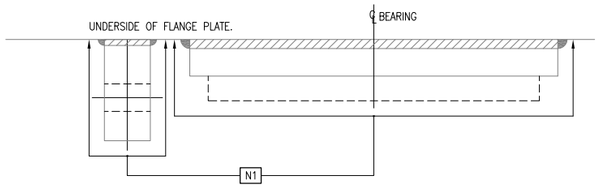

DETAIL 1
SCALE 1:5

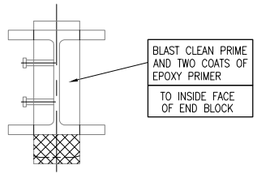

SECTION H–H
SCALE 1:10

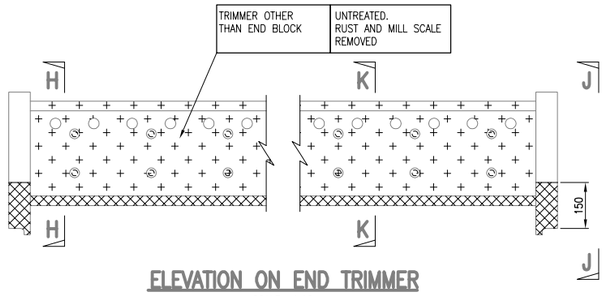

ELEVATION ON END TRIMMER
SCALE 1:10

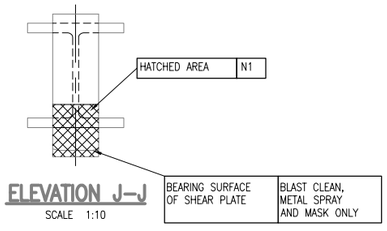

ELEVATION J–J
SCALE 1:10

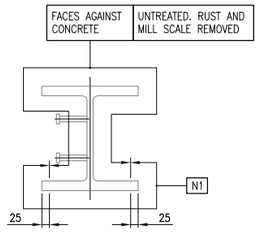

SECTION K–K
SCALE 1:10

DRAWING No. NR/CIV/SD/1553

NOTES
1. REFER TO DRAWING NR/CIV/SD/1553 FOR NOTES.

KEY
- BLAST CLEAN AND METAL SPRAY ONLY
- N1
- BLAST CLEAN AND PRIME
- UNTREATED. RUST AND MILL SCALE REMOVED
- BLAST CLEAN, METAL SPRAY AND PRIME

Rev	Date	Description of revision	Design'd	C'kd
B	MAY 10	EUROCODE ISSUE	LZ	IP
A	18.09.09	FIRST ISSUE	LZ	IP
P1	09.04.09	INDEPENDENT CHECK	LZ	IP

Network Rail
Network Rail Infrastructure Ltd
Registered Office:
Kings Place
90 York Way
London
N1 9AG

Approved	Paul Clark	Snr. Proj. Eng. Manager Infrastructure Investment Building and Civils	P.C.	MAY 10
	Name	Position	Signature	Date

Master copy with original signatures held by Network Rail HQ CIVIL ENGINEERING STANDARD DESIGN

© COPYRIGHT NETWORK RAIL 2009

'E' TYPE UNDERBRIDGE STANDARD DRAWINGS

FILLER BEAM
MAIN GIRDER AND FLOOR
PROTECTIVE TREATMENT DETAILS

Scale	AS SHOWN	
Drawing Number	NR/CIV/SD/1554	B

AVA Documents
Document Sharing Hub