Supplementary Information

The following information is associated with Network Rail Standard:
NR CIV/SD/1555 Rev B

Additional Content Access

Click the link below to access CAD version of this drawing.

CAD Drawing

- CIV/SD/1555

If you have any questions, or need assistance, please contact **IHS Support**

Information accessed via the links above is the property of the Copyright holder

IHS Additional Content Page

Documents
Document Sharing Hub

Copyright Network Rail
Provided by IHS under license with Network Rail
No reproduction or networking permitted without license from IHS
Full document details: NR NR-CIV-SD-1555 ISSUE B 2010

Licensee=Weston Williamson/5989497001, User=sam, albett
Not for Resale, 03/27/2016 21:33:20 MDT

Full document details: NR NR-CIV-SD-1555 ISSUE B 2010

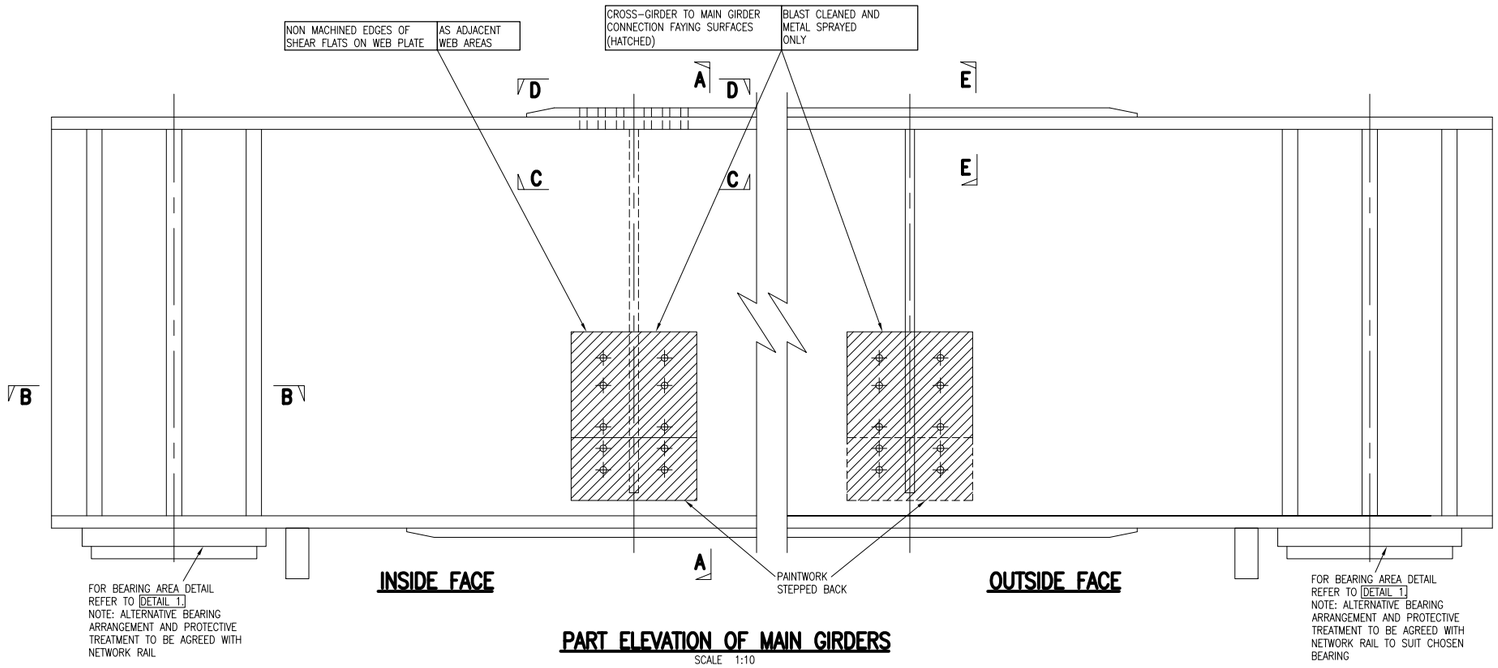

PART ELEVATION OF MAIN GIRDERS

SCALE 1:10

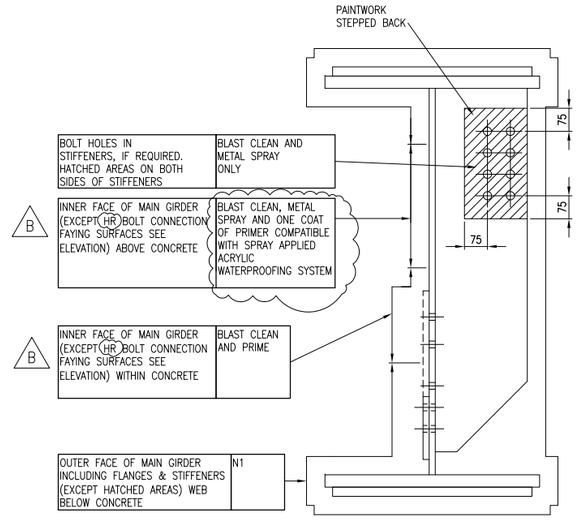

SECTION A–A

SCALE 1:10

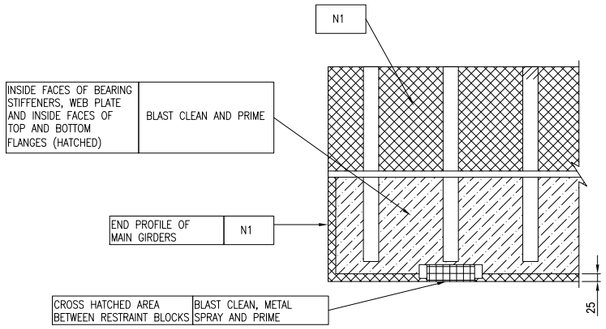

SECTIONAL PLAN ON B–B

SCALE 1:10

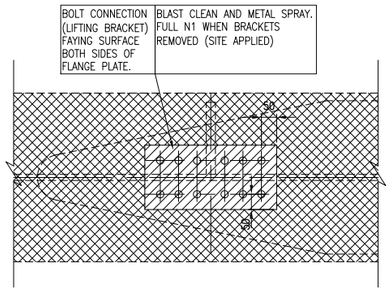

ELEVATION D–D

SCALE 1:10

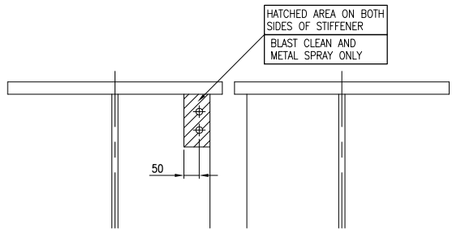

SECTION E–E
FILLER RAIL CONNECTION

SCALE 1:10

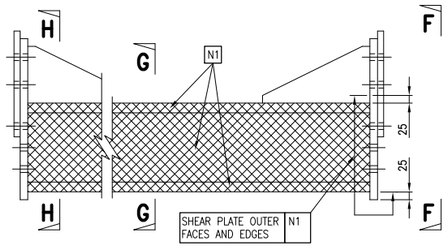

PART ELEVATION ON CROSS GIRDER

SCALE 1:10

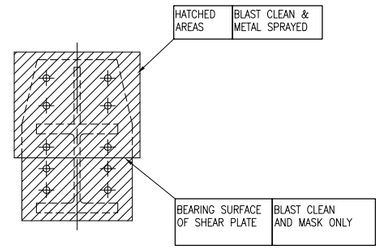

ELEVATION F–F

SCALE 1:10

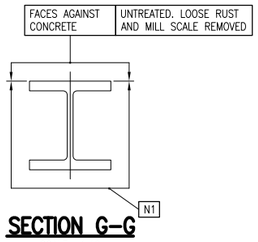

SECTION G–G

SCALE 1:10

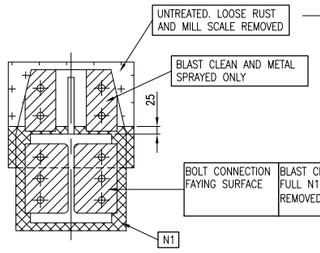

ELEVATION H–H

SCALE 1:10

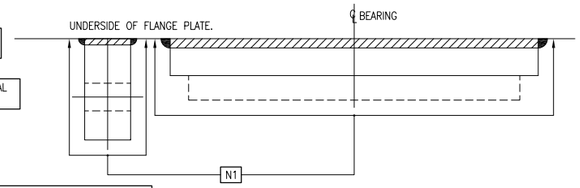

DETAIL 1

SCALE 1:5

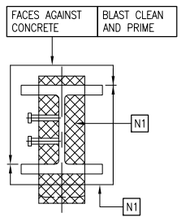

SECTION L–L

SCALE 1:10

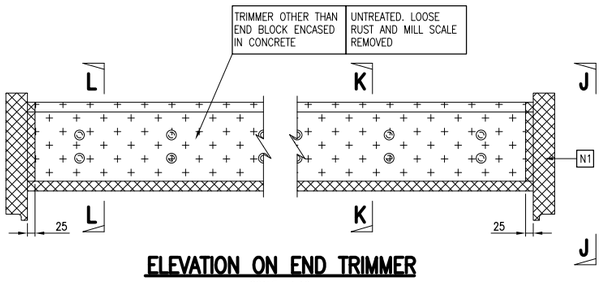

ELEVATION ON END TRIMMER

SCALE 1:10

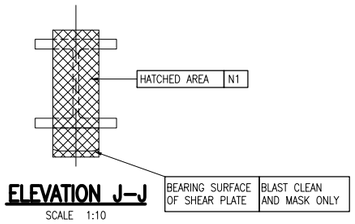

ELEVATION J–J

SCALE 1:10

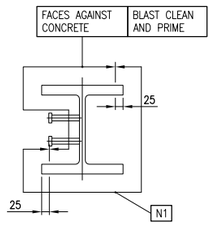

SECTION K–K

SCALE 1:10

DRAWING No. NR/CIV/SD/1553

NOTES

1. REFER TO DRAWING NR/CIV/SD/1553 FOR NOTES.

KEY

- BLAST CLEAN AND METAL SPRAY ONLY
- N1
- BLAST CLEAN AND PRIME
- UNTREATED. RUST AND MILL SCALE REMOVED
- BLAST CLEAN, METAL SPRAY AND PRIME

Rev	Date	Description of revision	Design'd	C'kd
B	MAY 10	EUROCODE ISSUE	LZ	IP
A	18.09.09	FIRST ISSUE	LZ	IP
P1	09.04.09	INDEPENDENT CHECK	LZ	IP

Network Rail

Network Rail Infrastructure Ltd
Registered Office:
Kings Place
90 York Way
London
N1 9AG

Approved	Name	Position	Signature	Date
	Paul Clark	Snr. Proj. Eng. Manager Infrastructure Investment Building and Civils	P.C.	MAY 10

Master copy with original signatures held by Network Rail HQ CIVIL ENGINEERING STANDARD DESIGN

© COPYRIGHT NETWORK RAIL 2009

'E' TYPE UNDERBRIDGE STANDARD DRAWINGS

COMPOSITE, MAIN GIRDER AND FLOOR PROTECTIVE TREATMENT DETAILS

Scale: AS SHOWN

Drawing Number: NR/CIV/SD/1555 B

Documents
Document Sharing Hub

Licensee=Weston Williamson/5989497001, User=sam, albett
Not for Resale, 03/27/2016 21:33:20 MDT

Copyright Network Rail
Provided by IHS under license with Network Rail
No reproduction or networking permitted without license from IHS