Supplementary Information

The following information is associated with Network Rail Standard:
NR CIV/SD/1571 Rev C

Additional Content Access

Click the link below to access CAD version of this drawing.

CAD Drawing

- CIV/SD/1571

If you have any questions, or need assistance, please contact **IHS Support**

Information accessed via the links above is the property of the Copyright holder

IHS Additional Content Page

Documents
Document Sharing Hub

Copyright Network Rail
Provided by IHS under license with Network Rail
No reproduction or networking permitted without license from IHS
Full document details: NR NR-CIV-SD-1572 ISSUE C 2013

Licensee=Weston Williamson/5989497001, User=sam, albett
Not for Resale, 03/27/2016 19:30:25 MDT

DRAWING No. NR/CIV/SD/1571

NOTES: REFER TO DRAWING NO. NR/CIV/SD/1560 FOR NOTES.

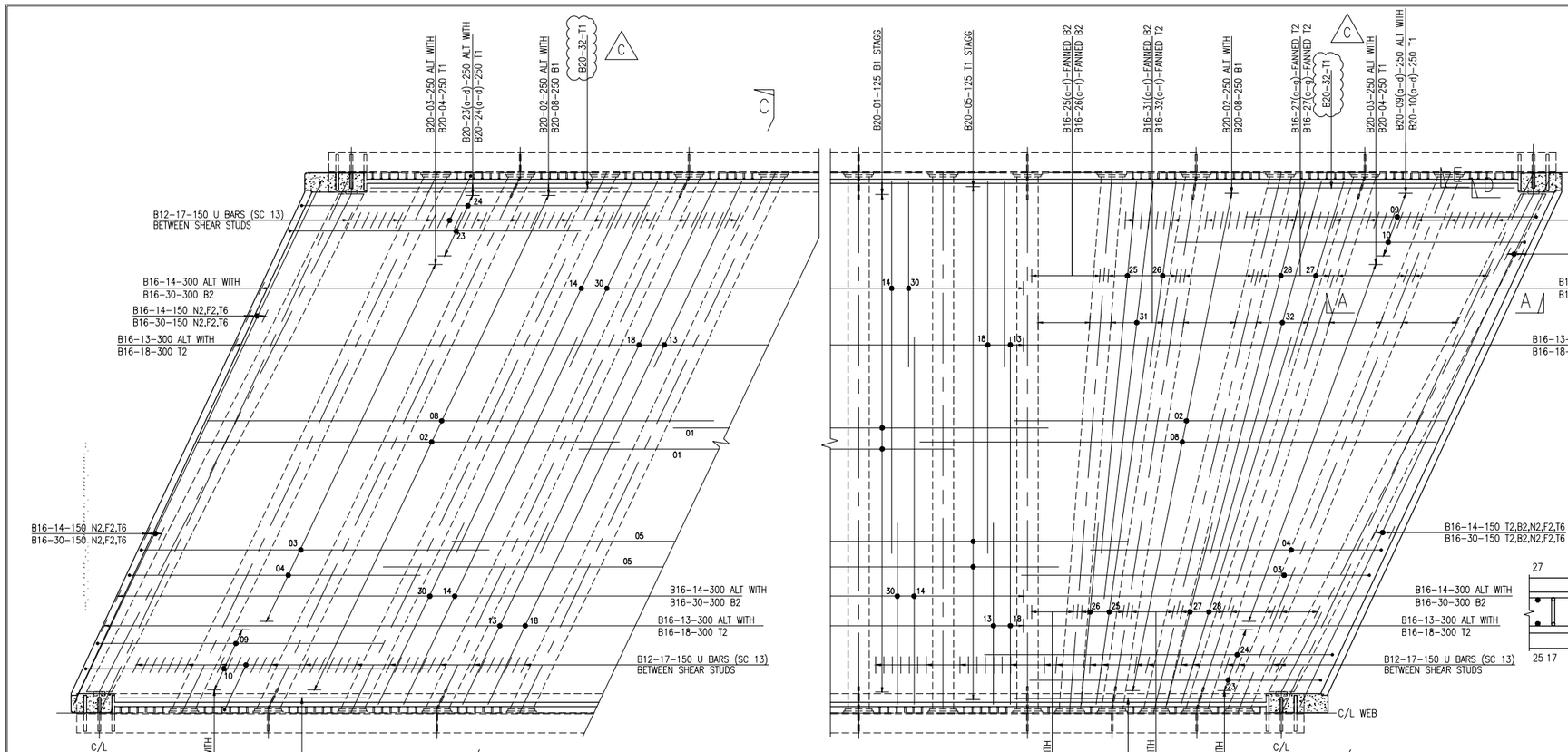

PLAN ON DECK
SCALE 1:50

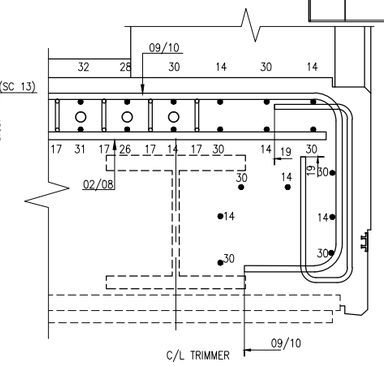

SECTION D-D
SCALE 1:10

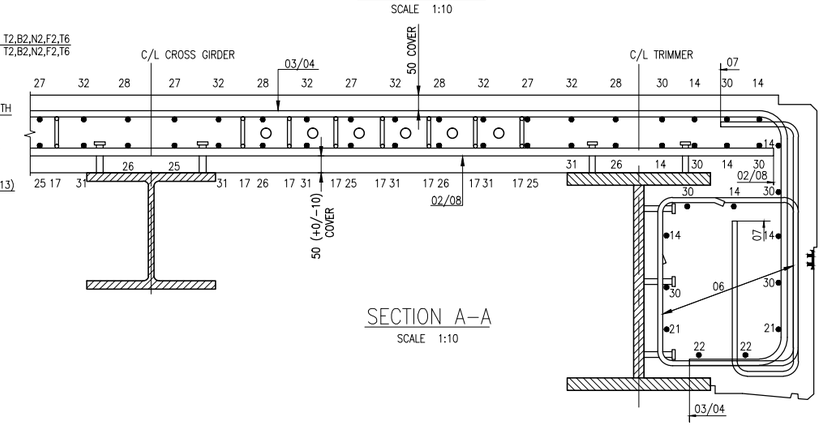

SECTION A-A
SCALE 1:10

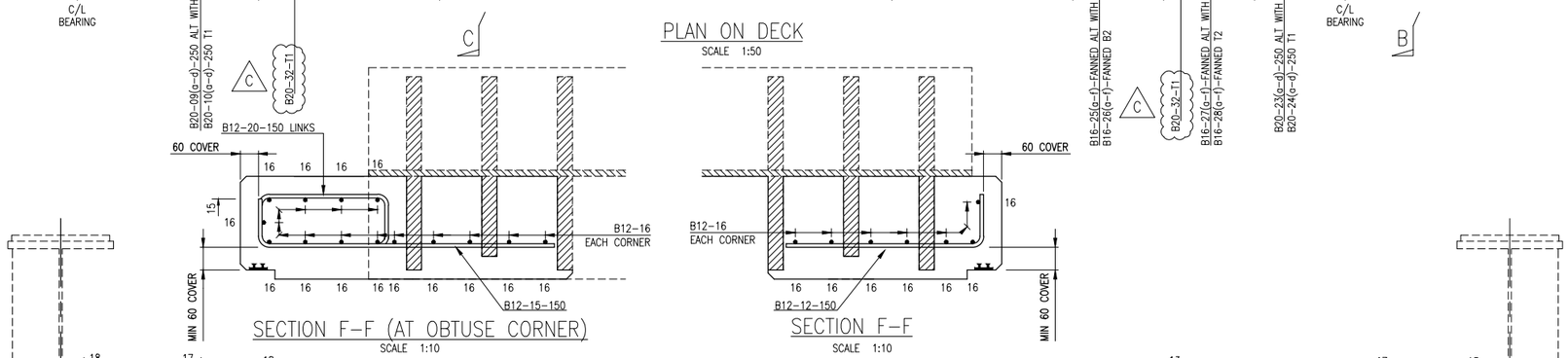

SECTION F-F (AT OBTUSE CORNER)
SCALE 1:10

SECTION F-F
SCALE 1:10

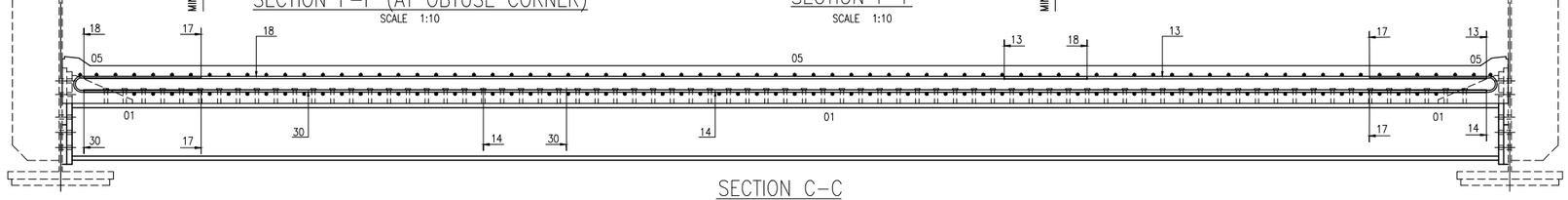

SECTION C-C
SCALE 1:20

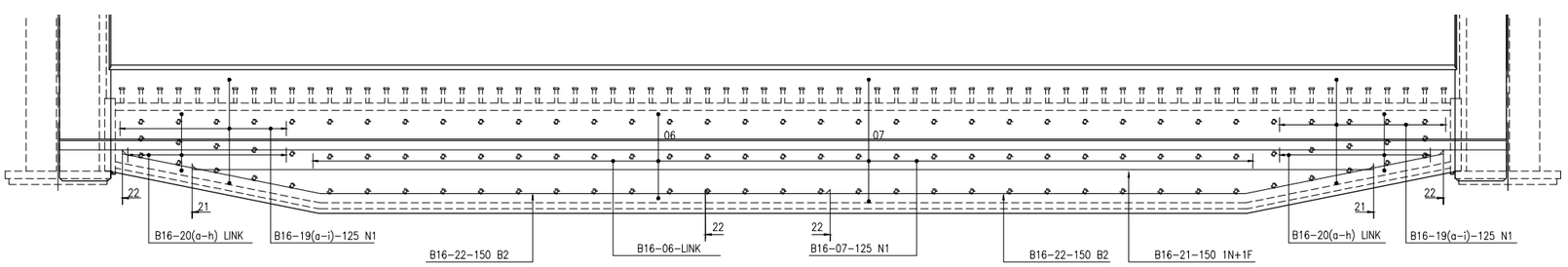

ELEVATION B-B
SCALE 1:20

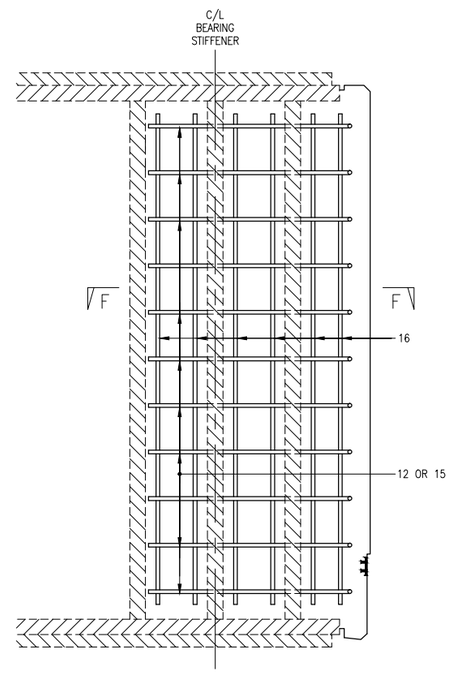

SECTION E-E
SCALE 1:10

Rev	Date	Description of revision	Design'd	C'kd
C	MAY 10	REBAR AMENDED	LZ	IP
B	MAY 10	EUROCODE ISSUE	LZ	IP
A	18.09.09	FIRST ISSUE	LZ	IP
P2	28.04.09	INDEPENDENT CHECK	LZ	IP
P1	28.11.08	INDEPENDENT CHECK	LZ	IP

NetworkRail
KINGS PLACE
90, York Way
London. N1 9AG
Tel: 0203-3569-596

Approved				
	Name	Position	Signature	Date

Master copy with original signatures held by Network Rail HQ CIVIL ENGINEERING STANDARD DESIGN

© COPYRIGHT NETWORK RAIL 2011

'E' TYPE UNDERBRIDGE STANDARD DRAWINGS

REINFORCEMENT DETAILS DOUBLE TRACK 0° TO 25° COMPOSITE FLOOR

Scale: AS SHOWN

Drawing Number: NR/CIV/SD/1571 C

Documents
Document Sharing Hub
Copyright Network Rail
Provided by IHS under license with Network Rail
No reproduction or networking permitted without license from IHS
Licensee=Weston Williamson/5989497001, User=sam, albett
Not for Resale, 03/27/2016 19:30:25 MDT
Full document details: NR NR-CIV-SD-1572 ISSUE C 2013