Supplementary Information

The following information is associated with Network Rail Standard:
NR CIV/SD/1583 Rev B

Additional Content Access

Click the link below to access CAD version of this drawing.

CAD Drawing

- CIV/SD/1583

If you have any questions, or need assistance, please contact **IHS Support**

Information accessed via the links above is the property of the Copyright holder

IHS Additional Content Page

Documents
Document Sharing Hub

Copyright Network Rail
Provided by IHS under license with Network Rail
No reproduction or networking permitted without license from IHS
Full document details: NR NR-CIV-SD-1583 ISSUE B 2010

Licensee=Weston Williamson/5989497001, User=sam, albett
Not for Resale, 03/27/2016 21:37:39 MDT

Copyright Network Rail
Provided by IHS under license with Network Rail
No reproduction or networking permitted without license from IHS
Full document details: NR NR-CIV-SD-1583 ISSUE B 2010
Licensee=Weston Williamson5588497001, User=sam.albett
Not for Resale, 03/27/2016 21:37:39 MDT

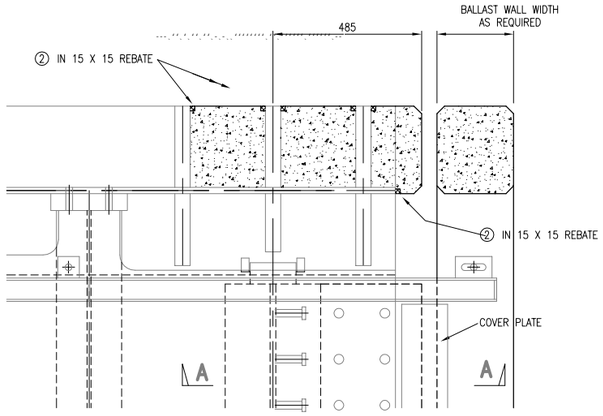

DECK LEVEL DETAIL AT SQUARE END OF GIRDER

SCALE 1:10

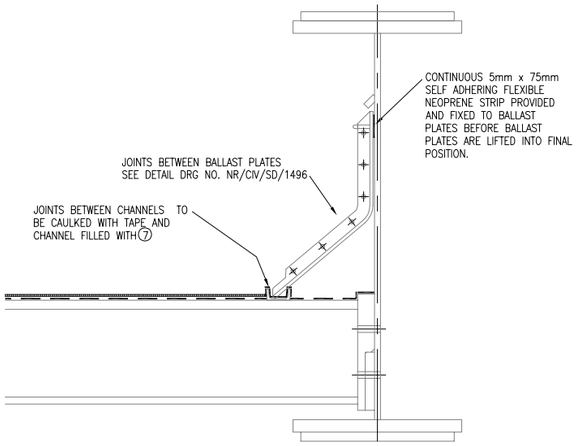

DETAIL OF SITE APPLIED WATERPROOFING TO DECK

SCALE 1:10

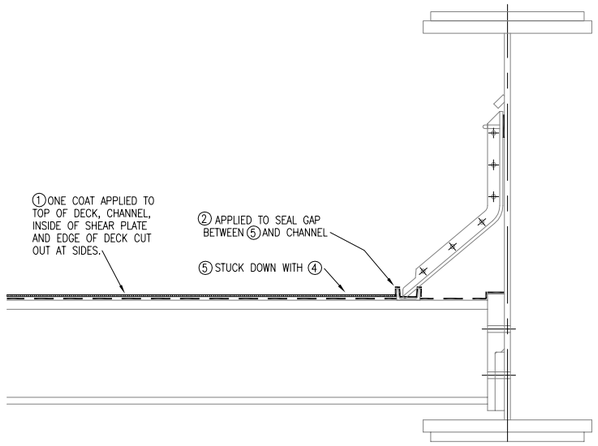

DETAIL OF SHOP APPLIED WATERPROOFING TO DECK

SCALE 1:10

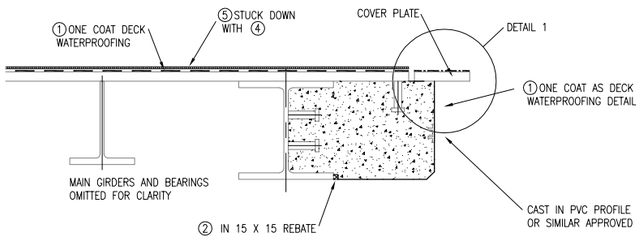

SECTION A – A

SCALE 1:10

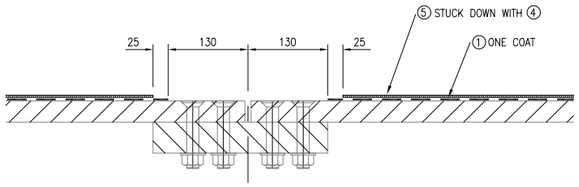

DETAIL OF SHOP APPLIED WATERPROOFING TO DECK JOINT

SCALE 1:10

WATERPROOFING SCHEDULE	
ITEM	DESCRIPTION
1.	SPRAYED MEMBRANE : LIQUID APPLIED ACRYLIC 1.5mm THICK
2.	MASTIC (COMPATIBLE WITH 1)
3.	HAND APPLIED MEMBRANE: LIQUID APPLIED ACRYLIC 1.5mm THICK
4.	ADHESIVE (COMPATIBLE WITH 1)
5.	PROTECTIVE BOARDS OR SHEET.
6.	CONTACT ADHESIVE.
7.	RUBBER BITUMEN LIQUID.
8.	FLEXIBLE P.V.C. SHEET 1.5mm THICK.

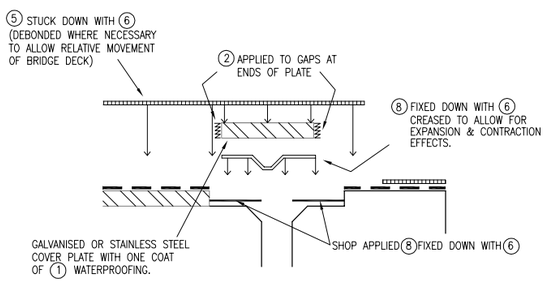

DETAIL 1

SCALE 1:5

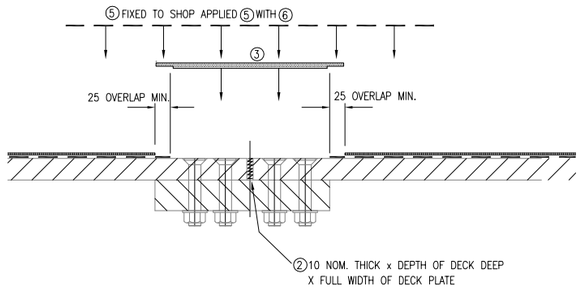

EXPLODED DETAIL OF SITE APPLIED WATERPROOFING TO DECK JOINT (WHERE UNAVOIDABLE)

SCALE 1:10

DRAWING No. NR/CIV/SD/1583

NOTES

1. REFER TO DRAWING NR/CIV/SD/1580 (B) FOR NOTES

Rev	Date	Description of revision	Design'd	C'kd
B	MAY 10	EUROCODE ISSUE	DG	IP
A	18.09.09	FIRST ISSUE	DG	IP
P1	09.04.09	INDEPENDENT CHECK	DG	IP

Network Rail

Network Rail Infrastructure Ltd
Registered Office:
Kings Place
90 York Way
London
N1 9AG

Approved	Paul Clark	Snr. Proj. Eng. Manager Infrastructure Investment Building and Civils	P.C.	MAY 10
	Name	Position	Signature	Date

Master copy with original signatures held by Network Rail HQ CIVIL ENGINEERING STANDARD DESIGN

© COPYRIGHT NETWORK RAIL 2009

'E' TYPE UNDERBRIDGE STANDARD DRAWINGS

WATERPROOFING DETAILS FOR STEEL FLOOR

Scale	AS SHOWN	
Drawing Number	NR/CIV/SD/1583	B

AVA Documents
Document Sharing Hub