Supplementary Information

The following information is associated with Network Rail Standard:
NR CIV/SD/1591 Rev B

Additional Content Access

Click the link below to access CAD version of this drawing.

CAD Drawing

- CIV/SD/1591

If you have any questions, or need assistance, please contact **IHS Support**

Information accessed via the links above is the property of the Copyright holder

IHS Additional Content Page

Documents
Document Sharing Hub

Copyright Network Rail
Provided by IHS under license with Network Rail
No reproduction or networking permitted without license from IHS
Full document details: NR NR-CIV-SD-1591 ISSUE B 2010

Licensee=Weston Williamson/5989497001, User=sam, albett
Not for Resale, 03/27/2016 21:26:47 MDT

Copyright Network Rail
Provided by IHS under license with Network Rail
No reproduction or networking permitted without license from IHS
Full document details: NR NR-CIV-SD-1591 ISSUE B 2010
Licensee=Weston Williamson/5989497001, User=sam.albett
Not for Resale, 03/27/2016 21:26:47 MDT

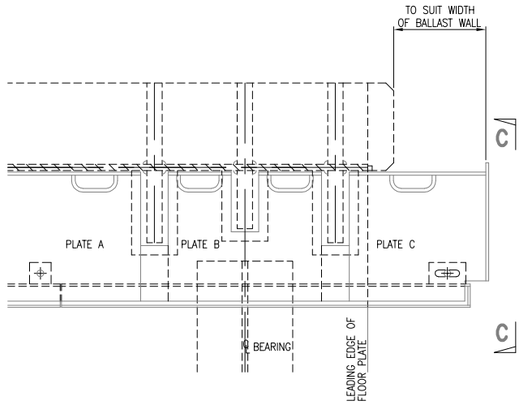

PLAN ON BALLAST PLATES AT END OF GIRDER TYPICAL FOR SQUARE & 0° TO 25° SKEWS

SCALE 1:10

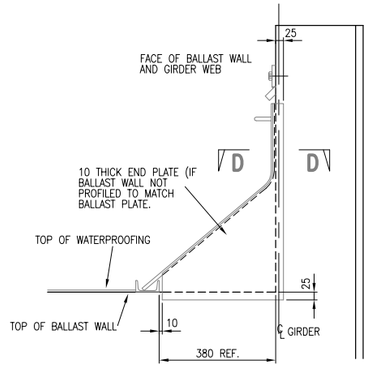

SECTION C–C

SCALE 1:10

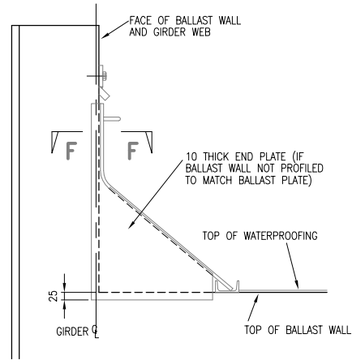

ELEVATION E–E

SCALE 1:10

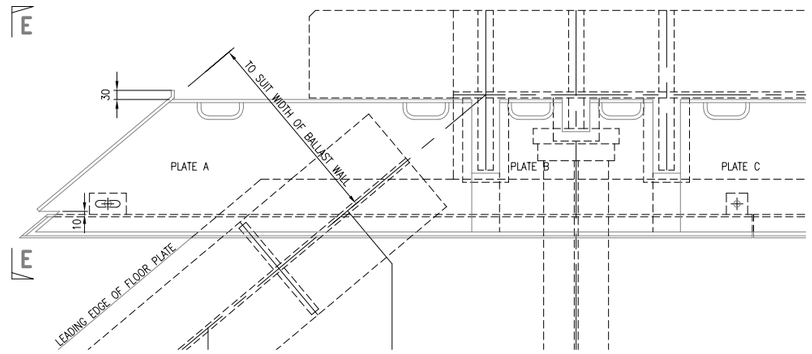

PLAN ON BALLAST PLATES AT END OF GIRDER TYPICAL FOR 25° TO 50° SKEWS

SCALE 1:10

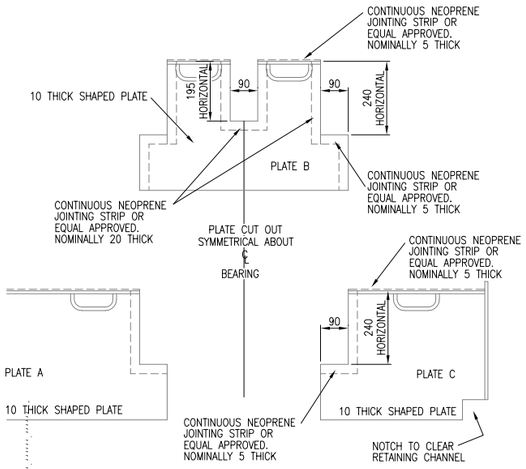

EXPLODED PLAN ON BALLAST PLATES AT END OF GIRDER TYPICAL FOR SQUARE & 0° TO 25° SKEWS

SCALE 1:10

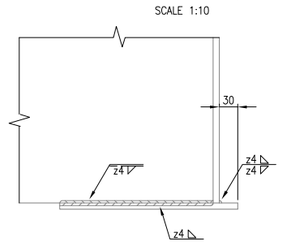

SECTION D–D

SCALE 1:5

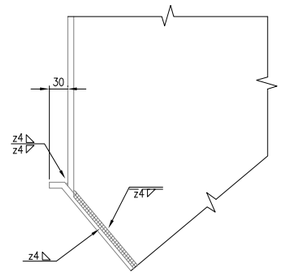

ELEVATION F–F

SCALE 1:5

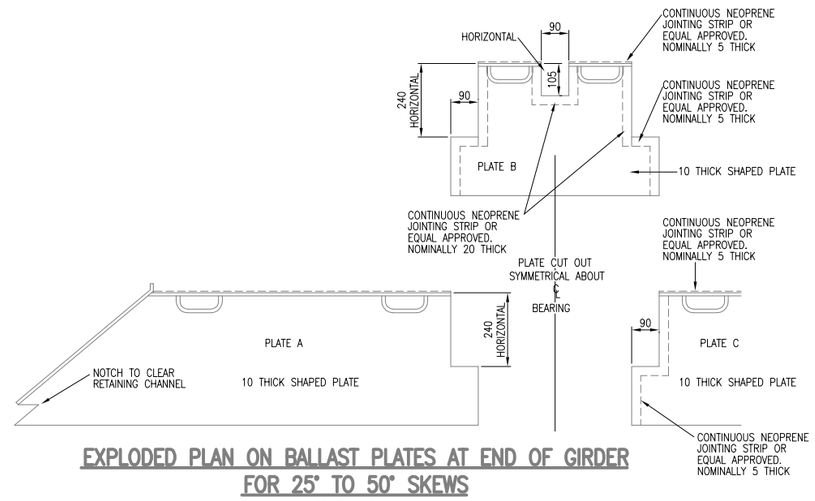

EXPLODED PLAN ON BALLAST PLATES AT END OF GIRDER FOR 25° TO 50° SKEWS

SCALE 1:10

BALLAST PLATE DETAILS FOR SQUARE & 0° TO 25° SKEWS

BALLAST PLATE DETAILS FOR 25° TO 50° SKEWS

COMMON DETAILS

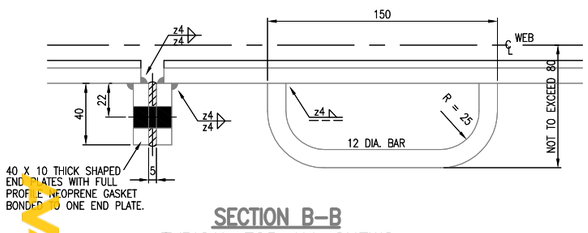

SECTION B–B TYPICAL FOR ALL SKEWS

SCALE 1:2

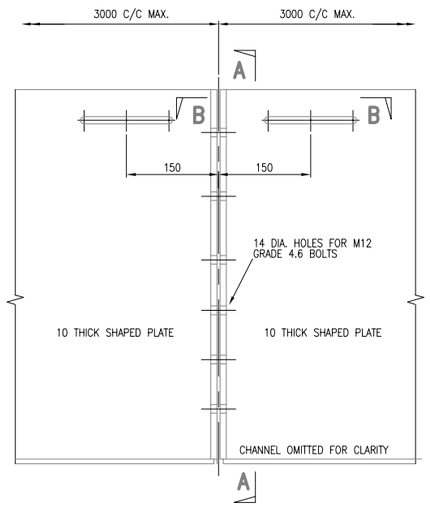

PART ELEVATION ON BALLAST PLATES

SCALE 1:5

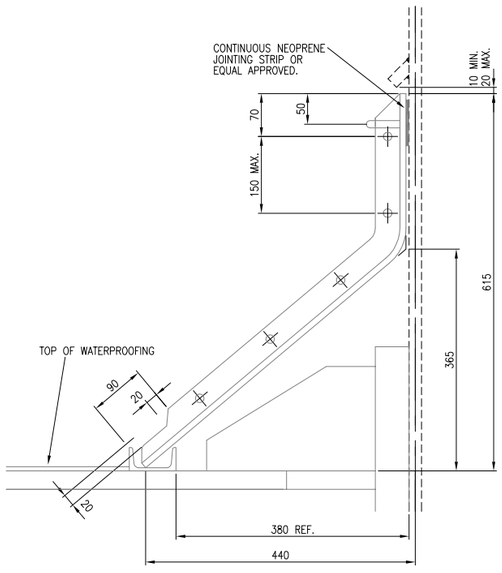

SECTION A–A

SCALE 1:5

DRAWING No. NR/CIV/SD/1591

NOTES

1. REFER TO DRAWING NR/CIV/SD/1502 AND 1510 FOR NOTES.
2. ALL STEELWORK TO BE GRADE S275JR IN ACCORDANCE WITH BS EN10025-2:2004
3. SEALANTS SHALL BE IN ACCORDANCE WITH NETWORK RAIL SPECIFICATION.

B

Rev	Date	Description of revision	Design'd	C'kd
B	MAY 10	EUROCODE ISSUE	DG	IP
A	18.09.09	FIRST ISSUE	DG	IP
P1	09.04.09	INDEPENDENT CHECK	DG	IP

Network Rail

Network Rail Infrastructure Ltd
Registered Office:
Kings Place
90 York Way
London
N1 9AG

Approved	Paul Clark	Snr. Proj. Eng. Manager Infrastructure Investment Building and Civils	P.C.	MAY 10
	Name	Position	Signature	Date

Master copy with original signatures held by Network Rail HQ CIVIL ENGINEERING STANDARD DESIGN

© COPYRIGHT NETWORK RAIL 2009

'E' TYPE UNDERBRIDGE STANDARD DRAWINGS

BALLAST PLATE DETAILS

Scale	AS SHOWN	
Drawing Number	NR/CIV/SD/1591	B

Documents
Document Sharing Hub