Supplementary Information

The following information is associated with Network Rail Standard:
NR CIV/SD/1710 Rev B

Additional Content Access

Click the link below to access CAD version of this drawing.

CAD Drawing

- CIV/SD/1710

If you have any questions, or need assistance, please contact **IHS Support**

Information accessed via the links above is the property of the Copyright holder

IHS Additional Content Page

Documents
Document Sharing Hub

Copyright Network Rail
Provided by IHS under license with Network Rail
No reproduction or networking permitted without license from IHS
Full document details: NR NR-CIV-SD-1710 ISSUE B 2010

Licensee=Weston Williamson/5989497001, User=sam, albett
Not for Resale, 03/27/2016 21:27:46 MDT

Full document details: NR NR-CIV-SD-1710 ISSUE B 2010

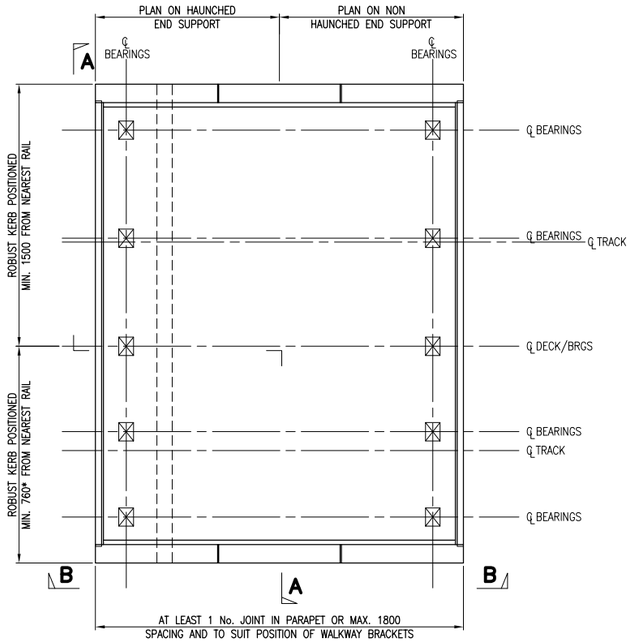

TYPICAL SPLIT SQUARE ARRANGEMENT PLAN

(5m SPAN DOUBLE TRACK SHOWN)

SCALE 1:50

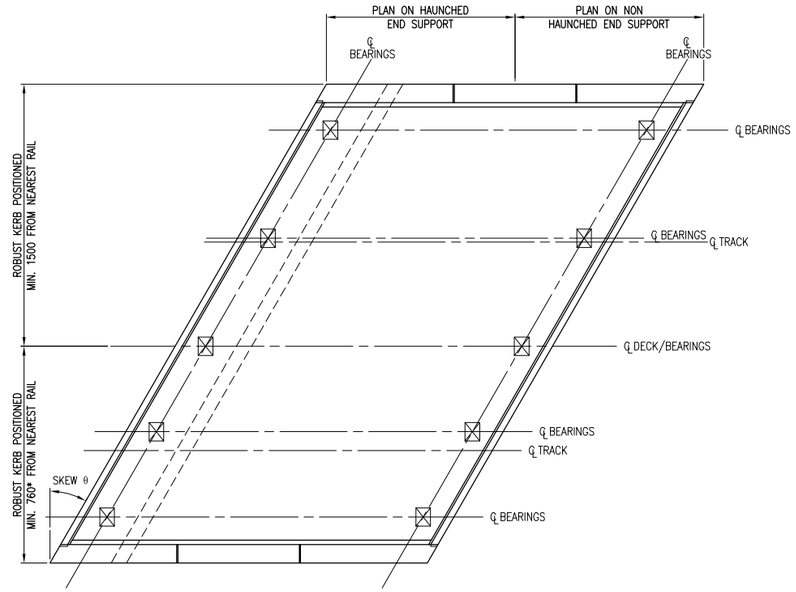

TYPICAL SPLIT SKEW ARRANGEMENT PLAN

(5m SPAN DOUBLE TRACK 30° SHOWN)

SCALE 1:50

NOTE
ARRANGEMENT SHOWN IS FOR A STRAIGHT TRACK NOTING THAT OVERALL WIDTH OF DECK SLABS WILL VARY TO SUIT CURVED/CANTED TRACK LAYOUTS.

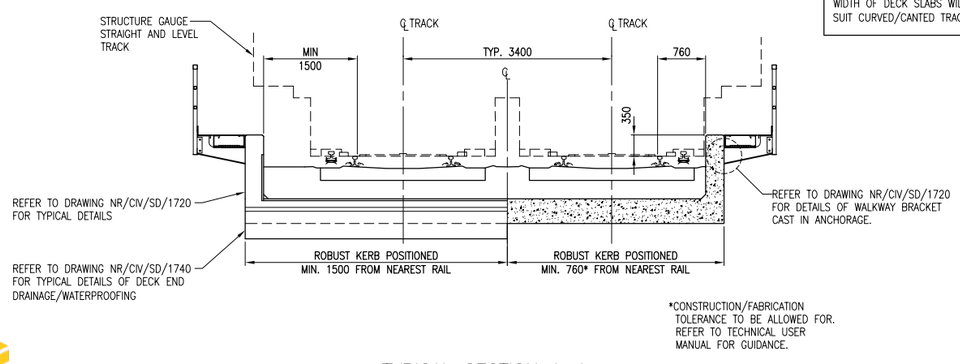

*CONSTRUCTION/FABRICATION TOLERANCE TO BE ALLOWED FOR. REFER TO TECHNICAL USER MANUAL FOR GUIDANCE.

TYPICAL SECTION A–A

(DOUBLE TRACK SHOWN)

SCALE 1:50

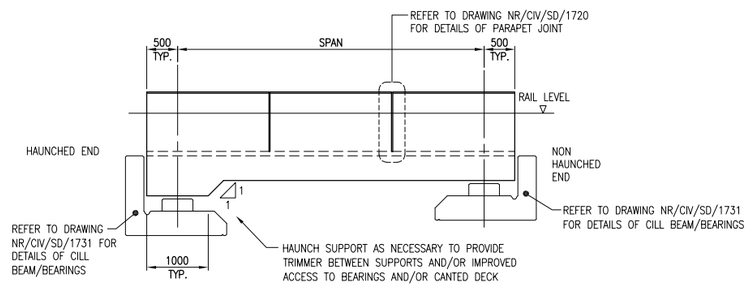

SPLIT ELEVATION B–B

SCALE 1:50

DRAWING No. NR/CIV/SD/1710

NOTES

1. THIS DRAWING IS TO BE READ IN CONJUNCTION WITH THE GENERAL NOTES ON DRAWING NR/CIV/SD/1702.
2. ALL CONCRETE, MATERIALS & WORKMANSHIP TO BE IN ACCORDANCE WITH BSEN13670 AM AMMENDED BY THE NETWORK RAIL SPECIFICATION.
3. REINFORCED CONCRETE INFORMATION IN ACCORDANCE WITH BS8500–2:2006 TO BE PROVIDED BY THE DESIGNER:

   MIN CONCRETE GRADE
   REINFORCEMENT TYPE
   MAXIMUM AGGREGATE SIZE
   NOMINAL COVER TO REINFORCEMENT
   FIXING TOLERANCE
   CEMENT TYPE / COMBINATION
   MAXIMUM WATER / CEMENT RATIO
   MINIMUM COMBINATION CONTENT
4. APPROPRIATE EXPOSURE CLASSES TO BE XD3 (SOFFIT) AND XC4 (BELOW WATERPROOFING).
5. ALL REINFORCEMENT TO BE TO GRADE B500B OR B500C CONFORMING TO BS4449:2005
6. ALL REINFORCEMENT TO BE CUT AND BENT TO BS8666:2005
7. BAR BENDING SCHEDULE IS TO BE PREPARED FOR EACH INDIVIDUAL BRIDGE. THERE ARE NO STANDARD SCHEDULES TO ACCOMPANY THE STANDARD DRAWINGS.
8. NO CONSTRUCTION JOINTS OR TIE HOLES WILL BE ALLOWED. DECK TO BE CAST IN A SINGLE POUR, AND SHUTTERING INDEPENDENTLY SUPPORTED.
9. ALL CHAMFERS TO BE 20x20mm.
10. WATERPROOFING TO BE APPLIED IN ACCORDANCE WITH THE MANUFACTURER'S RECOMMENDATIONS WHEN CONCRETE HAS ATTAINED ITS SPECIFIED 7 DAY STRENGTH OR AFTER 7 DAYS, WHICHEVER IS THE LONGEST, AND SUITABLE FOR APPLICATION AS CONFIRMED BY TESTING OF SUBSTRATE IN ACCORDANCE WITH NETWORK RAIL SPECIFICATION.
11. THE DESIGNER IS TO SELECT THE BEARING SIZE BASED ON THE MOST EFFICIENT NUMBER AND ARRANGEMENT TO SUIT THE SPAN, SKEW AND LOADING REQUIREMENTS (REFER TO TECHNICAL USER MANUAL FOR GUIDANCE).

SPAN RANGE	SPAN/DEPTH RATIO
< 2.5m	MIN 250 SLAB
2.5m <> 5m	1:10 TO 1:12.5
5m <> 10m	1:12.5 TO 1:15
10m <> 15m	1:15 TO 1:18
> 15m	1:18

INDICATIVE SPAN/DEPTH RATIO OF REINFORCED CONCRETE LONGITUDINAL SPANNING SLAB DECKS.

Rev	Date	Description of revision	Design'd	C'kd
B	APR 10	EUROCODE ISSUE	MK	AGW
A	APR 10	FIRST ISSUE	MK	AGW
P2	18.06.09	REVISED WHERE SHOWN	MK	AGW
P1	27.03.09	DRAFT FOR REVIEW	MK	AGW

Network Rail

Network Rail Infrastructure Ltd
Registered Office:
Kings Place
90 York Way
London
N1 9AG

	Name	Position	Signature	Date
Approved	Paul Clark	Snr. Proj. Eng. Manager Infrastructure Investment Building and Civils	P.C.	APR 10

Master copy with original signatures held by Network Rail HQ
CIVIL ENGINEERING STANDARD DESIGN

© COPYRIGHT NETWORK RAIL 2009

CONCRETE UNDERBRIDGE STANDARD DRAWINGS

CAST ON SITE REINFORCED CONCRETE SLAB GENERAL ARRANGEMENT

Scale	AS SHOWN
Drawing Number	NR/CIV/SD/1710 B

AVA Documents
Document Sharing Hub

Licensee=Weston Williamson/5989497001, User=sam. albett
Not for Resale, 03/27/2016 21:27:46 MDT

Copyright Network Rail
Provided by IHS under license with Network Rail
No reproduction or networking permitted without license from IHS