Supplementary Information

The following information is associated with Network Rail Standard:
NR CIV/SD/1712 Rev B

Additional Content Access

Click the link below to access CAD version of this drawing.

CAD Drawing

- CIV/SD/1712

If you have any questions, or need assistance, please contact **IHS Support**

Information accessed via the links above is the property of the Copyright holder

IHS Additional Content Page

--`,,,,,,`,,,,,,`,,`,,,,,,,,``-`-`,,`,,`,`,,`---

Documents
Document Sharing Hub

Copyright Network Rail
Provided by IHS under license with Network Rail
No reproduction or networking permitted without license from IHS
Full document details: NR NR-CIV-SD-1712 ISSUE B 2010

Licensee=Weston Williamson/5989497001, User=sam, albett
Not for Resale, 03/27/2016 21:26:58 MDT

Full document details: NR NR-CIV-SD-1712 ISSUE B 2010



TYPICAL SPLIT SQUARE ARRANGEMENT PLAN

(10m SPAN DOUBLE TRACK SHOWN)

SCALE 1:50

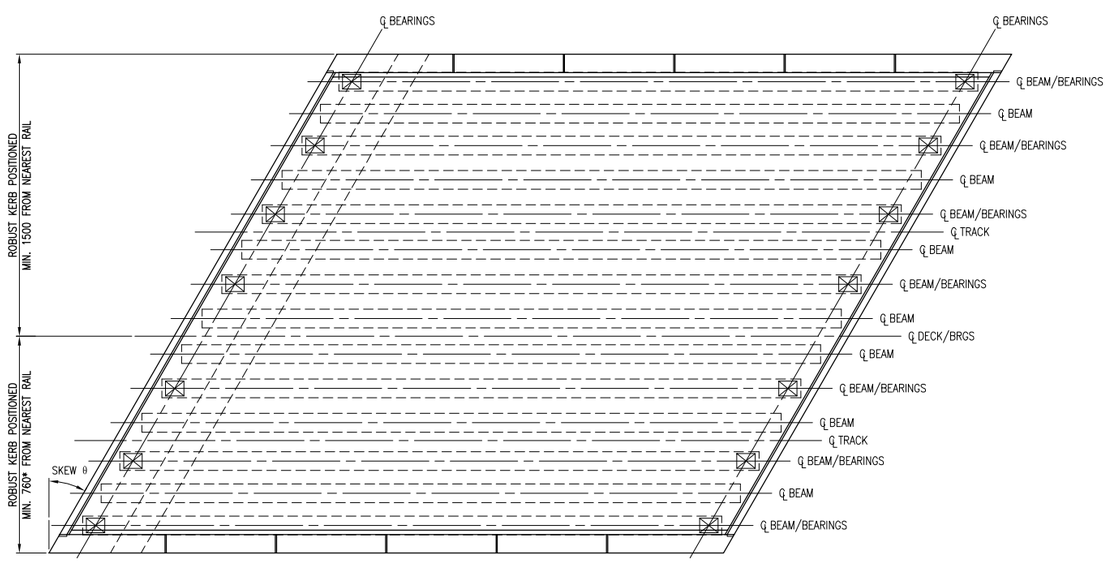

TYPICAL SPLIT SKEW ARRANGEMENT PLAN

(10m SPAN DOUBLE TRACK 30° SHOWN)

SCALE 1:50

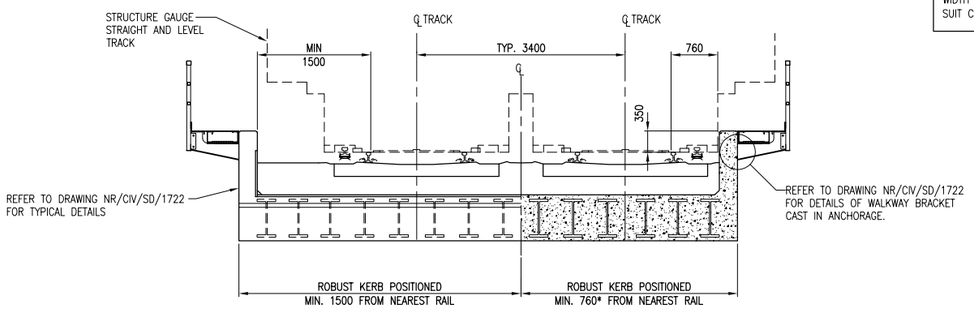

TYPICAL SECTION A–A

(DOUBLE TRACK SHOWN)

SCALE 1:50

*CONSTRUCTION/FABRICATION TOLERANCE TO BE ALLOWED FOR. REFER TO TECHNICAL USER MANUAL FOR GUIDANCE.

NOTE
ARRANGEMENT SHOWN IS FOR A STRAIGHT TRACK NOTING THAT OVERALL WIDTH OF DECK SLABS WILL VARY TO SUIT CURVED/CANTED TRACK LAYOUTS.

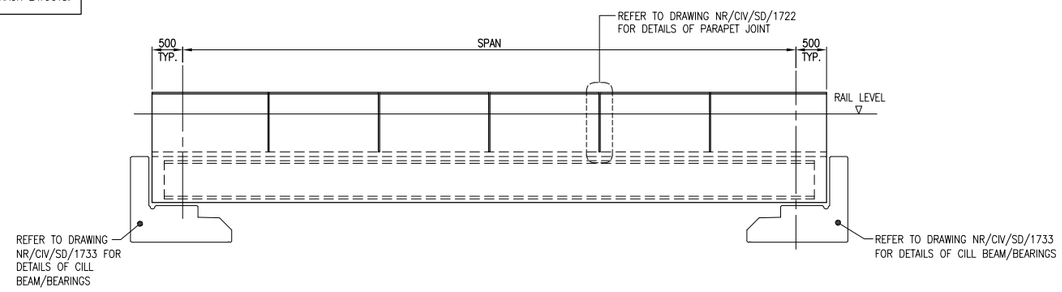

ELEVATION B–B

SCALE 1:50

DRAWING No. NR/CIV/SD/1712

NOTES

1. THIS DRAWING IS TO BE READ IN CONJUNCTION WITH THE GENERAL NOTES ON DRAWING NR/CIV/SD/1702.
2. ALL CONCRETE, MATERIALS & WORKMANSHIP TO BE IN ACCORDANCE WITH BSEN13570 AS AMMENDED BY THE NETWORK RAIL SPECIFICATION.
3. REINFORCED CONCRETE INFORMATION IN ACCORDANCE WITH BS8500–2:2006 TO BE PROVIDED BY THE DESIGNER:

   MIN CONCRETE GRADE
   REINFORCEMENT TYPE
   MAXIMUM AGGREGATE SIZE
   NOMINAL COVER TO REINFORCEMENT
   FIXING TOLERANCE
   CEMENT TYPE / COMBINATION
   MAXIMUM WATER / CEMENT RATIO
   MINIMUM COMBINATION CONTENT
4. APPROPRIATE EXPOSURE CLASSES TO BE XD3 (SOFFIT) AND XC4 (BELOW WATERPROOFING).
5. ALL REINFORCEMENT TO BE TO GRADE B500B OR B500C CONFORMING TO BS4449:2005
6. ALL REINFORCEMENT TO BE CUT AND BENT TO BS8666:2005
7. BAR BENDING SCHEDULE IS TO BE PREPARED FOR EACH INDIVIDUAL BRIDGE. THERE ARE NO STANDARD SCHEDULES TO ACCOMPANY THE STANDARD DRAWINGS.
8. NO CONSTRUCTION JOINTS OR TIE HOLES WILL BE ALLOWED. DECK TO BE CAST IN A SINGLE POUR, AND SHUTTERING INDEPENDENTLY SUPPORTED
9. ALL CHAMFERS TO BE 20x20mm.
10. WATERPROOFING TO BE APPLIED IN ACCORDANCE WITH THE MANUFACTURER'S RECOMMENDATIONS WHEN CONCRETE HAS ATTAINED ITS SPECIFIED 7 DAY STRENGTH OR AFTER 7 DAYS, WHICHEVER IS THE LONGEST, AND SUITABLE FOR APPLICATION AS CONFIRMED BY TESTING OF SUBSTRATE IN ACCORDANCE WITH NETWORK RAIL SPECIFICATION.
11. STEELWORK SHALL COMPLY WITH BSEN1090–2 AS AMENDED BY THE NETWORK RAIL SPECIFICATION NR/SP/CIV/008/090N.
12. ALL STEEL SHALL BE TO BS EN10025–2:2004 AND BS EN10025–3:2004.
13. THE DESIGNER IS TO SELECT THE BEARING SIZE BASED ON THE MOST EFFICIENT NUMBER AND ARRANGEMENT TO SUIT THE SPAN, SKEW AND LOADING REQUIREMENTS (REFER TO TECHNICAL USER MANUAL FOR GUIDANCE).

SPAN RANGE	SPAN/DEPTH RATIO
< 5m	MIN 400 SLAB
5m <> 10m	1:12.5 TO 1:15
10m <> 15m	1:15 TO 1:20
> 15m	1:20 TO 1:25

INDICATIVE SPAN/DEPTH RATIO OF FILLER BEAM DECKS WITH FULLY ENCASED SECTIONS.

Rev	Date	Description of revision	Design'd	C'kd
B	APR 10	EUROCODE ISSUE	MK	AGW
A	APR 10	FIRST ISSUE	MK	AGW
P2	18.06.09	REVISED WHERE SHOWN	MK	AGW
P1	27.03.09	DRAFT FOR REVIEW	MK	AGW

Network Rail Infrastructure Ltd
Registered Office:
Kings Place
90 York Way
London
N1 9AG

Approved	Name	Position	Signature	Date
	Paul Clark	Snr. Proj. Eng. Manager Infrastructure Investment Building and Civils	P.C.	APR 10

Master copy with original signatures held by Network Rail HQ CIVIL ENGINEERING STANDARD DESIGN

© COPYRIGHT NETWORK RAIL 2009

CONCRETE UNDERBRIDGE STANDARD DRAWINGS

CAST ON SITE FULLY ENCASED FILLER BEAM DECK GENERAL ARRANGEMENT

Scale	AS SHOWN	
Drawing Number	NR/CIV/SD/1712	B

Licensee=Weston Williamson/5989497001, User=sam, albett
Not for Resale, 03/27/2016 21:26:58 MDT

Copyright Network Rail
Provided by IHS under license with Network Rail
No reproduction or networking permitted without license from IHS

AVA Documents
Document Sharing Hub